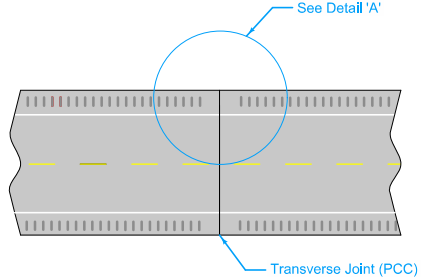
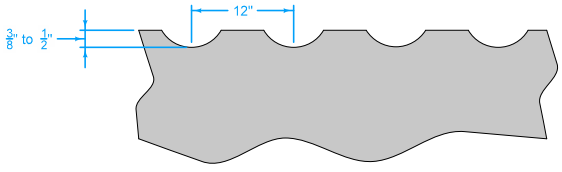


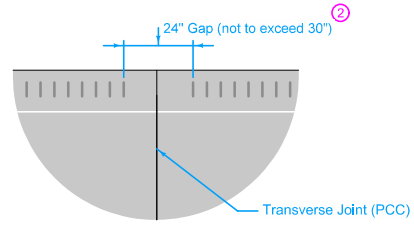
PLAN



Transverse Joint (PCC)



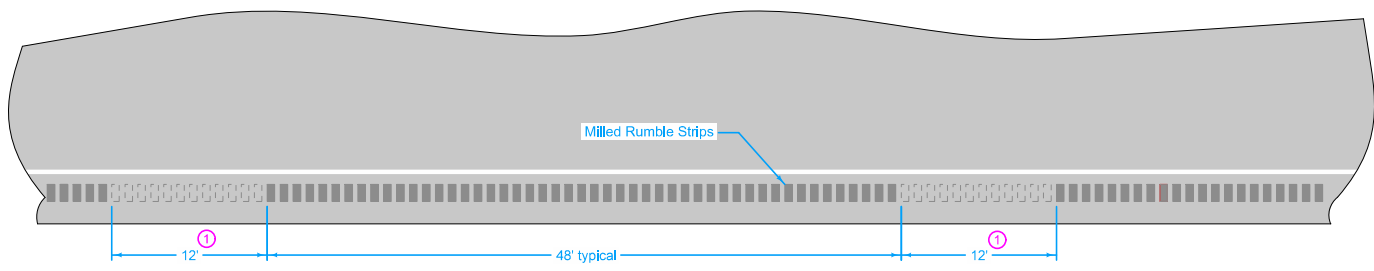
SECTION



Detail 'A'

MILLED RUMBLE STRIP

- ① Place continuous Milled Rumble Strips (no 12 foot gaps) on all median side shoulders and on all interstate shoulders.
- ② Gap rumble strips at transverse joints. Centering the gap about the joint is desirable. Maintain a minimum of 3 inches between rumble and transverse joint.



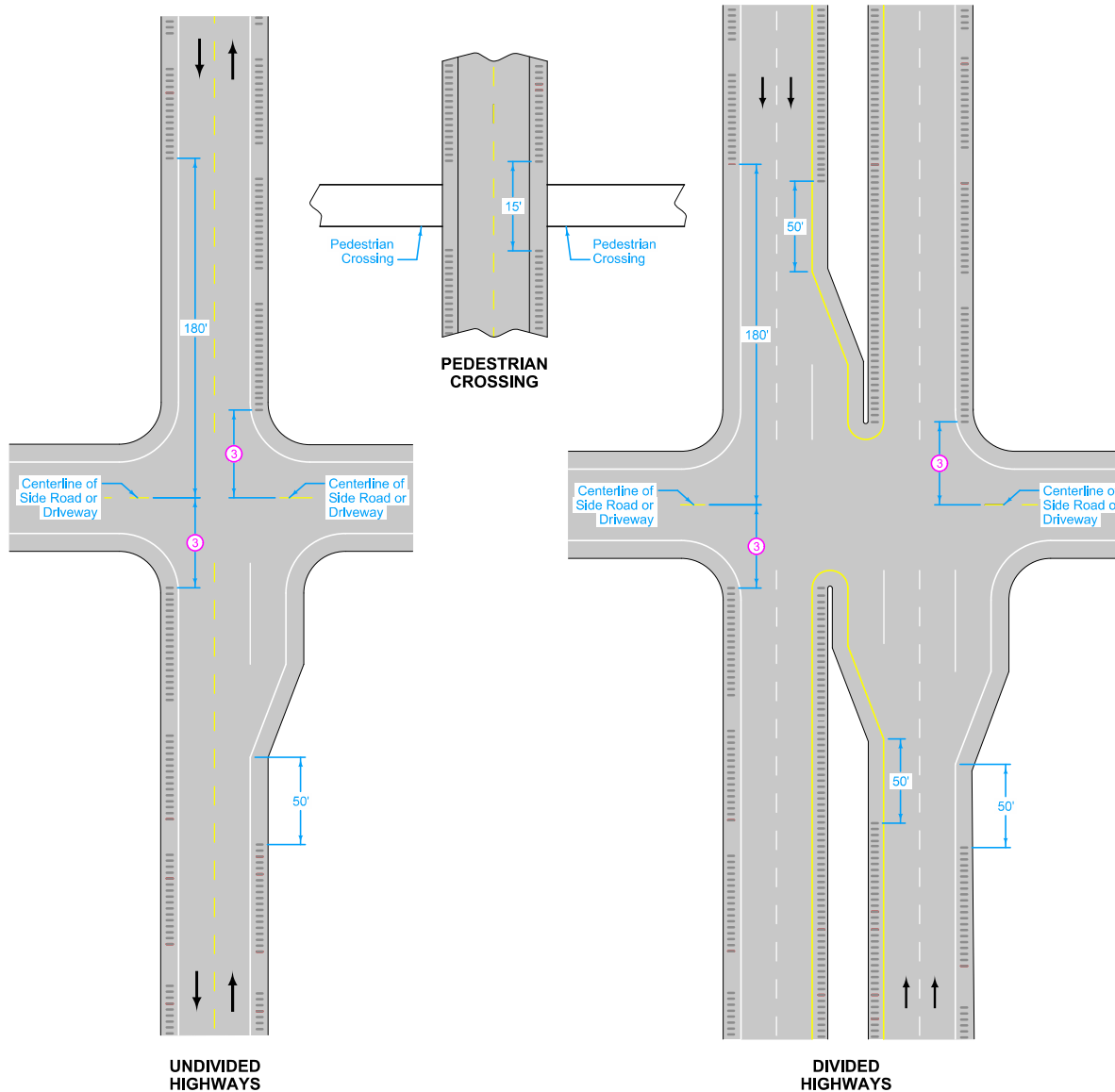
GAP DETAILS

Possible Contract Items:
 Asphalt Emulsion for Fog Seal (Shoulder Rumble Strips)
 Milled Shoulder Rumble Strips, HMA Surface
 Milled Shoulder Rumble Strips, PCC Surface

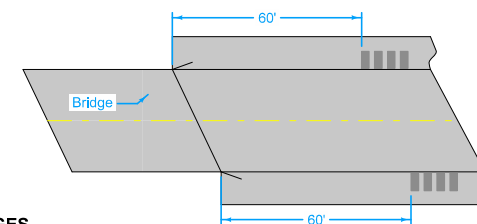
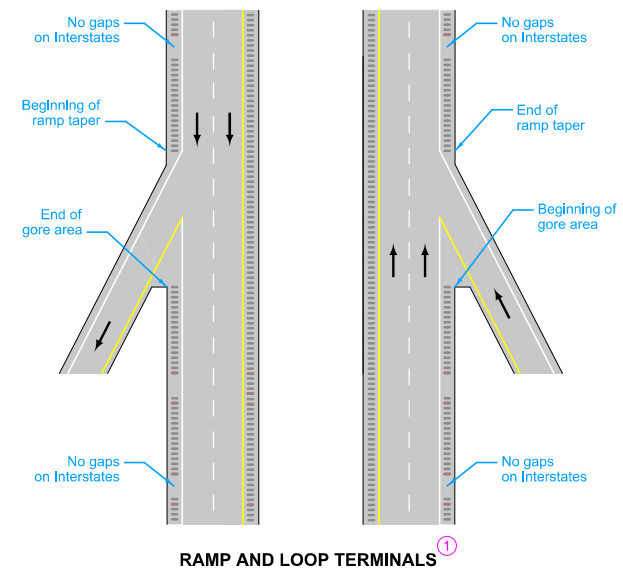
Possible Tabulation:
 112-10

IOWA DOT	REVISION	
	6	04-19-16
	PV-12	
STANDARD ROAD PLAN		SHEET 1 of 2
REVISIONS: Added Detail 'A' and circle note 2 on page 1. Reduced depth of rumble 1/8\"/>		
<i>Brian Smith</i>		
APPROVED BY DESIGN METHODS ENGINEER		

MILLED SHOULDER RUMBLE STRIPS



INTERSECTION SITUATIONS



- ① Place continuous Milled Rumble Strips (no 12 foot gaps) on all median side shoulders and on all interstate shoulders.
- ③ Begin rumbles 100 feet beyond paved side roads or 50 feet for driveways or granular side roads.

IOWA DOT	REVISION	
	6	04-19-16
STANDARD ROAD PLAN		PV-12
		SHEET 2 of 2
REVISIONS: Added Detail 'A' and circle note 2 on page 1. Reduced depth of rumble 1/8".		

Brian Smith
APPROVED BY DESIGN METHODS ENGINEER

MILLED SHOULDER RUMBLE STRIPS