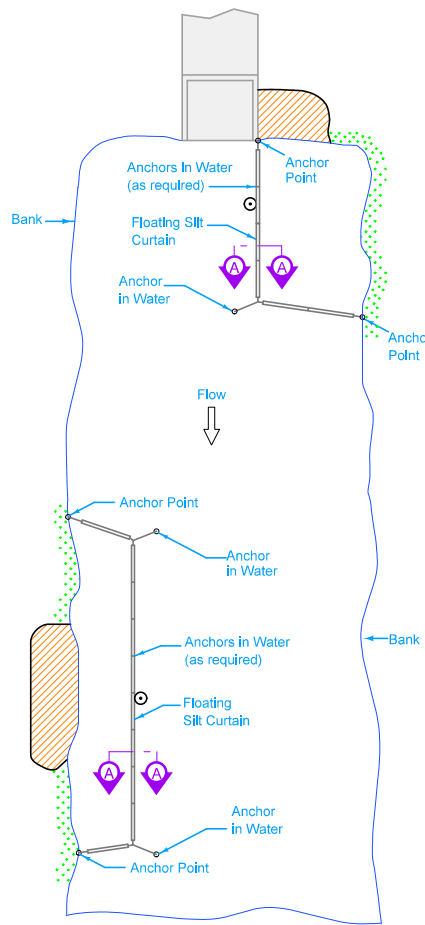
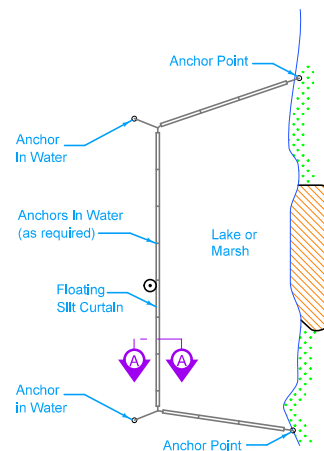


**PLAN**  
Disturbed Area within Stream



**PLAN**  
Disturbed Area Adjacent to Stream



**PLAN**  
Still Water Only

LEGEND	
	Carrier Float
	Buoy
	Undisturbed Vegetation
	Disturbed Soil

Keep silt curtain as close to work area as possible.

Depth of curtain is the dimension of the curtain fabric extending below the flotation, i.e. hanging in the water.

Install according to Hanging Installation unless specified otherwise.

Possible Tabulation:  
100-10

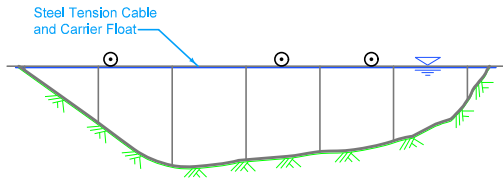
Possible Contract Items:  
Clean-out of Floating Silt Curtain (Containment)  
Floating Silt Curtain (Containment)  
Floating Silt Curtain (Hanging)  
Maintenance of Floating Silt Curtain

	REVISION
	6   10-21-14
	EC-202
STANDARD ROAD PLAN	SHEET 1 of 2

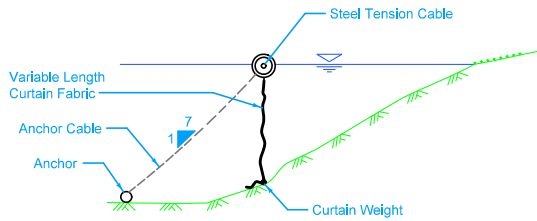
REVISIONS: Removed 100' typical spacing between anchors on page 2. Added possible contract item. Removed sections of standard notes and circle note 1.

*Brian Smith*  
APPROVED BY DESIGN METHODS ENGINEER

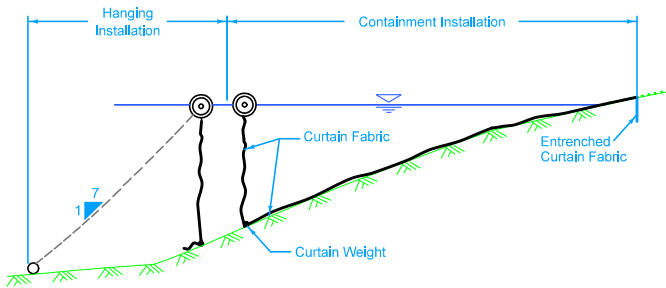
FLOATING SILT CURTAIN



PROFILE

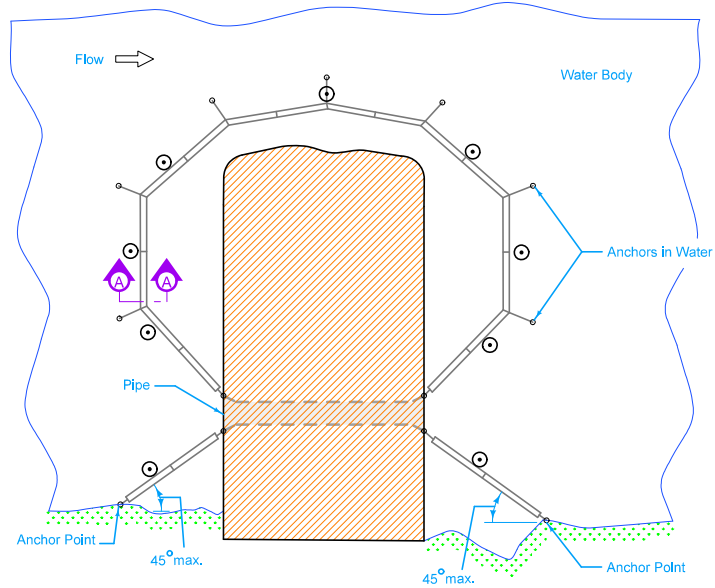


SECTION A-A  
Hanging Installation

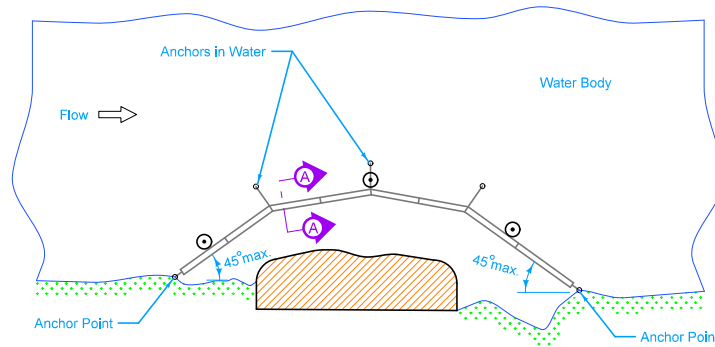


SECTION A-A  
Containment Installation ①

LEGEND	
	Carrier Float
	Buoy
	Undisturbed Vegetation
	Disturbed Soil
	Water Surface



PLAN  
Stream Crossing or Causeway  
(with pipe)



PLAN  
Causeway or Pad

① When Containment Installation is specified, it will be in combination with a Hanging Installation that is paid for separately.

	REVISION
	6 10-21-14
	<b>STANDARD ROAD PLAN</b>
REVISIONS: Removed 100' typical spacing between anchors on page 2. Added possible contract item. Removed sections of standard notes and circle note 1.	<b>EC-202</b>
APPROVED BY DESIGN METHODS ENGINEER <i>Brian Smith</i>	SHEET 2 of 2
<b>FLOATING SILT CURTAIN</b>	