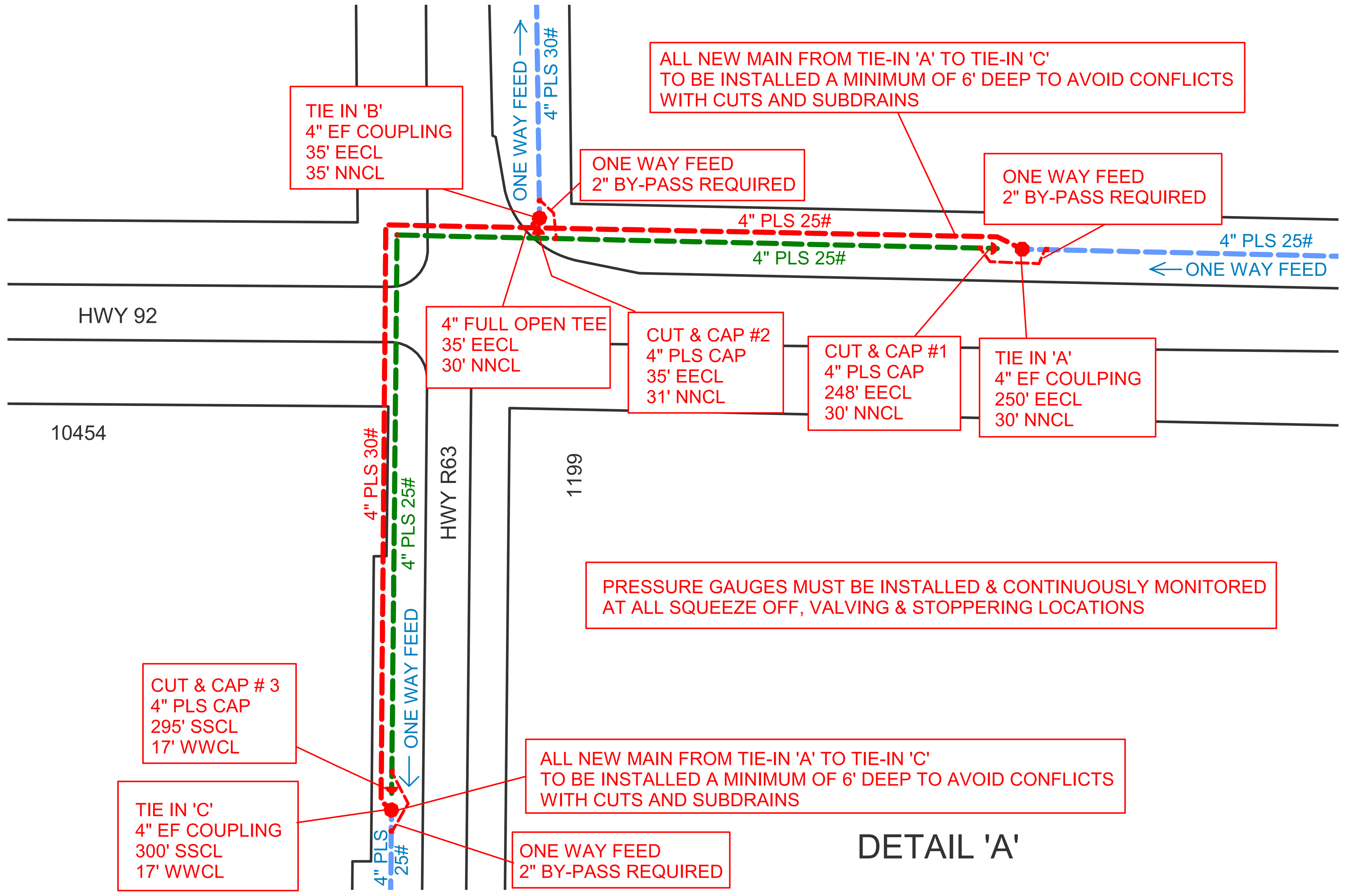

DETAIL 'A'

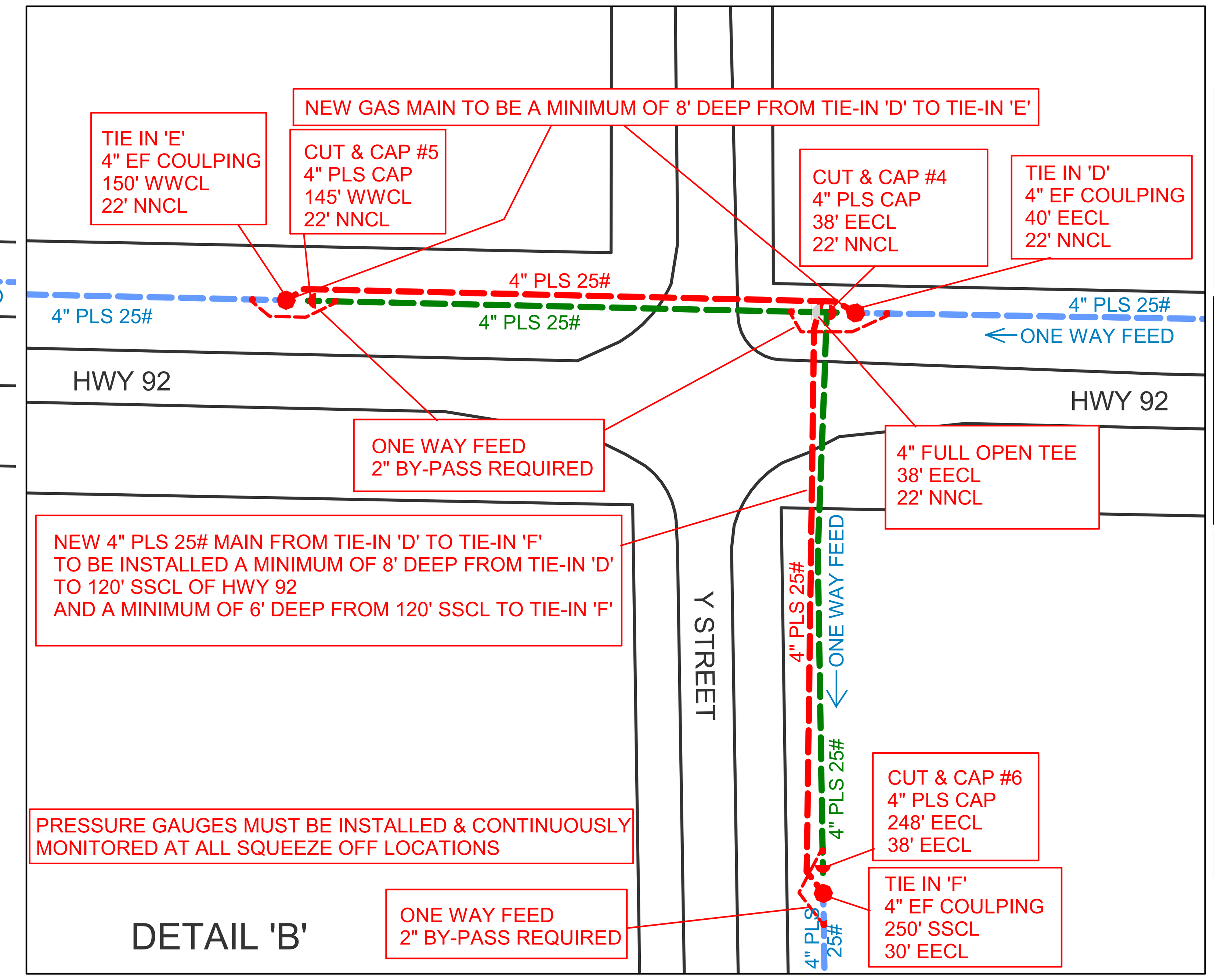

DETAIL 'B'

CONSTRUCTION PROCEDURE

CONSTRUCTION PROCEDURE FOR DETAIL 'A'

NOTE1 : PRESSURE GAUGES MUST BE INSTALLED & CONTINUOUSLY MONITORED AT ALL VALVING, STOPPERING, AND SQUEEZE OFF LOCATIONS.

SCOPE OF WORK	DATE	NAME
1. INSTALL APPROXIMATELY 670' OF 4" PLS, 25 PSIG MAIN.		
2. PRESSURE TEST NEW 25 PSIG MAIN AT A MINIMUM OF 100 PSIG, PER MEC STANDARDS.		
2. INSTALL 3 BY-PASSES AT TIE IN LOCATIONS AS SHOWN ON DRAWING.		
3. COMPLETE TIE-IN 'A' AND PURGE NEW 25 PSIG MAIN PER MEC STANDARDS.		
4. COMPLETE TIE-INS 'B' AND 'C'.		
5. COMPLETE CUT AND CAPS #1, #2 AND #3 AND RETIRE THREE BY-PASSES.		

CONSTRUCTION PROCEDURE FOR DETAIL 'B'

NOTE1 : PRESSURE GAUGES MUST BE INSTALLED & CONTINUOUSLY MONITORED AT ALL VALVING, STOPPERING, AND SQUEEZE OFF LOCATIONS.

SCOPE OF WORK	DATE	NAME
1. INSTALL APPROXIMATELY 505' OF 4" PLS, 25 PSIG MAIN.		
2. PRESSURE TEST NEW 25 PSIG MAIN AT A MINIMUM OF 100 PSIG, PER MEC STANDARDS.		
2. INSTALL 3 BY-PASSES AT TIE-IN LOCATIONS AS SHOWN ON DRAWING.		
3. COMPLETE TIE-IN 'D' AND PURGE NEW 25 PSIG MAIN PER MEC STANDARDS.		
4. COMPLETE TIE-INS 'E' AND 'F'.		
5. COMPLETE CUT AND CAPS #4, #5 AND #6 AND RETIRE THREE BY-PASSES.		

CONSTRUCTION PROCEDURE FOR DETAIL 'C' & 'D'

NOTE1 : PRESSURE GAUGES MUST BE INSTALLED & CONTINUOUSLY MONITORED AT ALL VALVING, STOPPERING, AND SQUEEZE OFF LOCATIONS.

SCOPE OF WORK	DATE	NAME
1. INSTALL APPROXIMATELY 2,516' OF 4" PLS, 25 PSIG MAIN AND 325' 0F 2" PLS, 25 PSIG MAIN.		
2. PRESSURE TEST NEW 25 PSIG MAINS AT A MINIMUM OF 100 PSIG, PER MEC STANDARDS.		
3. COMPLETE TIE-IN 'H & 'I' AND PURGE NEW 25 PSIG MAIN PER MEC STANDARDS. SEE PAGE 2.		
4. COMPLETE TIE-IN 'L' AND PURGE NEW 25 PSIG MAIN PER MEC STANDARDS. SEE PAGE 1.		
5. INSTALL BY-PASS FOR TIE-IN 'S' AS SHOWN ON PAGE 1.		
6. COMPLETE TIE-IN 'M' AND CUT & CAP #8. SEE PAGE 1.		
4. REPLACE AND TEST & RECONNECT SERVICES PER ATTACHED SERVICE LIST.		
4. COMPLETE TIE-INS 'J', 'K', 'N', 'O', 'P', 'Q', 'R' AND 'S' AND CUT & CAPS #7, #9, #10, #11, #12, #13 & #14.		

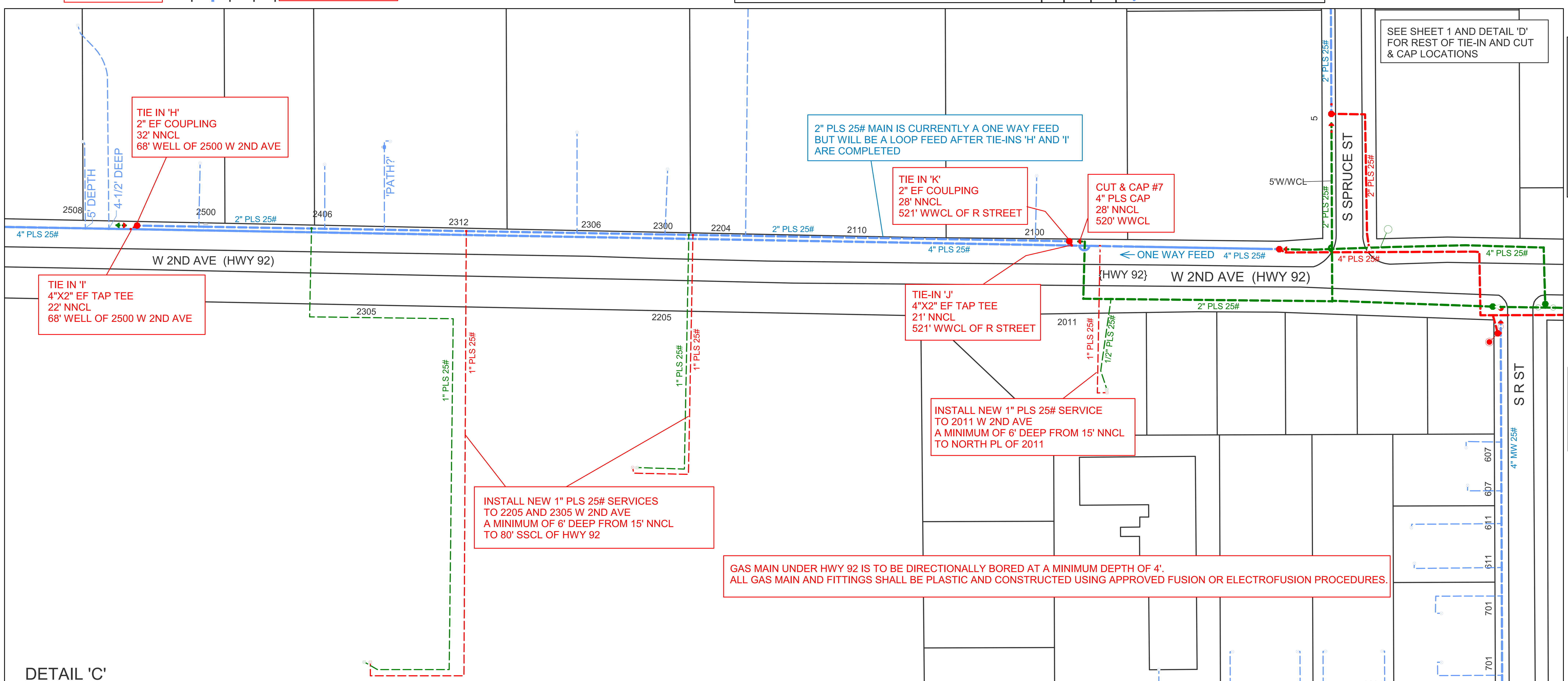

DETAIL 'C'

SERVICE LIST FOR HWY 92 REBUILD

ADDRESS	EXISTING SERVICE	PROPOSED SERVICE	PROPOSED METER	REGULATOR
W 2ND AVE				
2305	1" Plastic	1" Plastic	AC-250	371-372102
2205	1" Plastic	1" Plastic	AC-250	371-372102
2011	1/2" Plastic	1" Plastic	AC-250	371-372102
1905	1" Plastic	Test & Reconnect	Reuse Existing	Existing
1901	1/2" Plastic	Test & Reconnect	Reuse Existing	Existing
1900	Unknown	1" Plastic	AC-630	371-382111
1806	3/"4 Steel	1" Plastic	AC-630	371-382112
1522	1" Steel	1" Plastic	AL-425	371-382112

LIST TO BE USED AS A GUIDE ONLY - CONTRACTOR RESPONSIBLE FOR LOCATING SERVICES

NOTES

1. PRESSURE GAUGES MUST BE INSTALLED & CONTINUOUSLY MONITORED AT ALL SQUEEZE OFF, VALVING & STOPPERING LOCATIONS.
2. ALL WORK, INCLUDING PRESSURE TESTING AND PURGINGTO BE COMPLETED ACCORDING TO MEC GAS STANDARDS.

LEGEND

EXISTING 25 PSIG SYSTEM

PROPOSED 25 PSIG MAIN

PROPOSED RETIRED 25 PSIG MAIN

MidAmerican Energy
Cust: INDIANOLA/WARREN COUNTY
Addr: IA HWY 92
City: WARREN COUNTY
Crew HQ:DMWR
X = 1,611,014 Y = 494,677
Job Desc: Relocate gas main.
WMS_REV:2349777-1
Date: 6/7/2013
Scale: 1 IN =100 FT
Designer: VAN BROGEN,BRIAN

DISCLAIMER OF LIABILITY
NOTE: This drawing reflects facilities in place at the time of its preparation and is subject to change at any time. For current facility information, please contact MidAmerican Energy Company. Further, MidAmerican Energy Company disclaims all liability and responsibility for all claims and damages including but not limited to, personal injury, death and property damage, resulting from any authorized or unauthorized use of, or reliance upon, this drawing for any purpose.