LETTING DATE 12-16-2025

PCC Pavement - Grade and Replace
STP-175-1(95)--2C-67

MONONA COUNTY

IOWA DOT

REVISIONS	TOTAL
	--
PROJECT IDENTIFICATION NUMBER	
21-67-175-020	
PROJECT NUMBER	
STP-175-1(95)--2C-67	
R.O.W. PROJECT NUMBER	
STPN -175-1(100)--2J-67	

PLANS OF PROPOSED IMPROVEMENT ON THE

PRIMARY ROAD SYSTEM
MONONA COUNTY
PCC Pavement - Grade and Replace
I-29/IA 175 Interchange Near Onawa

SCALES: As Noted

Refer to the Proposal Form for list of applicable specifications.

Value Engineering Saves. Refer to Article 1105.14 of the Specifications.

IOWA ONE CALL
1-800-292-8989
www.iowaonecall.com
811 Know what's below. Call before you dig.

INDEX OF SHEETS

No.	DESCRIPTION
A Sheets	**Title Sheets**
* A.1	Title Sheet
* A.2	Location Map Sheet
* A.3 - 10	Project Concept Statement
* A.11 - 13	Design Criteria
A.14 - 18	Field Exam Notes
B Sheets	**Typical Cross Sections and Details**
B.1 - 9	Typical Cross Sections and Details
D Sheets	**Mainline Plan and Profile Sheets**
* D.1	Plan & Profile Legend & Symbol Information Sheet
* D.2 - 4	I-29
E Sheets	**Side Road Plan and Profile Sheets**
* E.1 - 4	IA 175
G Sheets	**Survey Sheets**
G.1 - 3	Reference Ties and Bench Marks
G.4	Horizontal Control Tab. & Super for all Alignments
J Sheets	**Traffic Control and Staging Sheets**
	(See Staging Scroll Plots)
K Sheets	**Interchange Sheets**
* K.1 - 3	Interchange Layout Sheets
* K.4	IA 175 Ramp A
* K.5	IA 175 Ramp B
* K.6	IA 175 Ramp C
* K.7	IA 175 Ramp D
U Sheets	**500 Series, Mod.Stds. and Detail Sheets**
* U.1 - 2	Sight Distance Plan and Profile Sheets
* U.3 - 6	Turning Template Sheets
V Sheets	**Bridge and Culvert Situation Plans**
* V.1	Bridge Situation Plans
W Sheets	**Mainline Cross Sections**
* W.1	Cross Sections Legend & Symbol Information Sheet
* W.2 - 59	I-29 Cross Sections
X Sheets	**Side Road Cross Sections**
* X.1 - 89	IA 175 Cross Sections
Y Sheets	**Ramp Cross Sections**
* Y.1 - 25	IA 175 Ramp A Cross Sections
* Y.26 - 47	IA 175 Ramp B Cross Sections
* Y.48 - 80	IA 175 Ramp C Cross Sections
* Y.81 - 108	IA 175 Ramp D Cross Sections
	* Color Plan Sheets

Field Exam Participants

Becker, Janee
Gu, Yuejia
Ta, Dung
Snell, Brycen (HRG)
Tymkowicz, Shane
Lastovica, Jason (HRG)
Sibert, David (HRG)
Cuva, Nicole
Connor, Sean (HRG)
Olson, Kimball
Struecker, Brock
Sievers, Laura
Patel, Kevin
Narigon, Linda
Mason, Cameron
Allenback, Mitch (HRG)
Erickson, Matthew
Willham, Brian (HRG)
Chibsa, Kuma (FHWA)
Felix, Jessica
Nicholson, Kent

Standard Diamond Alternative

For Project Location Map
Refer to Sheet No. A.2

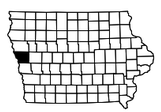

DESIGN DATA RURAL

2026	AADT	3700	V.P.D.
2046	AADT	4600	V.P.D.
2056	AADT	5200	V.P.D.
2046	DHV	480	V.P.H.
TRUCKS		16	%
Total Design ESALs		--	

INDEX OF SEALS

SHEET NO.	NAME	TYPE	BID QUANTITY SHEETS
A.1	X	Primary Signature Block	X
X	X	X	X

PRELIMINARY PLANS

Subject to change by final design.

D2 FIELD EXAM -
Date: August 28, 2023

FILE NO.	ENGLISH	DESIGN TEAM Iowa DOT/HR Green	MONONA COUNTY	PROJECT NUMBER STP-175-1(95)--2C-67	SHEET NUMBER A.1

4:59:11 PM 8/10/2023 rtyrrel \\hrgreen.com\HRG\Data\2020\200200.15\CAD\Design\CADD_Files\Sheet_Files\SHT_6717502021_A01.dgn

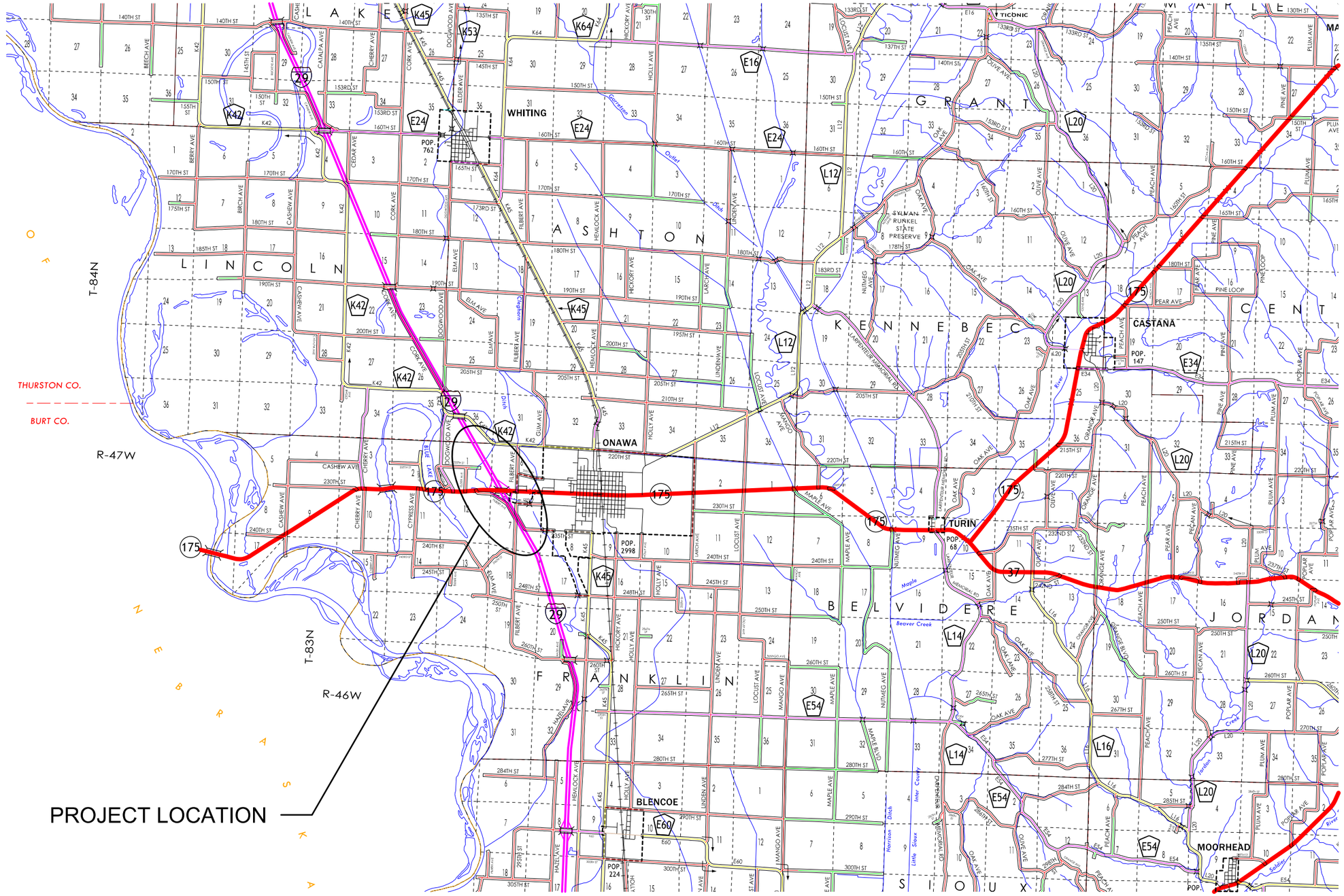

FILE NO.	ENGLISH	DESIGN TEAM Iowa DOT/HR Green	MONONA COUNTY	PROJECT NUMBER STP-175-1(95)--2C-67	SHEET NUMBER A.2

4:59:12 PM 8/10/2023 rtyrrel \\hrgreen.com\HRG\Data\2020\200200.15\CAD\Design\CADD_Files\Sheet_Files\SHT_6717502021_A01.dgn

IOWA DEPARTMENT OF TRANSPORTATION

TO OFFICE: District 3 **DATE:** January 10, 2023

ATTENTION: Jessica Felix **PROJECT:** Monona County
STP-175-1(95)--2C-67
FROM: John E. Bartholomew PIN: 21-67-175-020

OFFICE: Design

SUBJECT: Project Concept Statement; (Final Approval, D0)

This project involves the replacement of the IA 175 bridge (FHWA No. 36830, Maint No. 6705.5S175) over I-29.

Concept meetings were held on the following dates:

April 6, 2022
Participants: District 3—Jessica Felix, Shane Tymkowicz, Todd Huju, Dakin Schultz; Bridge—Jimmy Ellis; Methods—Elijah Gansen; PreDesign—Kevin Patel, John Bartholomew, Yuejia Gu

July 18, 2022
Participants: District 3—Shane Tymkowicz, Dakin Schultz; Bridge—Jimmy Ellis; PreDesign—Kevin Patel, John Bartholomew, Yuejia Gu

August 1, 2022
Participants: Design—Kent Nicholson; PreDesign—Kevin Patel, John Bartholomew, Yuejia Gu

November 8, 2022
Participants: District 3—Jessica Felix, Shane Tymkowicz; Bridge—Jimmy Ellis, Linda Su; PreDesign—Kevin Patel, John Bartholomew, Yuejia Gu

The two alternatives considered were:

1. Replace IA 175 bridge over I-29 with additional pedestrian trail and reconstruct interchange as tight diamond with standard ramp terminals **(Estimated Cost $15,023,600)**
2. Replace IA 175 bridge over I-29 with additional pedestrian trail and reconstruct interchange with roundabout ramp terminals using tight diamond configuration **(Estimated Cost $16,625,800)**

The district intends to conduct an Intersection Control Evaluation (ICE) and receive community feedback before finalizing an alternative. At the time of this concept, no alternative has been selected. Additional right of way will be required. Traffic will be maintained at all times on IA 175 during construction.

The Draft Project Concept Statement was sent out for review and comment with concerns to be resolved by Monday, January 9, 2023. Comments received during the review period have been considered and resolved.

This project is recommended for construction in FY 2026. The Office of Design will coordinate plan preparation with assistance from the Office of Bridges and Structures.

JEB: YG
Attach.
cc:

C. Purcell	M. J. Kennerly	K. D. Nicholson
M. Dell	J. S. Nelson	M. Nop
M. A. Swenson	R. A. Younie	D. E. Sprengeler
S. Majors	A. Poole	K. Brink
D. L. Newell	B. Bradley	J. W. Laaser-Webb
W. A. Sorenson	E. C. Wright	M. E. Ross
A. A. Welch	J. Harris	C. C. Poole
B. Hofer	G. Karssen	B. E. Azeltine
S. J. Gent	S. Anderson	D. Stokes
T. Jerman	K. K. Patel	L. Su
J. Vortherms	M. Todsen	A. Yates
R. Meyer	J. Hauber	A. Abu-Hawash
M. E. Khoda	K. Olson	S. Neubauer
J. Ellis	S. Seivert	S. Sersland
C. Brakke	D. Bishop	S. Tymkowicz
M. Carlson	J. Becker	T. Huju
K. Mulvihill	D. Schultz	B. Strueker
L. Sievers	C. Cahill	T. Lovan

IOWA DEPARTMENT OF TRANSPORTATION

TO OFFICE: District 3 **DATE:** January 10, 2023

ATTENTION: Jessica Felix **PROJECT:** Monona County
STP-175-1(95)--2C-67
PIN: 21-67-175-020

FROM: John Bartholomew

BUREAU: Design

SUBJECT: 2026- 4R Project Concept - **FINAL**

DATES OF REVIEW:

April 6, 2022
Participants: District 3—Jessica Felix, Shane Tymkowicz, Todd Huju, Dakin Schultz; Bridge—Jimmy Ellis; Methods—Elijah Gansen; PreDesign—Kevin Patel, John Bartholomew, Yuejia Gu

July 18, 2022
Participants: District 3—Shane Tymkowicz, Dakin Schultz; Bridge—Jimmy Ellis; PreDesign—Kevin Patel, John Bartholomew, Yuejia Gu

August 1, 2022
Participants: Design—Kent Nicholson; PreDesign—Kevin Patel, John Bartholomew, Yuejia Gu

November 8, 2022
Participants: District 3—Jessica Felix, Shane Tymkowicz; Bridge—Jimmy Ellis, Linda Su; PreDesign—Kevin Patel, John Bartholomew, Yuejia Gu

PROJECT DESCRIPTION:
The alternatives considered were:

1. Replace IA 175 bridge over I-29 with additional pedestrian trail and reconstruct interchange as tight diamond with standard ramp terminals **(Estimated Cost $15,023,600)**
2. Replace IA 175 bridge over I-29 with additional pedestrian trail and reconstruct interchange with roundabout ramp terminals using tight diamond configuration **(Estimated Cost $16,625,800)**

The district intends to conduct an Intersection Control Evaluation (ICE) and receive community feedback before finalizing an alternative. At the time of this concept, no alternative has been selected.

PROJECT DATA:
ROUTE: IA 175
From: SB I-29/IA 175 interchange to Filbert Ave west of Onawa
LENGTH: 0.5 miles
PLANNING CLASSIFICATION: Access Route
MAINTENANCE SERVICE LEVEL: C
TRAFFIC: 2026—6100 ADT with 14% trucks
2046—7500 ADT with 14% trucks
PRESENT PAVEMENT SURFACE: PCC
PRESENT PAVEMENT WIDTH: 24’
PRESENT SHOULDER WIDTH: 10’
TYPE: Earth shoulder fill

ROUTE: I-29/IA 175 interchange
LENGTH: 0.9 miles
PLANNING CLASSIFICATION: Interstates
MAINTENANCE SERVICE LEVEL: A
TRAFFIC: 2026—3000 ADT with 16% trucks
2046—3700 ADT with 17% trucks
PRESENT PAVEMENT SURFACE: PCC
PRESENT PAVEMENT WIDTH: 16’
PRESENT SHOULDER WIDTH: 4’ inside 6’ outside
TYPE: Paved

MP to MP	Dir.	Type	Avg. Str. No.	80% Str. No.	Jt. Str. No.	PCI	IRI	K Value
5.21-5.93	1	1-PCC	5.3	4.88	89	59	151.46	152
5.93-6.57	1	1-PCC	4.85	4.42	87	36	209.06	142

PAVEMENT HISTORY:

IA 175
FROM: MP 4.66 – MP 5.41
ORIGINAL PAVEMENT: 24’ wide, 10” PCC
10’ earth shoulder fill
3:1 foreslopes
COARSE AGGREGATE SOURCE: Gilmore City

TYPE: Crushed Limestone
YEAR CONSTRUCTED: 1961

FROM: MP 5.41 – MP 6.01
ORIGINAL PAVEMENT: 24’ wide, 10” PCC
10’ granular shoulder
COARSE AGGREGATE SOURCE: Hawarden
TYPE: Gravel
YEAR CONSTRUCTED: 1965

IA 175/I-29 ramps
ORIGINAL PAVEMENT: 16’ wide, 8” PCC
4’ paved inside shoulder, 6’ paved outside shoulder
YEAR CONSTRUCTED: 1965-67

EXISTING CONDITIONS AND CAUSES OF DISTRESS:

The existing pavement is 10” PCC over a 4" granular subbase, originally constructed in 1961. The coarse aggregate is a class 3I Alden limestone.

Overall the pavement is in fair condition. The city of Onawa is planning to convert the section east of the project area into a 3-lane with center turn lane. Following the Onawa Multi-Modal Transportation Strategy, a trail is planned to connect the city to the nearby Lewis and Clark State Park.

There is one bridge located within the project limits.

IA 175 bridge over I-29 (Maint. No. 6705.5S175, FHWA 36830)

The existing structure is a 248’ x 30’ continuous steel I-beam bridge that was built in 1959. It is located at Sta 1746+21.65 with Design Number 4458 and a vertical clearance of 14’8”.

Overlays were added in 1968 and 2002, and the current structure has reached the end of its service life. The deck has large areas of delamination on top with corresponding damp areas on the bottom, spalls with exposed steel, and leaching cracks. Due to low clearance, the superstructure has been hit several times resulting in beam repairs, deflected flanges, and fatigue cracking. The substructure has hollows, leaching cracks, and spalling. Due to the overall condition of the bridge, a replacement is recommended.


Figure 1: IA 175 facing east, 2014


Figure 3: IA 175 facing west, 2014


Figure 2: Left profile facing east, 2014


Figure 4: Right profile west-east, 2014

SAFETY CONSIDERATION:

Crash History
During the five-year study period from January 1, 2017 through December 31, 2021, there were 20 crashes including 8 personal injury crashes, and 12 personal property crashes. The crash rate is 235/HMVM which is higher than the statewide rural 5-year average of 87/HMVM.

FEASIBLE ALTERNATIVES

Alternative 1: Replace bridge over I-29 and reconstruct diamond interchange with standard ramp terminals

This project is on the east- and westbound lanes of IA 175 and the I-29 interchange ramps west of Onawa (MP 5.50 to MP 6.00), a distance of approximately 0.5 miles. IA 175 is a 2-lane highway with 24’ wide pavement and 10’ shoulders.

The existing mainline pavement (24’) and shoulders (10’) will be removed. The new

roadway typical section will consist of 24’ wide, 9.5” thick PCC pavement with 12” modified subbase and 100% subdrain coverage. Paved 10’ shoulders will be constructed on both sides with milled rumble strips. The existing bridge approaches will be removed and replaced. New longitudinal subdrains and outlets will be installed. Due to the location of the new bridge, the horizonal alignment of IA 175 will be shifted north of the existing roadway. This will require approximately 3824’ of pavement reconstruction. In order for the new bridge to meet vertical clearance requirements over I-29, the new roadway on IA 175 will be raised 6’.

A new 10’ wide shared use trail will be constructed adjacent to the westbound lane. The trail will consist of 6” PCC. Barrier rail will be constructed between the trail and roadway and safety rail between the trail and bridge edge.

The existing bridge will be removed and replaced with a 270’ x 44’ PPCB bridge (width not including trail) with BTE beams 60’ north of the existing bridge location. The northbound and southbound outside pier protection will be updated, along with the median cable guardrail for the median piers. The guardrail on all corners of the overhead bridge will also be updated. This new bridge will include the 10’ trail on the north side. There will be approximately 20’ of vertical clearance from the I-29 roadway below to the low beam of the new bridge.

It is recommended that traditional construction be utilized for the new bridge based on the calculated ABC rating score of 12. The bridge cost estimate and analysis is attached to this concept along with the bridge bureau attachment document.

The existing ramps at the I-29/IA 175 interchange will be removed and replaced. This includes the 4’ inside shoulder, 16’ wide ramp and the 6’ outside shoulder. The new ramp typical sections will match the existing ramp typicals with the same pavement type and thickness as IA 175. The new interchange configuration will be constructed as shown below.



Figure 5: Updated configuration for I-29/IA 175 interchange ramps

During construction, it will be necessary to keep access to IA 175 and I-29 open. Traffic on the current IA 175 pavement and interchange ramps will be maintained while the new bridge and pavement are under construction.

Right of way is required.

ESTIMATED COST

Roadway Items	Estimated Cost
PCC Pavement (QM-C) Class 3, 9.5”	$2,188,800
Recreational Trail PCC Pavement, 6"	$239,500
Modified Subbase	$264,600
Paved Shoulder, PCC 7”	$695,100
Rumble Strip Panels	$3,100
Bridge Approaches, BR-201	$221,500
Special backfill	$365,000
Embankment in Place, Contractor Furnish	$2,452,500
Erosion Control	$120,300
Removal of Pavement	$248,900
Excavation, Class 13 Waste	$1,618,100
Compaction w/Moisture Control	$193,800
Longitudinal Subdrains	$54,100
Subdrain Outlets	$3,500

Guardrail (Includes Removal)	$28,900
Right of Way	$23,000
Traffic Control (2.5%)	$300,700
Mobilization (5%)	$601,400
M & C (20%)	$2,405,600
Roadway Total	$12,028,400

Bridge Items	Estimated Cost
Bridge Removal	$84,500
New Bridge	2,141,600
Asbestos Removal	7,800
Revetment	37,000
Mobilization (10%)	226,400
M & C (20%)	497,900
Bridge Total	$2,995,200

Total Alternative No. 1 **$15,023,600**

Alternative 2: Replace bridge over I-29 and reconstruct interchange with roundabout ramp terminals

This project is on the west- and eastbound lanes of IA 175 and the I-29 interchange ramps west of Onawa (MP 5.50 to MP 6.00), a distance of approximately 0.5 miles. IA 175 is a 2-lane highway with 24’ wide pavement and 10’ shoulders.

The existing mainline pavement and shoulders will be removed. The new roadway typical section will be constructed as described in Alternative 1 on a new horizontal alignment. This will require approximately 3824’ of reconstruction on IA 175.

The existing bridge will be removed and replaced as described in Alternative 1, with the same staging procedure.

The existing ramps at the I-29/IA 175 ramps will be removed and replaced. The new interchange configuration with roundabout terminals will be constructed as shown below.



Figure 6: Reconstructed interchange option with tight alignment and roundabouts

ESTIMATED COST

Roadway Items	Estimated Cost
PCC Pavement (QM-C), 9.5”	$2,305,800
Recreational Trail PCC Pavement, 6"	$239,500
Embankment in Place, contractor furnished	$2,665,000
Special backfill	$295,400
Modified Subbase	$352,600
Paved Shoulder, PCC 7 “	$695,100
Pavement Removal	$248,900
Roundabout Terminals	$1,000,000
Excavation, Class 13 Waste	$1,618,100
Longitudinal Subdrains	$54,100
Subdrain Outlets	$3,500
Guardrail (Includes Removal)	$14,900
Bridge Approaches	$221,500
Rumble Strip Panels	$3,100
Compaction w/Moisture Control	$209,600
Erosion Control	$126,300
Traffic Control	$80,900
Right of Way	$23,000
Temporary Traffic Control (2.5%)	$315,800

Mobilization (5%)	$631,500
M & C (20%)	$2,526,000
Roadway Total	$13,630,600

Bridge Items	Estimated Cost
Bridge Removal	$84,500
New Bridge	2,141,600
Asbestos Removal	7,800
Revetment	37,000
Mobilization (10%)	226,400
M & C (20%)	497,900
Bridge Total	$2,995,200

Total Alternative No. 2 **$16,625,800**

STAGING ANALYSIS

This project will take place shortly after the completion of a 3-lane section east of Filbert Ave by the city of Onawa.

IA 175 will remain open and traffic will be maintained on the existing bridge while the new bridge is under construction. Traffic on the I-29 ramps will be maintained while new ramps are under construction. This will minimize the closure period of the current ramps during transition of traffic and removal of the old ramps.

RECOMMENDATIONS

It is recommended that the alternative selection be dependent on results of the future ICE and feedback from the community of Onawa. No alternative has been selected at the time of this concept.

SPECIAL CONSIDERATIONS

The Office of Location and Environment has not yet reviewed this project to determine potential impacts to wetlands or other protected waters. Comments will be included in the final concept statement.

Additional survey will be needed east and west of the interchange.

This project will include an Interchange Operations Report (IOR), to be completed at a later date.

The utilities contact information is attached to this concept.

Asbestos has been identified in the tar sealant on the joints of the concrete slope protection pads. Approximately 132 ft^2 of this tar sealant contains asbestos and will need to be removed.

ADA Accommodations

A shared use path will be constructed adjacent to the roadway on IA 175. This path must be ADA compliant.

FUNDS PROGRAMMED:

This proposed 4R project is listed in the 2023-2027 program with $12,000,000 programmed for grade and pave, $5,520,000 for bridge replacement, $239,000 for traffic signs, and $86,000 for lighting in 2026. There is $23,000 programmed for right of way in 2025. It has been identified by the District 3 office for construction in FY 2026. A schedule of events for plan development will be determined following approval of the Project Concept.

JEB: YG
cc:

STA 1744+00.00
FHWA 36830
MAINT. 6705.5S175
DESIGN 4458

MONONA COUNTY

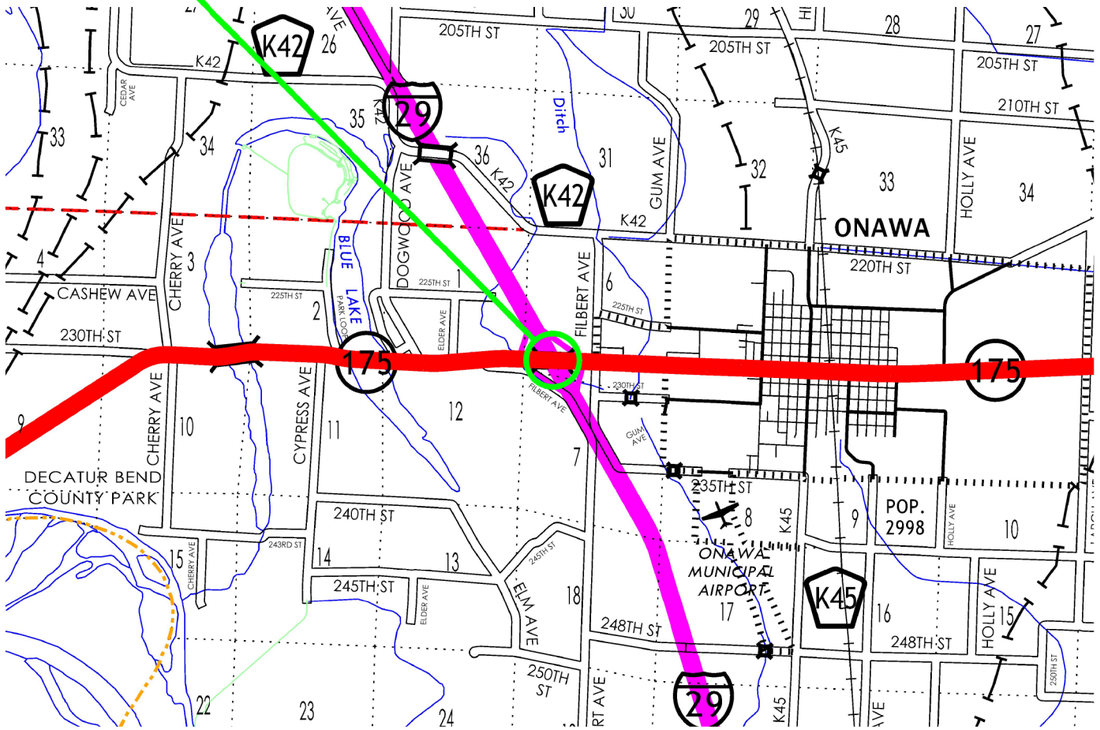

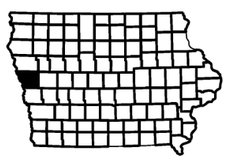

I-29/IA 175 INTERCHANGE NEAR ONAWA
STP-175-1(95)--2C-67
PIN: 21-67-175-020

67

FILE NO.	ENGLISH	DESIGN TEAM Iowa DOT/HR Green	MONONA COUNTY	PROJECT NUMBER STP-175-1(95)--2C-67	SHEET NUMBER A.9

4:59:29 PM 8/10/2023 rtyrrel \\hrgreen.com\HRG\Data\2020\200200.15\CAD\Design\CADD_Files\Sheet_Files\SHT_6717502021_A01.dgn

Brad Fleming
Principal Engineer
Black Hills Energy *(Gas Distribution)*
1102 E. First St.
Papillian, NE 68046-7641
(402) 221-2714 Cell: (402) 660-0812
brad.fleming@blackhillscorp.com

Brad Fleming
Principal Engineer
Black Hills Energy *(Gas Transmission)*
1102 E. First St.
Papillian, NE 68046-7641
(402) 221-2714 Cell: (402) 660-0812
brad.fleming@blackhillscorp.com

Jason Dale
TEA - Office Of Traffic Operations
Iowa Department of Transportation *(Fiber Transmission)*
800 Lincoln Way
Ames, IA 50010
(515) 239-1995
Jason.Dale@iowadot.us

Jason Dale
TEA - Office Of Traffic Operations
Iowa Department of Transportation *(Electric Distribution)*
800 Lincoln Way
Ames, IA 50010
(515) 239-1995
Jason.Dale@iowadot.us

Jason Dale
TEA - Office Of Traffic Operations
Iowa Department of Transportation *(Fiber Distribution)*
800 Lincoln Way
Ames, IA 50010
(515) 239-1995
Jason.Dale@iowadot.us

Tom Connors
Construction Manager
Long Lines Ltd. *(Telephone)*
501 4th Street
Sergeant Bluff, IA 51054
(712) 271-5526 Cell: (712) 333-5526
tom.connors@longlines.biz

Tom Connors
Construction Manager
Long Lines Ltd. *(Fiber Distribution)*
501 4th Street
Sergeant Bluff, IA 51054
(712) 271-5526 Cell: (712) 333-5526
tom.connors@longlines.biz

Tom Connors
Construction Manager
Long Lines Ltd. *(Cable TV)*
501 4th Street
Sergeant Bluff, IA 51054
(712) 271-5526 Cell: (712) 333-5526
tom.connors@longlines.biz

Steve Parker
Manager of Engineering & Construction
Lumen Centurylink *(Fiber Transmission)*
2103 E. University Ave.
Des Moines, IA 50317
(515) 265-0968 Cell: (507) 358-1978
Steven.Parker4@lumen.com

Steve Parker
Manager of Engineering & Construction
Lumen Centurylink *(Fiber Distribution)*
2103 E. University Ave.
Des Moines, IA 50317
(515) 265-0968 Cell: (507) 358-1978
Steven.Parker4@lumen.com

Steve Parker
Manager of Engineering & Construction
Lumen Centurylink *(Telephone)*
2103 E. University Ave.
Des Moines, IA 50317
(515) 265-0968 Cell: (507) 358-1978
Steven.Parker4@lumen.com

Cory Schmuki
Engineering Manager
Midwest Fiber Networks *(Fiber Distribution)*
6070 North Flint Road
Glendale, WI 53209
(414) 459-3561 Cell: (414) 349-2764
cschmuki@midwestfibernetworks.com

Cory Schmuki
Engineering Manager
Midwest Fiber Networks *(Fiber Transmission)*
6070 North Flint Road
Glendale, WI 53209
(414) 459-3561 Cell: (414) 349-2764
cschmuki@midwestfibernetworks.com

John Casady
Public Works Director/Utilities
ONAWA *(Electric Distribution)*
914 Diamond Street
Onawa, IA 51040
(712) 433-1511 Cell: (712) 420-0941
jcasady@onawa.com

Utility Company Contacts

Monona County, STPN-175-1(100)--2J-67(ROW), STP-175-1(95)--2C-67 (Grade and Pave)

John Casady
Public Works Director/Utilities
ONAWA *(Sanitary Sewer)*
914 Diamond Street
Onawa, IA 51040
(712) 433-1511 Cell: (712) 420-0941
jcasady@onawa.com

John Casady
Public Works Director/Utilities
ONAWA *(Water)*
914 Diamond Street
Onawa, IA 51040
(712) 433-1511 Cell: (712) 420-0941
jcasady@onawa.com

Jeremy Kreger
Staking Technician
WIPCO - Western Iowa Power Cooperative *(Electric Transmission)*
809 Highway 39 North, P.O. Box 428
Denison, IA 51442
(712) 263-2943 Cell: (712) 420-1126
jeremy.kreger@wipco.com

Jeremy Kreger
Staking Technician
WIPCO - Western Iowa Power Cooperative *(Electric Distribution)*
809 Highway 39 North, P.O. Box 428
Denison, IA 51442
(712) 263-2943 Cell: (712) 420-1126
jeremy.kreger@wipco.com

Utility Company Contacts

Roadway	**I-29**			
PIN Number	21-67-175-020		**Submittal Date**	08/28/23
Project Number	STP-175-1(95)--2C-67			**Approval Date**
District	District 3	**Assistant District Engineer**	Shane Tymkowicz	
County	MONONA	**or**		
Route	I-29	**Office Director**		
Location	I-29/IA 175 Interchange near Onawa			
Work Type	PCC Pavement - Grade and Replace			
Segment Manager	Shane Tymkowicz			
Designer	Consultant - HR Green			

Design Manual Section 1C-1
Last Updated: 04-29-19

Rural Interstates (Rural Freeways)

Design Element		Preferred	Acceptable	Project Values
Design speed (mph)		75	70	75
Maximum superelevation rate (%) (Refer to Section 2A-2)		6	8	6
Design lane width (ft)		12	12	12
Full depth paved width (ft)	Outside lane	12'	12	12
	Inside lane(s)	12	12	12
Auxiliary-lane width (ft)		12	12	12
Pavement cross-slope (on tangent sections)	Through lanes	2%, However, when adjacent lanes slope in the same direction, increase slope by 0.5% per lane up to 3%	1.5% minimum, 3% maximum	2%
	Auxiliary lanes	3%	3% maximum	3%
	Crown break at centerline	4%	4% maximum	4%
Shoulder cross-slope (on tangent sections)	Interstates	4%	6% max, but not less than the cross slope of the adjacent lane	4%
	Freeways	4%	6% max, but not less than the cross slope of the adjacent lane	-
Curb type (Refer to Section 3C-2)	Interstates	4-inch sloped	4-inch sloped	4-inch sloped
	Freeways	4-inch sloped	4-inch sloped	-
Foreslope (For fill areas greater than 40 ft, contact the Soils Design Section for assistance)	Adjacent to shoulder	10:1 for 4' then 6:1	4:1 for Interstates, 3:1 for Freeways*	10:1 for 4' then 6:1
	Beyond standard ditch depth and design clear zone	3.5:1	3:1	3.5:1
	Curbed roadways	2%	4:1 for Interstates, 3:1 for Freeways*	2%
Backslope (For cut areas greater than 25 feet, contact the Soils Design Section for assistance with backslope benches.)		3:1	2.5:1	3:1
Transverse Slopes	w/ drainage structures	8:1	6:1	8:1
	w/o drainage structures	10:1	6:1	6:1
Ditches (Refer to Section 3G-1)	Outside ditch (depth x width) (ft)	5 x 10	--	5 x 10
	Median ditch depth (ft)	4	2	4
Median width (ft) (Refer to Section 3E-1)	Interstates	82	36	50
	Freeways	64	50	-
Bridge width—new***	Bridge length ≤ 200 ft	design lane widths + effective shoulder widths	design lane widths + effective shoulder widths	design lane widths + effective shoulder widths
	Bridge length > 200 ft	design lane widths + effective shoulder widths	design lane width + 4' right and left of the design lane widths	
Bridge width—existing***	Bridge length ≤ 200 ft	design lane widths + no less than 10' right and 3.5' left	design lane widths + 10' right shoulder and 3.5' left shoulder	-
	Bridge length > 200 ft	design lane widths + no less than 3.5' right and left	design lane widths + 3.5' right and left of the design lane widths	-
Vertical clearance (ft) (above lanes, shoulders and 25 feet left and right of the center of railroad tracks)	Over primary	16.5	16	16.5
	Over non-primary	16.5 at interchange locations, 15 ft at all other locations	14	-
	Over railroad	23.3	23.3	-
	Sign trusses and pedestrian crossings	17.5	17	-
Structural Capacity		Contact Office of Bridges and Structures	Contact Office of Bridges and Structures	
Level of Service	Freeway segments	B	B	B
	Auxiliary facilities	B	B**	B

*Design Exception not required for Freeways
**LOS C may be acceptable in spot locations with FHWA approval
***FHWA notification via email is required if acceptable criteria is not met on the Interstate or NHS systems (No formal design exception required)

Directional Design Hourly Volume (DDHV) for Trucks =

Design Manual Section 1C-1
Last Updated: 04-29-19

Effective Shoulder Width and Type for Interstates (Freeways)

Auxiliary Lanes	Preferred (values shown in feet)		Acceptable (values shown in feet)		Project Values
	Effective Shoulder Width	Paved Width	Effective Shoulder Width	Paved Width	
	6	6	6	6	6

4-Lane Sections

Design Year Traffic	Outside		Median Side		Outside		Median Side		Project Values
	Effective Shoulder Width	Paved Width	Effective Shoulder Width	Paved Width	Effective Shoulder Width	Paved Width	Effective Shoulder Width	Paved Width	
Less than or equal to 250 DDHV	10	10	6	6	10	10	4	4	-
Greater than 250 DDHV	12	12	6	6	12	12	4	4	12

Sections with 6 or more lanes

Design Year Traffic	Outside		Median Side		Outside		Median Side		Project Values
	Effective Shoulder Width	Paved Width	Effective Shoulder Width	Paved Width	Effective Shoulder Width	Paved Width	Effective Shoulder Width	Paved Width	
Less than or equal to 250 DDHV	10	10	10	10	10	10	10	10	-
Greater than 250 DDHV	12	12	12	12	12	12	12	12	-

Curbs should be located beyond the outer edge of the paved shoulder

Notes:

Roadway Design Speed (mph) = 75

Design Manual Section 1C-1
Last Updated: 04-29-19

Design Criteria for High Speed Roadways

Design Element			Preferred Criteria, Design Speed, mph						Acceptable Criteria, Design Speed, mph						Project Values
			50	55	60	65	70	75	50	55	60	65	70	75	
Stopping sight distance (ft) (Refer to Section 6D-1)			425	495	570	645	730	820	425	495	570	645	730	820	820
Minimum horizontal curve radius (ft) (Refer to Sections 2A-2 and 2A-3)	Method 5 superelevation and side friction distribution	e_{max} = 6%	833	1060	1330	1660	2040	2500	833	1060	1330	1660	2040	2500	6%
		e_{max} = 8%	--	--	--	--	--	--	758	960	1200	1480	1810	2210	
Minimum vertical curve length (ft) (Refer to Section 2B-1)			150	165	180	195	210	225	150	165	180	195	210	225	225
Minimum rate of vertical curvature (K) (Refer to Section 2B-1)	crest vertical curves		84	114	151	193	247	312	84	114	151	193	247	312	312
	sag vertical curves	roadways without fixed-source lighting	96	115	136	157	181	206	96	115	136	157	181	206	206
		roadways with fixed-source lighting	96	115	136	157	181	206	54	66	78	91	106	121	206
Minimum gradient (%)	(Refer to Section 2B-1)		0.5						0.3% with a curb, 0.0% without a curb						0%
Maximum gradient (%)	(Refer to Section 2B-1)	Urban roadways	4			3			7	6	6	--	--	--	-
		Rural roadways							5	5	4	4	4	4	-
		Interstates							5	5	4	4	4	4	3%
Clear zone			See "Preferred Clear Zone" table in Section 8A-2						See "Acceptable Clear Zone" table in Section 8A-2						

DESIGN CRITERIA
I-29

Roadway	**IA 175**			
PIN Number	21-67-175-020		**Submittal Date**	08/28/23
Project Number	STP-175-1(95)--2C-67			**Approval Date**
District	District 3	**Assistant District Engineer**	Shane Tymkowicz	
County	MONONA		**or**	
Route	IA 175	**Office Director**		
Location	I-29/IA 175 Interchange near Onawa			
Work Type	PCC Pavement - Grade and Replace			
Segment Manager	Shane Tymkowicz			
Designer	Consultant - HR Green			

Design Manual Section 1C-1
Last Updated: 04-29-19

Rural Two-Lane Highways (Rural Arterials)

Design Element		Preferred	Acceptable	Project Values
Design speed (mph)		60	50	60
Maximum superelevation rate (Refer to Section 2A-2)		6%	8%	6%
Design lane width (ft)		12	12	12
Full depth paved width (ft)		12	12	12
Right turn lane (ft)		12	10	12
Climbing Lane (ft)		12	12	-
Left turn lane (ft)		12	10	14
Pavement cross-slope (on tangent sections)	Through lanes	2%	1.5% minimum, 2% maximum	2%
	Auxiliary and turn lanes	3%	3% maximum	3%
	Crown break at centerline	4%	4% maximum	4%
Shoulder cross-slope (on tangent sections)		4%	Shoulder cross-slope cannot be less than the adjacent lane, 6% max for paved or granular shoulders, 8% max for earth shoulders	3%
Curb type (Refer to Section 3C-2)	Design speed = 50 or 55 mph	6-inch sloped	6-inch standard	
	Design speed ≥ 60 mph	4-inch sloped	6-inch sloped	4-inch sloped
Foreslope (For fill areas greater than 40 ft, contact the Soils Design Section for assistance)	Adjacent to shoulder	10:1 for 4' then 6:1	3:1	10:1 for 4' then 6:1
	Beyond standard ditch depth and design clear zone	3.5:1	3:1	3.5:1
	Curbed roadways	2%	not steeper than 3:1	1.5%
Backslope (For cut areas greater than 25 feet, contact the Soils Design Section for assistance with backslope benches.)		3:1	2.5:1	3:1
Transverse Slopes	w/ drainage structures	8:1	6:1	8:1
	w/o drainage structures	10:1	6:1	10:1
Ditches (Refer to Section 3G-1)	Outside ditch (depth x width) (ft)	5 x 10	--	5 x 10
Bridge width—new*	Bridge length ≤ 200 ft	design lane widths + effective shoulder widths	design lane widths + effective shoulder widths	design lane widths + effective shoulder widths
	Bridge length > 200 ft	design lane widths + effective shoulder widths	design lane width + 4' right and left of the design lane widths	
Bridge width—existing*		design lane widths + no less than 2 ft left and right	design lane widths + 2 ft. offset left and right	-
Vertical clearance (ft) (above lanes, shoulders and 25 feet left and right of the center of railroad tracks)	Over primary	16.5	16	16.5
	Over non-primary	16.5 at interchange locations, 15 at all other locations	14	-
	Over railroad	23.3	23.3	-
	Sign trusses and pedestrian bridges	17.5	17	17.5
Structural Capacity		Contact Office of Bridges and Structures	Contact Office of Bridges and Structures	
Level of Service		B	B	B

*FHWA notification via email is required if acceptable critera is not met on the NHS system (No formal design exeption is required)

Design year ADT =	**7500**	

Design Manual Section 1C-1
Last Updated: 04-29-19

Effective Shoulder Width and Type for Two-Lane Highways

Preferred (values shown in feet)	Rural Roadways	Urban Roadways
Turn lanes with shoulders	6	6
Turn lanes with curbs	6	See Section 3C-2
	Effective Shoulder Width	Paved Width
Climbing Lanes	6	4
Two-Lane Highways	Effective Shoulder Width	Paved Width
Routes where bicycles are to be accommodated	10	10
On roadways approaching urban areas (due to increased bike traffic)	10	10
On all curves with a superelevation rate of 7.0% or greater	10	10
On roadways with design year ADT > 5000	10	6
On all other NHS	10	6
On non-NHS routes with design year ADT > 3000	10	6
On non-NHS routes with design year ADT < 3000	8	0*

Acceptable (values shown in feet)	Rural Roadways	Urban Roadways	Project Values
Turn lanes with shoulders	6	0	6
Turn lanes with curbs	6	0	6
	Effective Shoulder Width	Paved Width	
Climbing Lanes	4	0	-
Two-Lane Highways	Effective Shoulder Width	Paved Width	
Design year ADT > 2000 vpd	8	0*	10
Design year ADT between 400 - 2000 vpd	6	0*	
Design year ADT < 400 vpd	4	0*	

*Requires safety edge-Refer to Section 3C-6
Curbs should be located beyond the outer edge of the effective shoulder width in rural areas
Refer to Section 3C-2 for curb offsets in urban areas

Notes:

Roadway Design Speed (mph) =	**60**	

Design Manual Section 1C-1
Last Updated: 04-29-19

Design Criteria for High Speed Roadways

Design Element			Preferred Criteria Design Speed, mph 50	55	60	65	70	75	Acceptable Criteria Design Speed, mph 50	55	60	65	70	75	Project Values
Stopping sight distance (ft) (Refer to Section 6D-1)			425	495	570	645	730	820	425	495	570	645	730	820	570
Minimum horizontal curve radius (ft) (Refer to Sections 2A-2 and 2A-3)	Method 5 superelevation and side friction distribution	e_{max} = 6%	833	1060	1330	1660	2040	2500	833	1060	1330	1660	2040	2500	1330
		e_{max} = 8%	--	--	--	--	--	--	758	960	1200	1480	1810	2210	-
Minimum vertical curve length (ft) (Refer to Section 2B-1)			150	165	180	195	210	225	150	165	180	195	210	225	180
Minimum rate of vertical curvature (K) (Refer to Section 2B-1)	crest vertical curves		84	114	151	193	247	312	84	114	151	193	247	312	151
	sag vertical curves	roadways without fixed-source lighting	96	115	136	157	181	206	96	115	136	157	181	206	136
		roadways with fixed-source lighting	96	115	136	157	181	206	54	66	78	91	106	121	136
Minimum gradient (%)	(Refer to Section 2B-1)		0.5						0.3% with a curb, 0.0% without a curb						0.0%
Maximum gradient (%)	(Refer to Section 2B-1)	Urban roadways	4			3			7	6	6	–	–	–	-
		Rural roadways							5	5	4	4	4	4	3%
		Interstates							5	5	4	4	4	4	-
Clear zone			See "Preferred Clear Zone" table in Section 8A-2						See "Acceptable Clear Zone" table in Section 8A-2						32

DESIGN CRITERIA
IA 175

Roadway	**IA 175 Ramps**		
PIN Number	21-67-175-020	**Submittal Date**	08/28/23
Project Number	STP-175-1(95)--2C-67		**Approval Date**
District	District 3	**Assistant District Engineer**	Shane Tymkowicz
County	MONONA	**or**	
Route	I-29	**Office Director**	
Location	I-29/IA 175 Interchange near Onawa		
Work Type	PCC Pavement - Grade and Replace		
Segment Manager	Shane Tymkowicz		
Designer	Consultant - HR Green		

Design Manual Section 1C-1
Last Updated: 04-29-19

Ramps

Design Element		Preferred Values	Acceptable Values	Project Values
Design speed (mph)		See Design Speed for Ramps Table Below	See Design Speed for Ramps Table Below	60,40
Design lane width (ft)				
Turn-lane width (ft)	Interstate ramps	12	12	12
	Non-Interstate ramps	12	10	-
Pavement cross-slope (on tangent sections)		2%	1.5% minimum, 2% maximum	2%
Shoulder cross-slope (on tangent sections)		4%	Shoulder cross-slope cannot be less than the adjacent lane, 6% max for paved or granular shoulders, 8% max for earth shoulders	4%
Foreslope (For fill areas greater than 40 ft, contact the Soils Design Section for assistance)	Adjacent to shoulder	10:1 for 4' then 6:1	4:1 for interstates*, 3:1 for other roadways	10:1 for 4' then 6:1
	Beyond standard ditch depth and design clear zone	3.5:1	3:1	3.5:1
	Curbed roadways	2%	not steeper than 3:1	2%
Bridge width—new**		design lane widths + effective shoulder widths	design lane widths + effective shoulder widths	-
Bridge width—existing**		design lane widths + effective shoulder widths	design lane widths + effective shoulder widths	-
Vertical clearance (ft) (above lanes, shoulders and 25 feet left and right of the center of railroad tracks)	Over primary	16.5	16	-
	over non-primary	16.5 at interchange locations, 15 at all other locations	14	-
	over railroad	23.3	23.3	-
	sign truss and pedestrian bridges	17.5	17	17.5
Structural Capacity		Contact Office of Bridges and Structures	Contact Office of Bridges and Structures	-

*Design Exception required for ramps on the Interstate system only
**FHWA notification via email is required if acceptable cirteria is not met on the Interstate or NHS systems (No formal design exception required)

Design Manual Section 1C-1
Last Updated: 04-29-19

Effective Shoulder Width and Type for Ramps

Design Element		Ramp Type: Preferred – Diagonal – one lane	Preferred – Diagonal – two lane	Preferred – Loop	Preferred – Semi-Directional – one lane	Preferred – Semi-Directional – two lane	Preferred – Directional – one lane	Preferred – Directional – two lane	Acceptable – Diagonal – Radius*> 500 feet* – one lane	Acceptable – Diagonal – Radius*> 500 feet* – two lane	Acceptable – Loop	Acceptable – Semi-Directional – Radius > 500 feet* – one lane	Acceptable – Semi-Directional – Radius > 500 feet* – two lane	Acceptable – Directional – Radius > 500 feet – one lane	Acceptable – Directional – Radius > 500 feet – two lane	Project Values
Full depth paved width (ft)		16	24	18	16	24	16	24	14	22	17	14	22	14	22	16
Design lane width (ft)		16	12	18	16	12	16	12	14	11	17	14	11	14	11	16
Paved shoulder width (ft) (in the direction of travel)**	Left	4	4	4	4	4	4	4	4	4	4	4	4	4	4	4
	Right	6	6	6	6	6	8	8	6	6	6	6	6	8	8	6
***Granular shoulder width (ft) (in the direction of travel)	Left	4	-	-	-	-	-	-	4	-	-	-	-	-	-	-
	Right	6	-	-	-	-	-	-	6	-	-	-	-	-	-	-
Curb type	Interstate	4-inch sloped							4-inch sloped							4"
	Non-Interstate	4-inch sloped							6-inch sloped							-

*For radii less than 500 feet, refer to design widths of pavement for turning roadways in A Policy on Geometric Design of Highways and Streets
**Left and right shoulders widths may be reversed if needed to provide additional sight distance
***Non-Interstate interchanges only

Notes:

Ramp Design Speed (mph) = 60,40

Design Manual Section 1C-1
Last Updated: 04-29-19

Design Criteria for Ramps Based Upon Design Speed

Design Element			Preferred Criteria – Design Speed, mph: 25	30	35	40	45	50	55	60	Acceptable Criteria – Design Speed, mph: 25	30	35	40	45	50	55	60	Project Values
Stopping sight distance (ft) (Refer to Section 6D-1)			155	200	250	305	360	425	495	570	155	200	250	305	360	425	495	570	305,570
Minimum horizontal curve radius (ft) and superelevation rate (Refer to Sections 2A-2 and 2A-3)	Method 2 superelevation and side friction distribution	e = 4% max	See Table 10 in Section 2A-3					–	--	--	–								
	Method 5 superelevation and side friction distribution	e_{max} = 6%	144	231	340	485	643	833	1060	1330	144	231	340	485	643	833	1060	1330	485,1330
		e_{max} = 8%	–	–	--	–	–	–	--	--	134	214	314	444	587	758	960	1200	-
Minimum vertical curve length (ft) (Refer to Section 2B-1)			75	90	105	120	135	150	165	180	75	90	105	120	135	150	165	180	120,180
Minimum Rate of Vertical Curvature (Refer to Section 2B-1)	crest vertical curves		12	19	29	44	61	84	114	151	12	19	29	44	61	84	114	151	44,151
	sag vertical curves	roadways without fixed-source lighting	26	37	49	64	79	96	115	136	26	37	49	64	79	96	115	136	64,136
		roadways with fixed-source lighting	26	37	49	64	79	96	115	136	14	20	27	35	44	54	66	78	64,136
Minimum gradient (%)	(Refer to Section 2B-1)		0.5								0.3% with a curb, 0.0% without a curb								0.5%
Maximum gradient (%) on ramps	(Refer to Sections 2B-1)	Upgrades	4								8	7	6	6	5	5	5	5	4%
		Downgrades									Equal to the maximum upgrade gradient In special cases, may be 2% greater but in no case greater than 8%								4%
Clear zone			See "Preferred Clear Zone" table in Section 8A-2								See "Acceptable Clear Zone" table in Section 8A-2								30

Ramp Design Speed (mph) = 60, 40

Design Manual Section 1C-1
Last Updated: 04-29-19

Design Speed for Ramps

Design Element	Ramp Type: Preferred – All curves near free flow terminals	Preferred – Diagonal – Curves near at-grade terminals	Preferred – Loop	Preferred – Semi-Directional	Preferred – Directional	Acceptable – All curves near free flow terminals	Acceptable – Diagonal – Curves near at-grade terminals	Acceptable – Loop	Acceptable – Semi-Directional	Acceptable – Directional	Project Values
Design speed (mph)	60	40	30	50	60	50	35	25	40	40	60, 40 near AGT
Maximum superelevation rate (Refer to Section 2A-2 for details)	6%	4%	6%			8%					6%

DESIGN CRITERIA
IA 175 RAMPS

FILE NO.	ENGLISH	DESIGN TEAM Iowa DOT/HR Green	MONONA COUNTY	PROJECT NUMBER STP-175-1(95)--2C-67	SHEET NUMBER A.13

4:59:42 PM 8/10/2023 rtyrrel \\hrgreen.com\HRG\Data\2020\200200.15\CAD\Design\CADD_Files\Sheet_Files\SHT_6717502021_A01.dgn

FIELD EXAM NOTES	FIELD EXAM NOTES
1) Need to consider a longitudinal pavement header and placement of tie bar at existing pavement / proposed pavement interface, typically a minimum of 3” of cover for tie bar.	
2) Paved full-depth shoulder consistent with current practice.	
3) Concern with multi-use path crossing, need to discuss path placement along corridor.	
4) No right-of-way acquisition for multi-use-path.	
5) Longest span for BTD is 135’, conservatively using BTE until more soils characteristics are known.	
6) B01 TS&L will include BTE spans.	
7) Potential to reduce vertical clearance once soils characteristics and bridge berm slope requirements are known.	
8) Staged construction of IA 175 RCB should be anticipated.	
9) Need separate Construction Staging discussion with District staff.	
10) Anticipate City concerns if truck traffic does not have direct access at Exit 112.	
11) Anticipate City concerns if truck traffic does not have direct access at Exit 112	
12) K45 is the detour to be used for IA 141, though should avoid, if possible.	
13) K45 is an incident management route and preference is to avoid this route as a detour.	
14) Detour route should be signed to direct motorists to nearest interchange and back.	
15) North of IA 175 existing ROW is narrower than south of IA 175.	
16) New ROW north of IA 175 due to new acceleration and deceleration auxiliary lanes.	
17) Temporary pavement to be modeled, could influence need for ROW.	
18) Assumed QL C and D, need to determine if QL B and A necessary for select utilities.	
19) Notable conflicts with Long Line fiber, Midwest Fiber Network fiber, and Lumen (CenturyLink telephone)	
20) Soils – Need to revisit S02 Finish Date due to timeline of contract, drilling, report, and review cycle.	
21) Need input from Location and Environmental on wetland avoidance and mitigation.	
22) Small Group Field Visit – To be scheduled after further coordination with District.	
23) ITS, Lighting, and Signing work to be discussed.	

FIELD EXAM NOTES	FIELD EXAM NOTES

FIELD EXAM NOTES	FIELD EXAM NOTES

FIELD EXAM NOTES	FIELD EXAM NOTES

FIELD EXAM NOTES	FIELD EXAM NOTES

G_2_Grade_BR
Modified

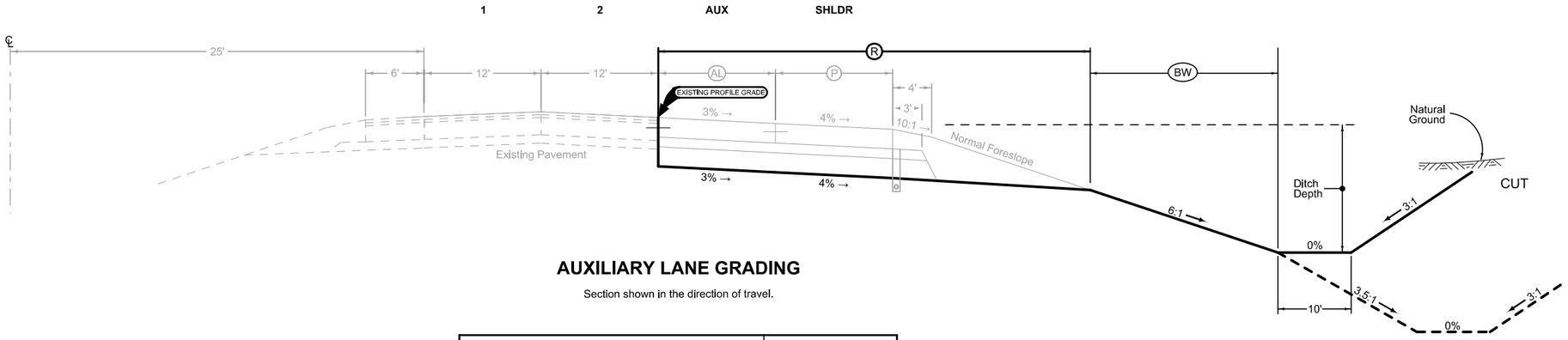

Normal section shown may be modified appropriately in areas of superelevated curves or other locations specifically designated by the Engineer.

See Plan & Profile sheets and cross sections for additional details of ditches and backslopes.

AUXILIARY LANE GRADING

Section shown in the direction of travel.

LOCATION			DIMENSIONS		
ROAD IDENTIFICATION	STATION TO STATION		(R) Feet	(X) Inches	(BW) Feet
I-29 NB	715+30.00	718+30.00	VARIES	34.5	VARIES
I-29 NB	718+30.00	728+30.00	42	34.5	4.4
I-29 NB	728+30.00	732+50.00	42 - 70	34.5	4.4
I-29 NB	757+89.85	761+00.00	66 - 42	34.5	4.4
I-29 NB	761+00.00	771+00.00	42	34.5	4.4
I-29 NB	771+00.00	777+00.00	VARIES	34.5	VARIES
I-29 SB	715+50.00	721+50.00	42	34.5	4.4
I-29 SB	721+50.00	731+50.00	VARIES	34.5	VARIES
I-29 SB	731+50.00	734+60.15	42 - 66	34.5	4.4
I-29 SB	762+25.00	766+45.00	70 - 42	34.5	4.4
I-29 SB	766+45.00	776+45.00	42	34.5	4.4
I-29 SB	776+45.00	779+45.00	42	34.5	4.4

I-29

G_2_Grade_BR
Modified

Normal section shown may be modified appropriately in areas of superelevated curves or other locations specifically designated by the Engineer.

See Plan & Profile sheets and cross sections for additional details of ditches and backslopes.

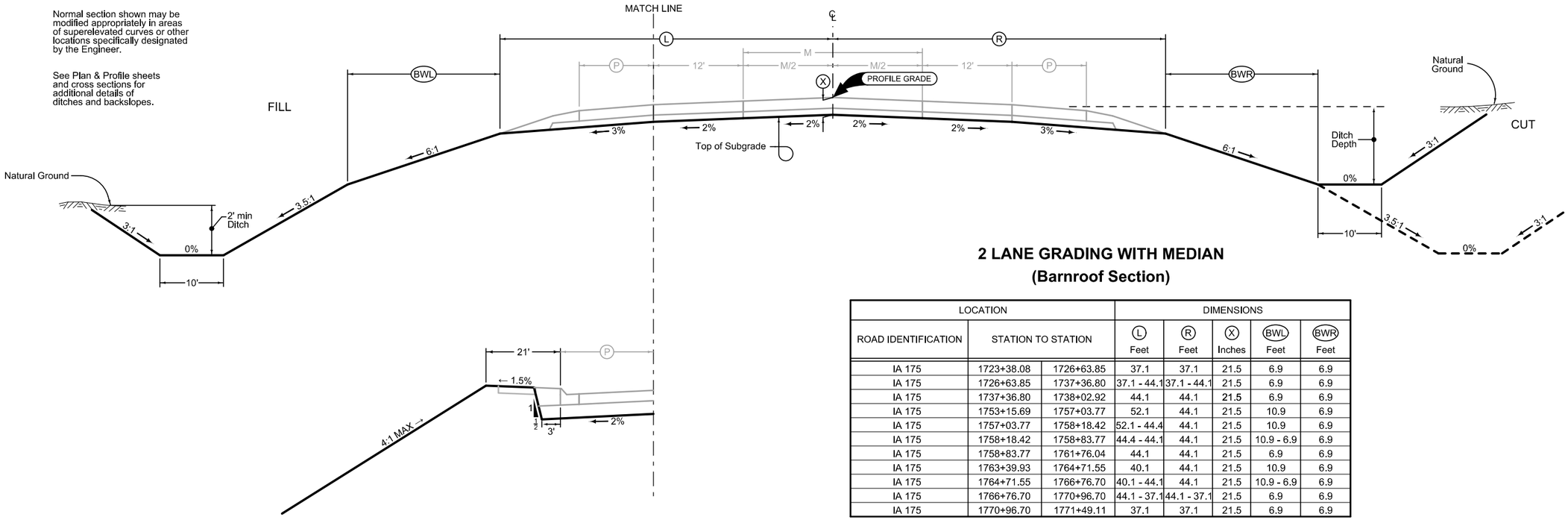

2 LANE GRADING WITH MEDIAN
(Barnroof Section)

LOCATION			DIMENSIONS				
ROAD IDENTIFICATION	STATION TO STATION		(L) Feet	(R) Feet	(X) Inches	(BWL) Feet	(BWR) Feet
IA 175	1723+38.08	1726+63.85	37.1	37.1	21.5	6.9	6.9
IA 175	1726+63.85	1737+36.80	37.1 - 44.1	37.1 - 44.1	21.5	6.9	6.9
IA 175	1737+36.80	1738+02.92	44.1	44.1	21.5	6.9	6.9
IA 175	1753+15.69	1757+03.77	52.1	44.1	21.5	10.9	6.9
IA 175	1757+03.77	1758+18.42	52.1 - 44.4	44.1	21.5	10.9	6.9
IA 175	1758+18.42	1758+83.77	44.4 - 44.1	44.1	21.5	10.9 - 6.9	6.9
IA 175	1758+83.77	1761+76.04	44.1	44.1	21.5	6.9	6.9
IA 175	1763+39.93	1764+71.55	40.1	44.1	21.5	10.9	6.9
IA 175	1764+71.55	1766+76.70	40.1 - 44.1	44.1	21.5	10.9 - 6.9	6.9
IA 175	1766+76.70	1770+96.70	44.1 - 37.1	44.1 - 37.1	21.5	6.9	6.9
IA 175	1770+96.70	1771+49.11	37.1	37.1	21.5	6.9	6.9

CURBED SHOULDER GRADING

LOCATION			DIMENSIONS	
ROAD IDENTIFICATION	STATION TO STATION		(X) Inches	(BWR) Feet
IA 175	1740+75.03	1744+48.22	21.5	6.9
IA 175	1747+24.70	1749+98.75	21.5	6.9

IA 175

FILE NO.	ENGLISH	DESIGN TEAM Iowa DOT/HR Green	MONONA COUNTY	PROJECT NUMBER STP-175-1(95)--2C-67	SHEET NUMBER B.2	

9:34:47 PM 8/10/2023 rtyrrel \\hrgreen.com\HRG\Data\2020\200200.15\CAD\Design\CADD_Files\Sheet_Files\SHT_6717502021_B01.dgn

LOCATION				DIMENSIONS					
INTERCHANGE	RAMP	STATION TO STATION		(L) Feet	(R) Feet	(C) Feet	(X) Inches	(BW_L) Feet	(BW_R) Feet
IA 175	A	1549+34.61	1562+26.06	37.0	14.9	16	22.5	35.2	44.0
IA 175	B	2532+49.07	2544+57.44	37.0	14.9	16	22.5	35.2	44.0
IA 175	C	3534+58.92	3550+79.14	37.0	14.9	16	22.5	35.2	44.0
IA 175	D	4543+72.26	4557+91.09	37.0	14.9	16	22.5	35.2	44.0

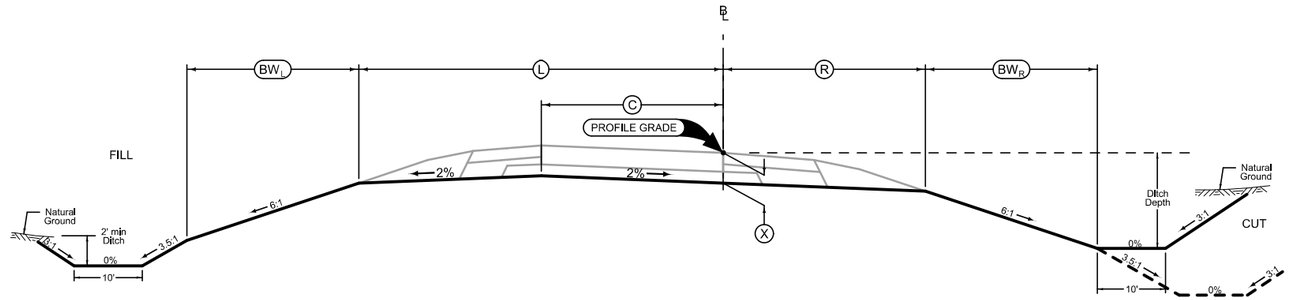

RAMP GRADING

Section view is in direction of traffic.

Normal sections shown may be appropriately modified for areas specifically designated by the Engineer such as intersections or superelevated curves.

G_1R_Grade
04-15-14

IA 175 Ramps

FILE NO.	ENGLISH	DESIGN TEAM Iowa DOT/HR Green	MONONA COUNTY	PROJECT NUMBER STP-175-1(95)--2C-67	SHEET NUMBER B.3	

9:34:48 PM 8/10/2023 rtyrrel \\hrgreen.com\HRG\Data\2020\200200.15\CAD\Design\CADD_Files\Sheet_Files\SHT_6717502021_B01.dgn

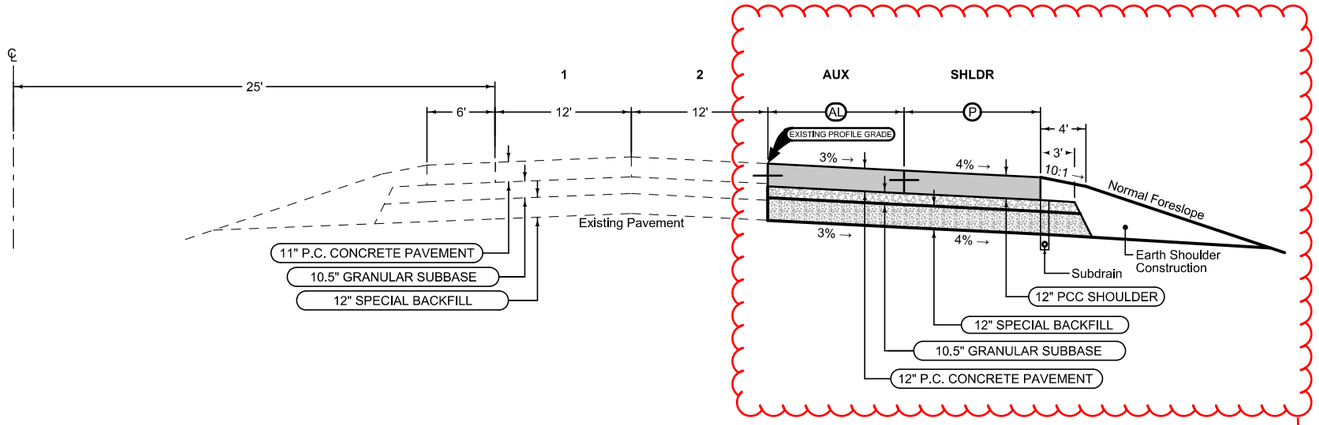

I-29 Northbound

Mainline Jointing:
Longitudinal joint: BT-3
Transverse joints: CD at 17' spacing or as needed to match existing pavement per PV-121.

Modified	
BEGIN STATION	END STATION
715+30.00	732+50.00
744+35.00	747+74.00
757+89.85	777+00.00

need further discussion on pavement structure and longitudinal joint design

Full Depth PCC Shoulder

Shoulder Jointing:
Longitudinal joint: L-2 or KT-2
Transverse joints: CD at 17' spacing or as needed to match existing pavement per PV-121.

				Modified
Direction of Travel	BEGIN STATION	END STATION	(AL) FEET	(P) FEET
NB	715+30.00	716+79.88	0 - 6	12 - 6
NB	716+79.88	718+29.88	6 - 12	6
NB	718+29.88	728+30.00	12	6
NB	728+30.00	732+50.00	12 - 40	6
NB	744+35.00	745+56.42	0	12
NB	745+56.42	747+74.00	0	17
NB	757+89.85	761+00.00	42.3 - 12	6
NB	761+00.00	771+00.00	12	6
NB	771+00.00	774+00.00	12 - 6	6
NB	774+00.00	777+00.00	6 - 0	6 -1 2

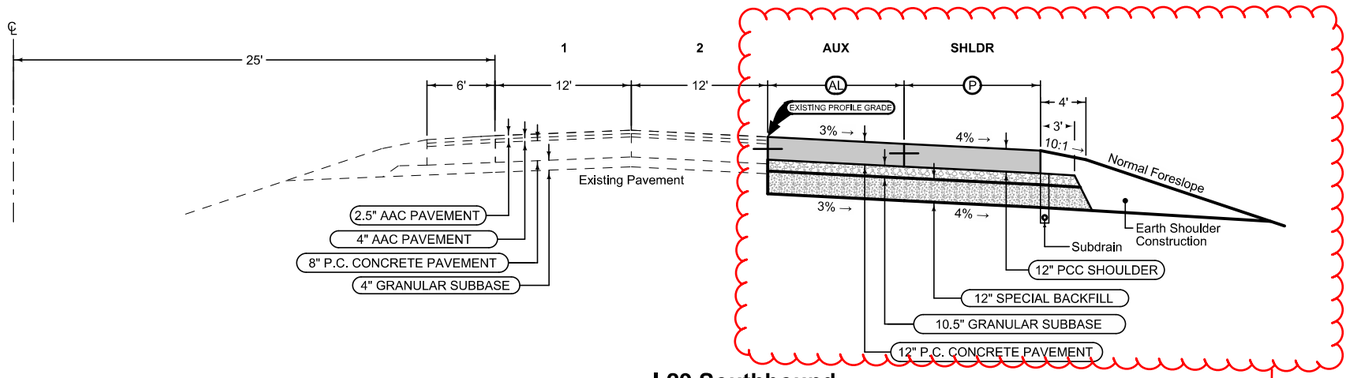

I-29 Southbound

Section shown in the direction of traffic.

Mainline Jointing:
Longitudinal joint: BT-3
Transverse joints: CD at 17' spacing or as needed to match existing pavement per PV-121.

Modified	
BEGIN STATION	END STATION
715+50.00	734+60.15
746+24.00	748+43.00

need further discussion on pavement structure and longitudinal joint design

Full Depth PCC Shoulder

Shoulder Jointing:
Longitudinal joint: L-2 or KT-2
Transverse joints: CD at 17' spacing or as needed to match existing pavement per PV-121.

				Modified
Direction of Travel	BEGIN STATION	END STATION	(AL) FEET	(P) FEET
SB	715+50.00	718+50.00	0 - 6	12 - 6
SB	718+50.00	721+50.00	6 - 12	6
SB	721+50.00	731+50.00	12	6
SB	731+50.00	734+60.15	12 - 36	6
SB	746+24.00	748+43.00	0	17

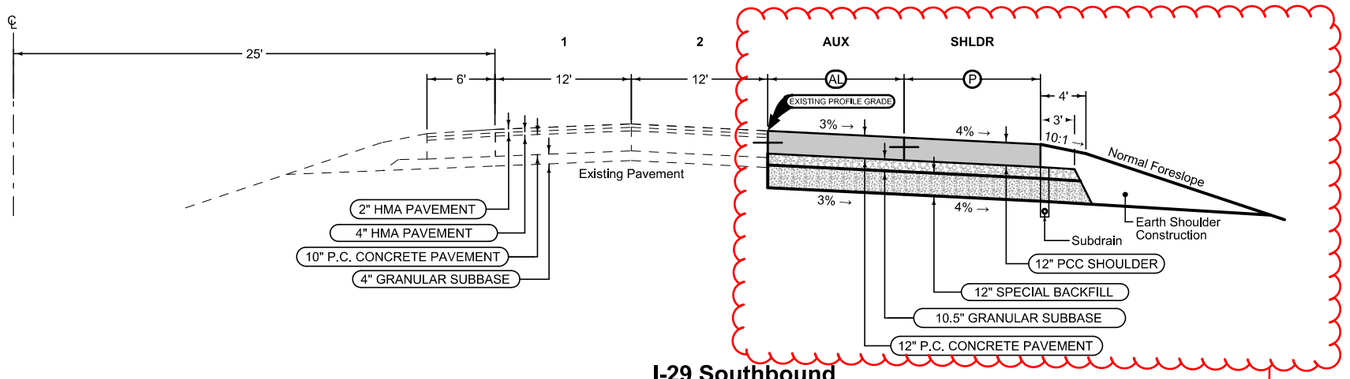

I-29 Southbound

Section shown in the direction of traffic.

Mainline Jointing:
Longitudinal joint: BT-3
Transverse joints: CD at 17' spacing or as needed to match existing pavement per PV-121.

Modified	
BEGIN STATION	END STATION
762+25.00	779+45.00

need further discussion on pavement structure and longitudinal joint design

Full Depth PCC Shoulder

Shoulder Jointing:
Longitudinal joint: L-2 or KT-2
Transverse joints: CD at 17' spacing or as needed to match existing pavement per PV-121.

				Modified
Direction of Travel	BEGIN STATION	END STATION	(AL) FEET	(P) FEET
SB	762+25.00	766+45.00	40 - 12	6
SB	766+45.00	776+45.00	12	6
SB	776+45.00	777+95.00	12 - 6	6
SB	777+95.00	779+45.00	6 - 0	6 -1 2

Full Depth PCC Shoulder

Shoulder Jointing:
Longitudinal joint: L-2 or KT-2
Transverse joints: CD at 17' spacing or
as needed to match existing pavement per PV-121.

Modified		
STATION TO STATION		(P) Feet
1723+38.08	1738+02.92	10
1758+83.77	1761+86.90	10
1763+09.45	1771+49.11	10

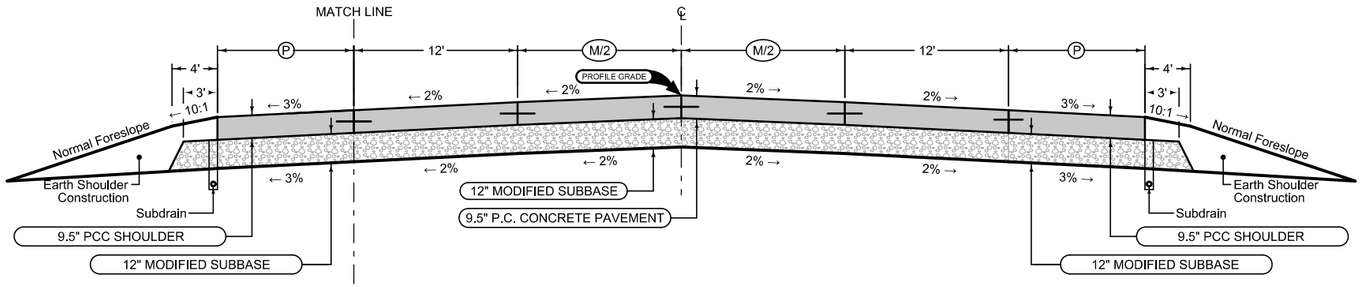

Mainline Jointing:
Transverse joints: CD at 17' spacing
Longitudinal joint: L-2

2P_TWLTL_ Modified			
DIR OF TRAV	STATION TO STATION		(M/2) Feet
WB	1723+38.08	1726+64.01	0
WB	1726+64.01	1737+36.74	0 - 7
WB	1737+36.74	1744+48.22	7
WB	1747+24.70	1766+76.70	7
WB	1766+76.70	1770+96.70	7 - 0
WB	1770+96.70	1771+49.11	0
EB	1723+38.08	1726+64.01	0
EB	1726+64.01	1736+27.60	0 - 6.1
EB	1736+27.60	1737+36.74	6.1 - 7
EB	1737+36.74	1744+48.22	7
EB	1747+24.70	1766+76.70	7
EB	1766+76.70	1770+96.70	7 - 0
EB	1770+96.70	1771+49.11	0

Full Depth PCC Shoulder

Shoulder Jointing:
Longitudinal joint: BT-2, L-2 or KT-2
Transverse joints: C at 17' spacing

2_P_FullPCC_ Modified		
BEGIN STATION	END STATION	(P) FEET
1723+38.08	1738+65.29	10
1740+75.03	1744+56.02	10
1747+53.02	1750+67.73	10
1753+15.69	1761+76.04	10
1763+39.93	1771+49.11	10

Full Depth PCC Shoulder

Shoulder Jointing:
Longitudinal joint: L-2 or KT-2
Transverse joints: CD at 17' spacing or
as needed to match existing pavement per PV-121.

Modified			
STATION TO STATION		(P) Feet	(AL) Feet
1752+04.15	1757+03.75	6	12
1757+03.75	1758+18.42	6	12 - 4.8
1758+18.42	1758+83.77	6 - 10	4.8 - 0

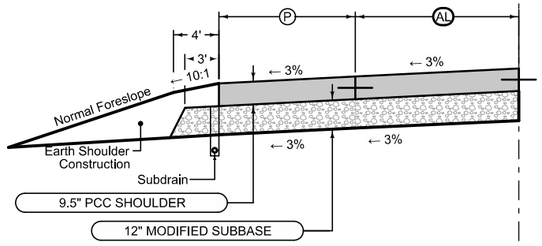

Curbed Shoulder

Shoulder Jointing:
Longitudinal joint not required when distance from back of curb to nearest joint is less than 15':

Single pour: L-2
Staged : KT-2
Transverse: C at 17' spacing

2_Curb_ Modified				
STATION TO STATION		(L) Feet	(P) Feet	Curb Type See PV-102
1740+27.93	1743+29.55	6	11	4" Sloped
1743+29.55	1743+79.55	6 - 0	11	4" Sloped
1743+79.55	1744+29.49	0	11	4" Sloped
1747+06.03	1747+56.02	0	11	4" Sloped
1747+56.02	1748+06.30	0 - 6	11	4" Sloped
1748+06.30	1749+98.75	6	11	4" Sloped

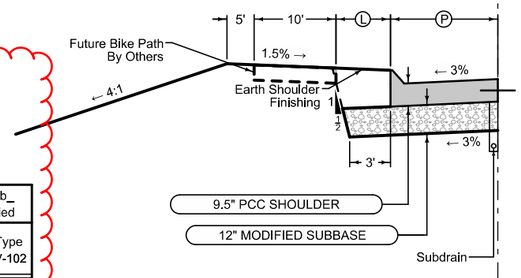

limits of curbed shoulder and future path need further discussion

IA 175

Paved Shoulder Alternates

PCC Shoulder Jointing:
Longitudinal joint: BT-1 or BT-5
Transverse joints: C at 15' spacing
HMA Shoulder Jointing:
Longitudinal Joints: B

INTERCHANGE	RAMP	BEGIN STATION	END STATION
IA 175	A	1549+34.61	1562+26.06
IA 175	B	2532+49.07	2544+57.44
IA 175	C	3534+58.92	3550+79.14
IA 175	D	4543+72.26	4557+91.09

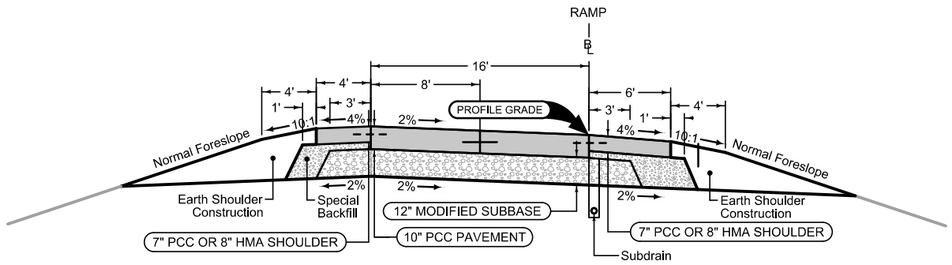

Section shown in the direction of traffic.

Ramp Jointing:
Transverse joints: CD at 15' spacing.
Longitudinal joints: L-2

INTERCHANGE	RAMP	BEGIN STATION	END STATION
IA 175	A	1549+34.61	1562+26.06
IA 175	B	2532+49.07	2544+57.44
IA 175	C	3534+58.92	3550+79.14
IA 175	D	4543+72.26	4557+91.09

Paved Shoulder Alternates

PCC Shoulder Jointing:
Longitudinal joint: BT-1 or BT-5
Transverse joints: C at 15' spacing
HMA Shoulder Jointing:
Longitudinal Joints: B

INTERCHANGE	RAMP	BEGIN STATION	END STATION
IA 175	A	1549+34.61	1562+26.06
IA 175	B	2532+49.07	2544+57.44
IA 175	C	3534+58.92	3550+79.14
IA 175	D	4543+72.26	4557+91.09

IA 175 Ramps

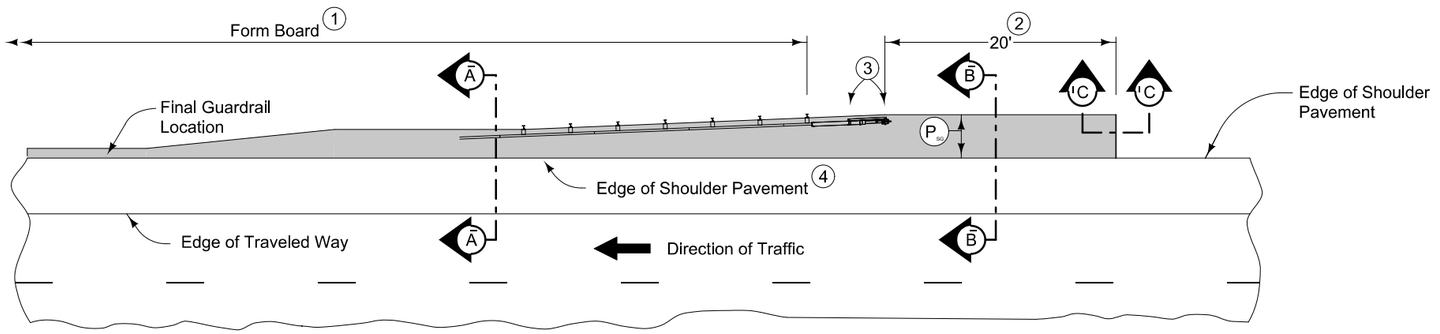

PLAN VIEW

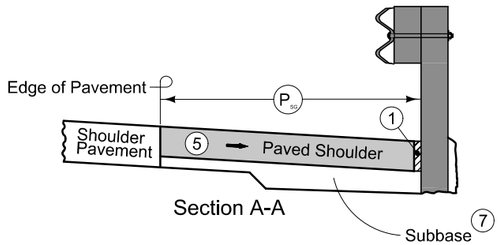

Section A-A

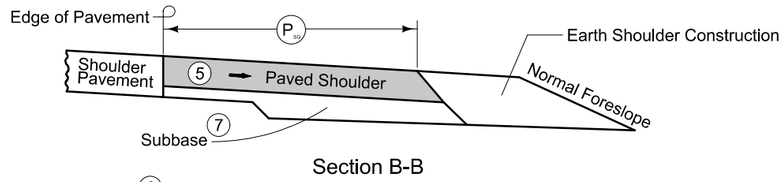

Section B-B

NEW CONSTRUCTION 6

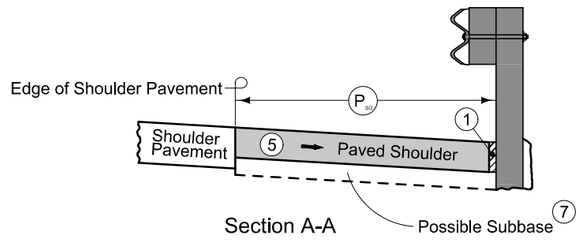

Section A-A

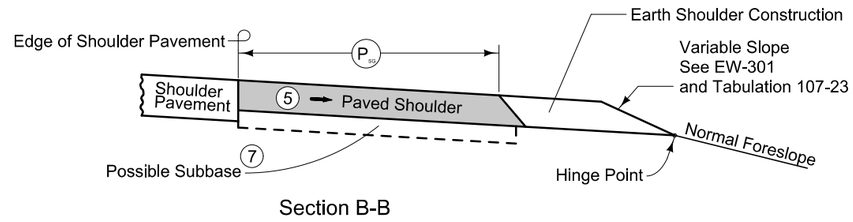

Section B-B

EXISTING SHOULDER

DESIGNER INFO 7158 04-19-22

9" HMA Paved Shoulder at guardrail. 8" PCC may be substituted with the following jointing layout:

Match mainline pavement joint spacing. When mainline pavement is 8" or greater in thickness, place additional transverse 'C' joints in shoulder at mid-panel of the mainline pavement. Place longitudinal 'C' joint at P/2 from edge of mainline pavement when P is greater than 10' wide. Terminate longitudinal joint at transverse joint less than 10' in length.

Compaction of HMA is required to face of guardrail post. Hand compaction will be allowed under guardrail. Removal and reinstallation of guardrail will be allowed with no additional payment.

Refer to Tabulation 112-9 for shoulder quantities.

(1) PCC option only: When guardrail posts are installed prior to construction of PCC paved shoulder, fasten form board to the face of guardrail posts for the length shown.

(2) Continue paved shoulder 20 feet beyond the center of the first post.

(3) Shoulder may be notched for first 2 posts or post sleeves may be installed through pavement. Do not drive posts through pavement.

(4) 'KT' (per PV-101) joint for PCC shoulder.
'B' (per PV-101) joint for HMA shoulder.

(5) Match shoulder slope.

(6) The Contractor has the option to pave the paved shoulder at guardrail and the full width paved shoulder as one operation.

(7) Refer to other details in the plan.

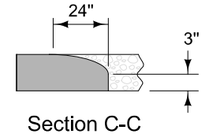

Section C-C
Roll down at granular shoulder or earth.

PAVED SHOULDER AT GUARDRAIL
(ADJACENT TO FULL WIDTH PAVED SHOULDER)

7101
10-19-10

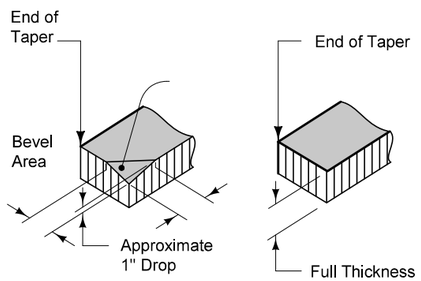

DETAIL 'A'

FOR
GRANULAR SHOULDERS

DETAIL 'A'

FOR
PAVED SHOULDERS

◯ Normal width is 2'-0". Construct 4'-0" width when butting into 4' wide HMA shoulders (See Typical 7154A).

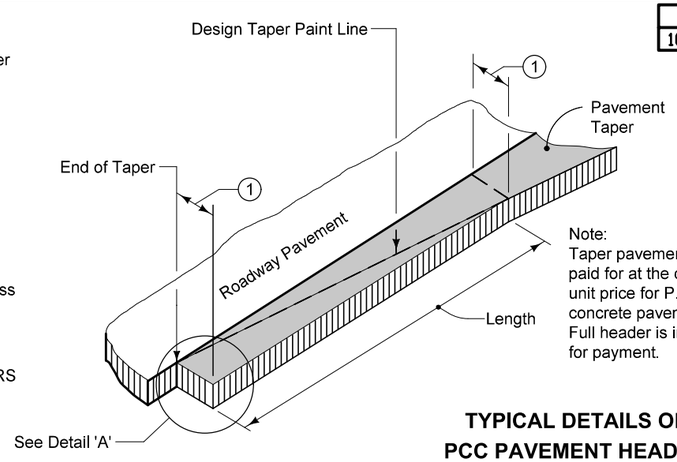

Note:
Taper pavement to be paid for at the contract unit price for P.C. concrete pavement. Full header is included for payment.

TYPICAL DETAILS OF PCC PAVEMENT HEADER

Extension or replacement of existing mainline RCPs and RCBs is assumed and will be analyzed during D03, B01, and B02 development

BEGIN CONSTRUCTION
BEGIN PAVING
STA 715+50.00

BEGIN PROJECT
STA 715+30.00

BEGIN CONSTRUCTION
BEGIN PAVING
STA 715+30.00

I-29 (ML029)

715+00 720+00 725+00 730+00 735+00

POT Sta 731+50.00
= PC Sta 3531+50.00

STOP PAVING
STA 734+60.15

Sta. 722+50.8
24"X53' RCP, FAIR
D.A.=3.3 ac
FLAT

STOP PAVING
STA 732+50.00

POT Sta 732+49.07
= POB Sta 2532+49.07

Sta. 11+60 (PLAN)
6'X9.5'X72' RCP ARCH, FAIR
D.A.=1220.0 ac
FLAT

Franklin TWP.
T-83N R-45W
SEC. 7

0 100
FEET

I-29 MAINLINE
(ML029)

1090 1080 1070 1060 1050 1040 1030 1020

EXISTING GROUND AT
EDGE OF TRAVEL

Ditch grades not designed until D03,
but assumed for IA 175 and Ramps

Lt Med Rt

5' Ditch Depth
U.A.C
5' Ditch Depth
U.A.C

705+00 710+00 715+00 720+00 725+00 730+00 735+00

FILE NO.	ENGLISH	DESIGN TEAM Iowa DOT/HR Green	MONONA COUNTY	PROJECT NUMBER STP-175-1(95)--2C-67	SHEET NUMBER D.2

8:47:37 PM 8/10/2023 rtyrrel \\hrgreen.com\hrg\Data\2020\200200.15\CAD\Design\CADD_Files\Sheet_Files\SHT_6717502021_D01_Z06.dgn

FLAT

FLAT

735+00

740+00

745+00

750+00

755+00

760+00

765+00

POT STA 746+92.33
= POT STA 1745+86.46

BRIDGE
Sta. 1746+21.65
Continiuous I Beam
244'x30', FAIR

RESUME PAVING
STA 746+24.00

STOP PAVING
STA 748+43.00

Sta. 753+49.4
24"X53' RCP, FAIR
D.A.=2.6 ac
FLAT

POT STA 762+26.00
= POE 1562+26.06

RESUME PAVING
STA 762+25.00

I-29 (ML029)

RESUME PAVING
STA 744+35.00

STOP PAVING
STA 747+74.00

Sta. 747+39.8
30"X154' RCP, FAIR
D.A.=12.7 ac
FLAT

RESUME PAVING
STA 757+89.85

POT STA 757+92.31
= PT STA 4557+91.09

Sta. 763+99.3
24"X61' RCP, FAIR
D.A.=2.1 ac
FLAT

Sta. 738+50.3
SKEW 15 33/64 LT, AHEAD
10.5'HX6'WX134' RCB, FAIR
D.A.=1213.0 ac
FLAT

0 FEET 100

I-29 MAINLINE
(ML029)

Design will remain with BTE beams until additional soils information and berm slope design is known

SR175 (6,125')

Potential to lower IA 175

16'-11⅞"

EXISTING GROUND AT
EDGE OF TRAVEL

1090
1080
1070
1060
1050
1040
1030
1020

Lt Med Rt

U.A.C
U.A.C
U.A.C

4' Ditch Depth

Bridge
Bridge

U.A.C
U.A.C
U.A.C

5' Ditch Depth
5' Ditch Depth

735+00 740+00 745+00 750+00 755+00 760+00 765+00

FILE NO.	ENGLISH	DESIGN TEAM Iowa DOT/HR Green	MONONA COUNTY	PROJECT NUMBER STP-175-1(95)--2C-67	SHEET NUMBER D.3

8:47:41 PM 8/10/2023 rtyrrel \\hrgreen.com\hrg\Data\2020\200200.15\CAD\Design\CADD_Files\Sheet_Files\SHT_6717502021_D01_Z06.dgn

765+00 770+00 775+00 780+00 785+00 790+00 795+00

Sta. 772+56.8
SKEW 31 33/64 LT. AHEAD
30"X168' RCP, FAIR
D.A.=28.3 ac
FLAT

Sta. 777+48.9
24"X55' RCP, FAIR
D.A.=1.5 ac
FLAT

END CONSTRUCTION
END PAVING
STA 779+45.00

I-29 (ML029)

END PROJECT
STA 779+45.00

END CONSTRUCTION
END PAVING
STA 777+00.00

0 100
FEET

I-29 MAINLINE
(ML029)

1090
1080
1070
1060
1050
1040
1030
1020

EXISTING GROUND AT
EDGE OF TRAVEL

Lt
Med
Rt

5' Ditch Depth
U.A.C
5' Ditch Depth

765+00 770+00 775+00 780+00 785+00 790+00 795+00

FILE NO.	ENGLISH	DESIGN TEAM Iowa DOT/HR Green	MONONA COUNTY	PROJECT NUMBER STP-175-1(95)--2C-67	SHEET NUMBER D.4

8:47:47 PM 8/10/2023 rtyrrel \\hrgreen.com\hrg\Data\2020\200200.15\CAD\Design\CADD_Files\Sheet_Files\SHT_6717502021_D01_Z06.dgn

Future Path (By Others)

1715+00

1720+00

BEGIN CONSTRUCTION
BEGIN PAVING
STA 1723+38.08

1725+00

1730+00

Franklin TWP.
T-83N R-45W
SEC. 1

18"X28' CMP

1729+08.26 Prop
Type "C" Ent.

F0

T1

IA 175 (SR175)

PC 1725+98.35

Filbert Ave

SIGN

SL

18"X29' CMP

1729+97.33 Prop
Type "C" Ent.

F02

0 50
FEET

IA 175
(SR175)

1065
1060
1055
1050
1045
1040
1035
1030

BEGIN CONSTRUCTION
BEGIN PAVING
STA 1723+38.08
ELEV 1053.09'

-0.15%

Ditch grades not designed until D03,
but assumed for IA 175 and Ramps

Lt. U.A.C. Ditch Grade Lt.
Rt. U.A.C. Ditch Grade Rt.

1053.09 1053.07 1053.03 1053.00 1052.96 1052.92 1052.89 1052.85 1052.81 1052.78 1052.74 1052.70 1052.67 1052.63 1052.59 1052.56 1052.52 1052.48 1052.45 1052.41 1052.37 1052.34 1052.30 1052.26 1052.23 1052.19 1052.17

1715+00 1716+00 1717+00 1718+00 1719+00 1720+00 1721+00 1722+00 1723+00 1724+00 1725+00 1726+00 1727+00 1728+00 1729+00 1730+00

FILE NO.	ENGLISH	DESIGN TEAM Iowa DOT/HR Green	MONONA COUNTY	PROJECT NUMBER STP-175-1(95)--2C-67	SHEET NUMBER E.1

10:46:41 PM 8/10/2023 rtyrrel \\hrgreen.com\HRG\Data\2020\200200.15\CAD\Design\CADD_Files\Sheet_Files\SHT_6717502021_E01_Z06.dgn

Franklin TWP.
T-83N R-45W
SEC. 1

Sta. 1734+99.3
SKEW 3° RT. AHEAD

Future Path (By Others)

Sta. 117+00 (PLAN)
30"X73' RCP, FAIR
D.A.=27.9 ac
FLAT

1730+00
1735+00
1740+00
1745+00
1550+00
3550+00

PT 1731+76.60

IA 175 (SR175)

Ramp A (RPA175)

I-29 (ML029)

Ramp C (RPC175)

PT 1732+53.27

Δ = 07°14'51.06" (RT)
T = 578.21
L = 1154.88
R = 9130.00
E = 18.29
e = NC
DS = 60 mph

BRIDGE
Sta. 1746+21.65
Continuous I Beam
244'x30', FAIR

0 FEET 50

IA 175
(SR175)

Extension or replacement of existing RCB is assumed and will be analyzed during D03, B01, and B02 development

Design will remain with BTE beams until additional soils information and berm slope design is known

BRIDGE
DEPTH (6.125')

VPI = +30.00
ELV = 1051.93
L = 350.00
K = 149
DS = 60 mph
-0.15%
+2.20%

Lt. Ditch Grade | Ramp | Ditch Grade | Bridge
Rt. Ditch Grade | Ramp | Ditch Grade | Bridge

1052.24 1052.35 1052.49 1052.67 1052.90 1053.17 1053.48 1053.83 1054.23 1054.66 1055.14 1055.66 1056.21 1056.76 1057.31 1057.85 1058.40 1058.95 1059.50 1060.05 1060.60 1061.15 1061.70 1062.24 1062.79 1063.34 1063.89 1064.44 1064.99 1065.54 1066.09 1066.64 1067.18 1067.73 1068.28 1068.83 1069.38 1069.93 1070.48 1071.03 1071.57 1072.11 1072.62 1073.10 1073.56 1073.98 1074.38 1074.76 1075.11 1075.43 1075.72 1075.99 1076.23 1076.44 1076.63 1076.79 1076.92 1077.02 1077.10

1730+00 1731+00 1732+00 1733+00 1734+00 1735+00 1736+00 1737+00 1738+00 1739+00 1740+00 1741+00 1742+00 1743+00 1744+00 1745+00

FILE NO.	ENGLISH	DESIGN TEAM Iowa DOT/HR Green	MONONA COUNTY	PROJECT NUMBER STP-175-1(95)--2C-67	SHEET NUMBER E.2

10:46:45 PM 8/10/2023 rtyrrel \\hrgreen.com\HRG\Data\2020\200200.15\CAD\Design\CADD_Files\Sheet_Files\SHT_6717502021_E01_Z06.dgn

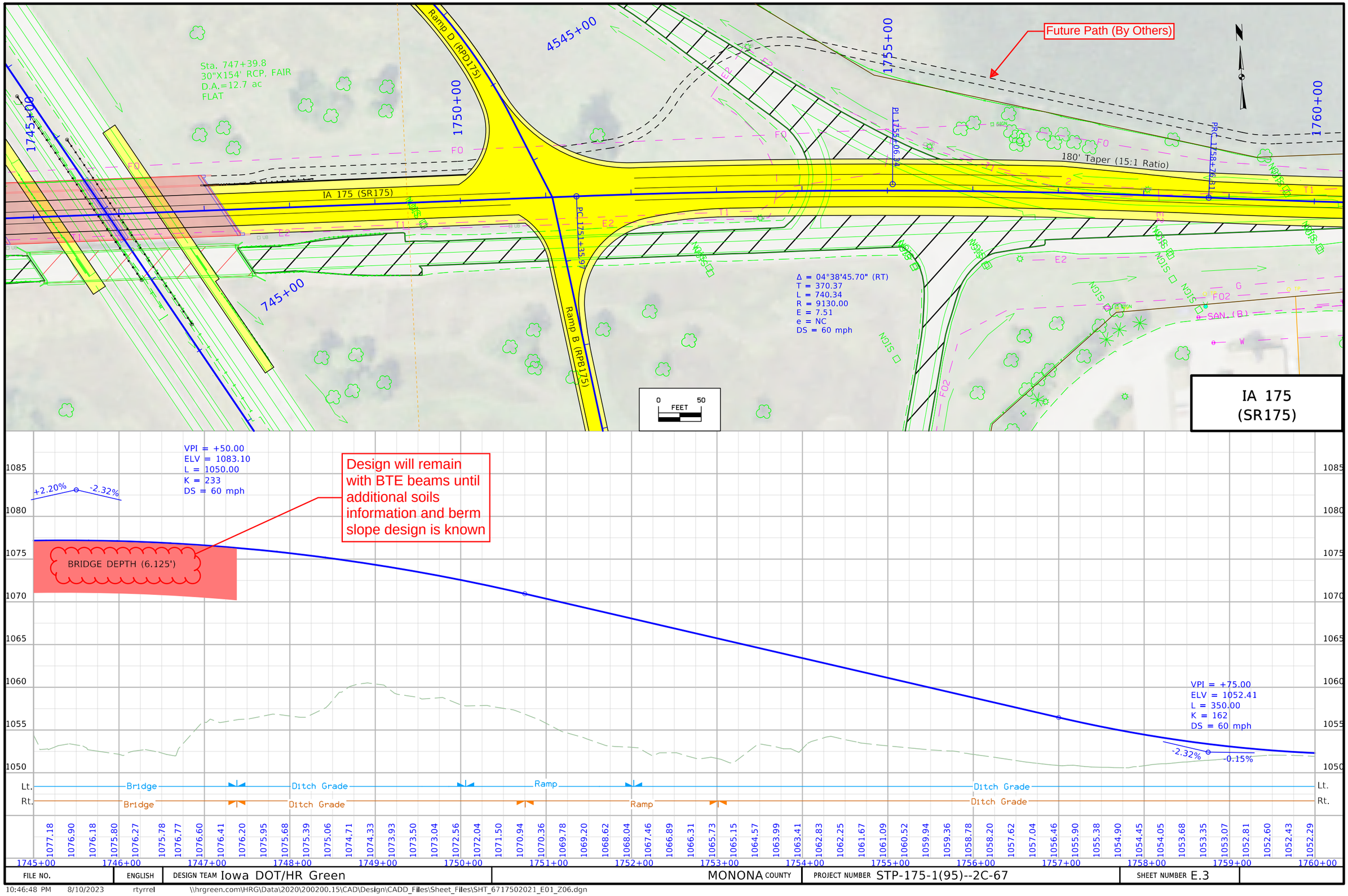

FILE NO.	ENGLISH	DESIGN TEAM Iowa DOT/HR Green	MONONA COUNTY	PROJECT NUMBER STP-175-1(95)--2C-67	SHEET NUMBER E.3

10:46:48 PM 8/10/2023 rtyrrel \\hrgreen.com\HRG\Data\2020\200200.15\CAD\Design\CADD_Files\Sheet_Files\SHT_6717502021_E01_Z06.dgn

Δ = 04°38'45.70" (LT)
T = 370.37
L = 740.34
R = 9130.00
E = 7.51
e = N.C.
DS = 60 mph

Sta. 1762+03.4
36"X61' RCP, FAIR
D.A.=75.4 ac
FLAT

18"X60' CMP

18"X72' CMP

1760+00

1765+00

1770+00

1775+00

PT 1766+11.80

EQN 1766+11.80 R2(AH) =
1766+16.65(BK)

IA 175 (SR175)

PI 1762+46.68

28th St

420' Taper (60:1 Ratio)

210' Taper (15:1 Ratio)

420' Taper (60:1 Ratio)

END CONSTRUCTION
END PAVING
STA 1771+49.11

SAN.(B)

Sta. 1763+02.3
24"X67' RCP, POOR
D.A.=1.5 ac
FLAT

24"X77' CMP

Additional survey and right-of-way and parcel data will be necessary to complete the design of the IA 175 westbound left turn lane

0 50
FEET

IA 175
(SR175)

-0.15%

END CONSTRUCTION
END PAVING
STA 1771+49.11
ELEV 1050.45'

Lt. Ditch Grade 28th Street Ditch Grade U.A.C.
Rt. Ditch Grade 28th Street Ditch Grade U.A.C.

1052.20 1052.14 1052.10 1052.06 1052.03 1051.99 1051.95 1051.91 1051.87 1051.84 1051.80 1051.76 1051.72 1051.68 1051.64 1051.61 1051.57 1051.53 1051.49 1051.45 1051.42 1051.38 1051.34 1051.30 1051.25 1051.22 1051.18 1051.14 1051.10 1051.06 1051.03 1050.99 1050.95 1050.91 1050.87 1050.83 1050.80 1050.76 1050.72 1050.68 1050.64 1050.61 1050.57 1050.53 1050.49 1050.45

1760+00 1761+00 1762+00 1763+00 1764+00 1765+00 1766+00 1767+00 1768+00 1769+00 1770+00 1771+00 1772+00 1773+00 1774+00 1775+00

FILE NO.	ENGLISH	DESIGN TEAM Iowa DOT/HR Green	MONONA COUNTY	PROJECT NUMBER STP-175-1(95)--2C-67	SHEET NUMBER E.4

10:46:51 PM 8/10/2023 rtyrrel \\hrgreen.com\HRG\Data\2020\200200.15\CAD\Design\CADD_Files\Sheet_Files\SHT_6717502021_E01_Z06.dgn

SURVEY INDEX

County: Monona
PIN: 21-67-175-020
Project Number: STP-175-1(95)—2C-67
Location: I-29 and IA 175 interchange
Type of Work: PCC pavement grade and replace
Project Directory: 6717502021

Survey Personnel

Tom Hoyle – Lead Survey Technician
Brad Duffy – Survey Technician
Max Phillips - Survey Technician
Dave Ciskowski – Survey Technician

Date(s) of Survey

Begin Date	10/10/2022
End Date	12/09/2022

General Information

This survey is for the I-29 and IA 175 interchange west of Onawa. This project is a partial and Full Field DTM survey with Photo control. Measurement units for this survey are US survey feet.

Utility Information

For logging data and other utility details see Utility Survey and Ownership Report in the Utility folder of the PrelimSurvey project directory.

Project Control

Coordinates were determined for primary project control points 1, 2, and 3 by conducting multiple 30-minute static observations. Post processing is constrained to nearby Iowa Real Time Network reference stations.

The RTN position of reference station Onawa (IAOA) was held fixed horizontally and vertically, Sloan (IASN) was held horizontally. NGS mark Q 181 (NM1907) was tied it's record orthometric height of 1051.06 is 0.177' higher than the elevation derived by this survey of 1050.883.

A double run level loop was run through control points 1-9 and benchmarks 500-505. The GPS derived elevations of control points 1 and 2 were held fixed. The estimated standard error of the observed height differences from the network adjustment was 0.0069 ft/mile.

PROJECT DATUM: NAD83(2011) for EPOCH 2010.00 (IaRTN 2019 ADJUSTMENT)
COORDINATE SYSTEM: IOWA REGIONAL COORDINATE SYSTEM ZONE 6 (U.S. SURVEY FOOT)
VERTICAL DATUM: NAVD88
GEOID MODEL: 2018

Alignment Information

The horizontal alignment for I-29 in this survey is a retrace of As-built Plans No. I-29_6(7)114. Several monuments were found along the tangent of I-29 and used to create the tangent of I-29 in this project area. This tangent was intersected with the tangent of IA 175 and the Survey stationing was equated to the IA 175 and I-29 intersection plan Sta. of 746+21.65 and run back and ahead without equation throughout the survey.

Survey stationing relates to as built plan stationing as follows:

PI Sta. 746+21.65 As-built Plans Project No. I-29_6(7)114
Survey POT Sta. 746+21.65.

The horizontal alignment for IA 175 this survey is a retrace of As-built Plans No. F-993(1) and I-29_6(7)114. Survey stationing was equated to the plan PI at Sta. 1727+01.00 and run back and ahead without equation throughout the survey.

Survey stationing relates to as built plan stationing as follows:

PI Sta. 1727+01.00 As-built Plans Project No. F-993(1) and I-29_6(7)114.
Survey PI Sta. 1727+01.00.

CONTROL POINT VICINITY MAP

This map is a guide to the vicinity of the primary project control points. Primary control is for use with RTK base stations and for RTN validation. Future surveys will use primary project control to establish temporary control as needed for construction or other surveying applications.



HORIZ. DATUM: NAD83(2011) for EPOCH 2010.00 (IaRTN 2019 Adjustment) - Iowa RCS Zone 6 (U.S. Survey Foot)

VERT. DATUM: NAVD88 - Geoid Model: 2018

Coordinate listing from next sheet will be used with IaRTN for monument recovery. No other reference ties are given.

HORIZONTAL AND VERTICAL PROJECT CONTROL COORDINATE LISTING

HORIZ. DATUM: NAD83(2011) for EPOCH 2010.00 (IaRTN 2019 Adjustment)
Ia. Regional Coordinate System Zone 6 (U.S. Survey Foot)
VERT. DATUM: NAVD88
Geoid Model: 2018

Point Name	Northing	Easting	Elevation	Feature Definition- Description
1	7246812.8146	16392085.3359	1047.760	CP FD 1/2" REBAR 20" DEEP 1080' SOUTH OF IA 175 IN THE MEDIAN OF I29
2	7250024.4466	16390151.0886	1050.287	CP FD 5/8" REBAR 15" DEEP 2670' NORTH OF IA 175 IN THE MEDIAN OF I29
3	7247826.5308	16389650.3128	1049.455	CP CONCRETE MONUMENT 1880'WEST OF I29 68' NORTH OF IA 175

ALIGNMENT COORDINATES

Name	Location	Point on Tangent			Begin Spiral			Begin Curve			Simple Curve PI or Master PI of SCS			End Curve			End Spiral		
		Station	Coordinates		Station	Coordinates		Station	Coordinates		Station	Coordinates		Station	Coordinates		Station	Coordinates	
			Y (Northing)	X (Easting)		Y (Northing)	X (Easting)		Y (Northing)	X (Easting)		Y (Northing)	X (Easting)		Y (Northing)	X (Easting)		Y (Northing)	X (Easting)
1	ML029	713+24.54	7244915.24	16393228.23															
1	ML029	803+33.31	7252632.46	16388580.40															
1	SR175	1707+00.26	7247545.01	16387618.55															
2	SR175							1725+98.39	7247756.61	16389504.85	1731+76.60	7247821.07	16390079.46	1737+53.27	7247812.52	16390657.61			
4	SR175							1751+35.97	7247792.08	16392040.16	1755+06.35	7247786.60	16392410.49	1758+76.31	7247751.15	16392779.16			
5	SR175							1758+76.31	7247751.15	16392779.16	1762+46.68	7247715.70	16393147.83	1766+11.80	7247710.22	16393518.16			
7	SR175	1771+49.11	7247702.28	16394055.41															
7	SR175	1781+49.11	7247687.49	16395055.30															
1	RPA175	1549+15.61	7247809.12	16390887.82															
2	RPA175							1552+57.34	7248150.81	16390892.87	1556+40.12	7248533.55	16390898.53	1560+07.50	7248873.86	16390723.30			
3	RPA175	1562+26.06	7249068.17	16390623.24															
1	RPB175	2532+48.94	7246609.74	16392311.51															
2	RPB175							2533+05.77	7246660.27	16392285.49	2535+95.53	7246917.88	16392152.84	2538+80.47	7247203.95	16392106.75			
1	RPC175							3531+50.00	7246447.52	16392234.18	3535+95.02	7246828.74	16392004.58	3540+25.77	7247076.64	16391635.00			
3	RPC175							3545+69.08	7247379.28	16391183.79	3547+46.84	7247478.30	16391036.17	3549+15.30	7247640.49	16390963.44			
4	RPC175	3551+00.11	7247809.12	16390887.82															
1	RPD175	4543+51.30	7247792.50	16392011.92															
2	RPD175							4544+58.36	7247890.18	16391968.11	4546+16.89	7248034.84	16391903.25	4547+68.77	7248130.60	16391776.90			
4	RPD175							4553+39.74	7248475.49	16391321.88	4557+24.52	7248707.92	16391015.23	4561+00.00	7249037.53	16390816.71			

SPIRAL OR CIRCULAR CURVE DATA

Name	Location	ΔSCS	Horizontal Alignment Data													Remarks
			Spiral Data								Curve Data					
			θS	Ls	Ts	Es	Xc	Yc	L.T.	S.T.	ΔC	T	L	R	E	
C1	SR175										07° 14' 51.06"	578.212	1154.881	9130	18.291	
C2	SR175										04° 38' 45.70"	370.372	740.338	9130	7.509	
C3	SR175										04° 38' 45.70"	370.372	740.338	9130	7.509	
C1	RPA175										28° 05' 31.67"	382.779	750.159	1530	47.156	
C1	RPB175										18° 05' 31.67"	289.760	574.696	1820	22.922	
C1	RPC175										25° 05' 20.61'	445.020	875.773	2000	48.913	
C2	RPC175										31° 59' 42.95"	177.754	346.222	620	24.978	
C1	RPD175										28° 41' 10.69"	158.533	310.416	620	19.948	
C2	RPD175										21° 46' 48.17"	384.778	760.267	2000	36.677	

SUPERELEVATION DATA

See PV-300 Series

Road Identification	Circular Curve or Spiral Curve Name	Radius	Superelevation Data			Standard Road Plan	Section A-A	Section B-B	Section C-C	Section D-D	Section E-E	Section F-F	Case A	Case B	Case C	Case S	Case T	Case U	Remarks
			e	L	x														
Ramp A	RPA175	1530	6.0	186	62	PV-303	1551+89.14		1552+57.34	1553+13.14						1552+51.14	1552+51.14		
							1560+75.70		1560+07.50	1559+51.70						1560+13.70	1560+13.70		
Ramp B	RPB175	1820	5.8	180	62	PV-303	2532+41.90		2533+05.90	2533+59.90						2533+04.04	2533+04.04		
							2539+44.60		2538+80.60	2538+26.60						2538+82.46	2538+82.46		
Ramp C	RPC175	2000	5.4	168	62	PV-303	3530+94.40		3531+50.00	3532+00.40						3531+56.84	3531+56.84		
							3540+81.37		3540+25.77	3539+75.37						3540+18.93	3540+18.93		
Ramp C	RPC175	620	5.8	140	48	PV-303	3544+23.08	3544+71.08	3545+69.08	3546+11.08						3545+67.63	3545+67.63		
							3550+61.30	3550+13.30	3549+15.30	3548+73.30						3549+16.75	3549+16.75		
Ramp D	RPD175	620	5.8	140	48	PV-303	4543+12.36	4543+60.36	4544+58.36	4545+00.36						4544+56.91	4544+56.91		
							4549+14.77	4548+66.77	4547+68.77	4547+26.77						4547+70.22	4547+70.22		
Ramp D	RPD175	2000	5.4	168	62	PV-303	4552+84.14		4553+39.74	4553+90.14						4553+46.58	4553+46.58		
							4561+55.60		4561+00.00	4560+49.60						4560+93.16	4560+93.16		

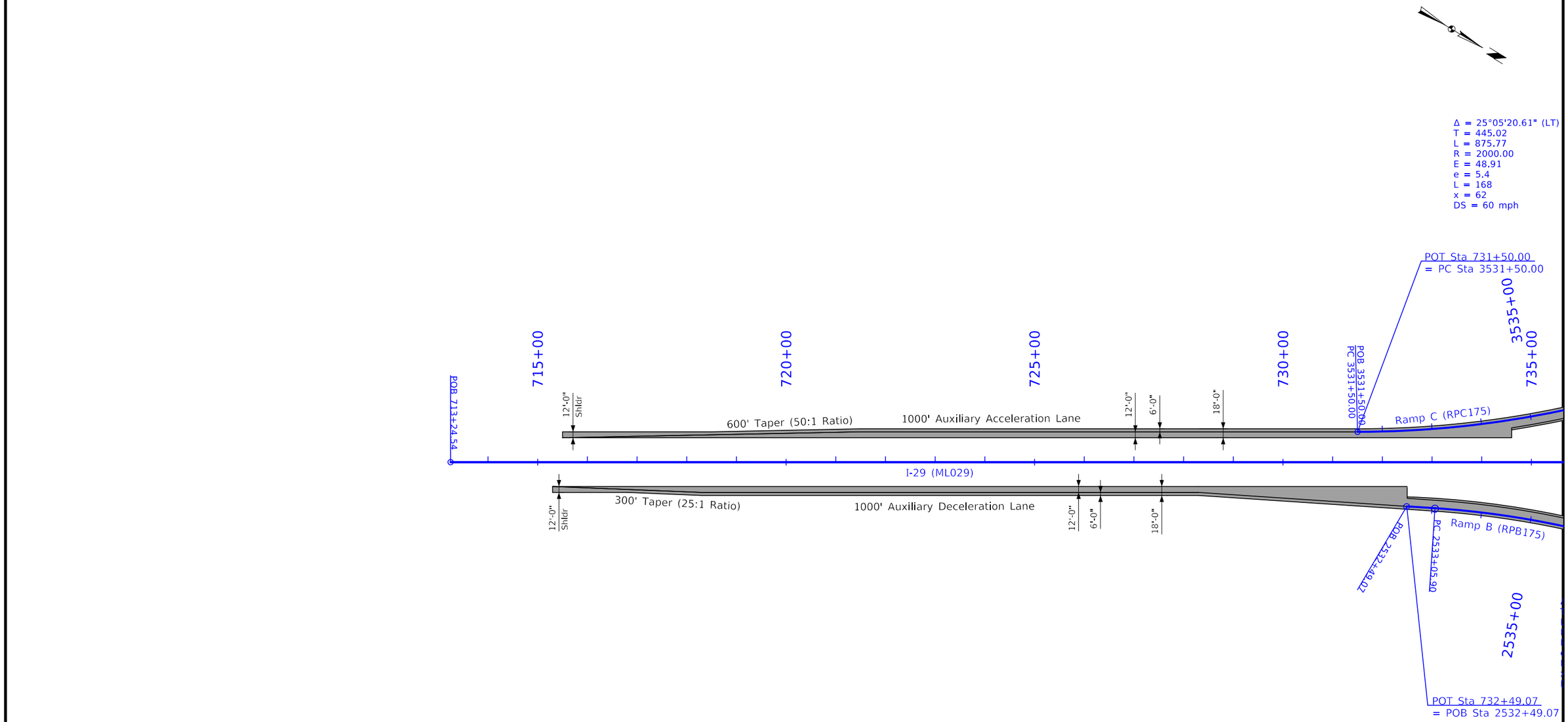

Geometric Plan
Proposed Interchange of
I-29 and IA Highway 175

FILE NO.	ENGLISH	DESIGN TEAM Iowa DOT/HR Green	MONONA COUNTY	PROJECT NUMBER STP-175-1(95)--2C-67	SHEET NUMBER K.1	

7:25:04 AM 8/10/2023 rtyrrel \\hrgreen.com\hrg\Data\2020\200200.15\CAD\Design\CADD_Files\Sheet_Files\SHT_6717502021_K01_Z06.dgn

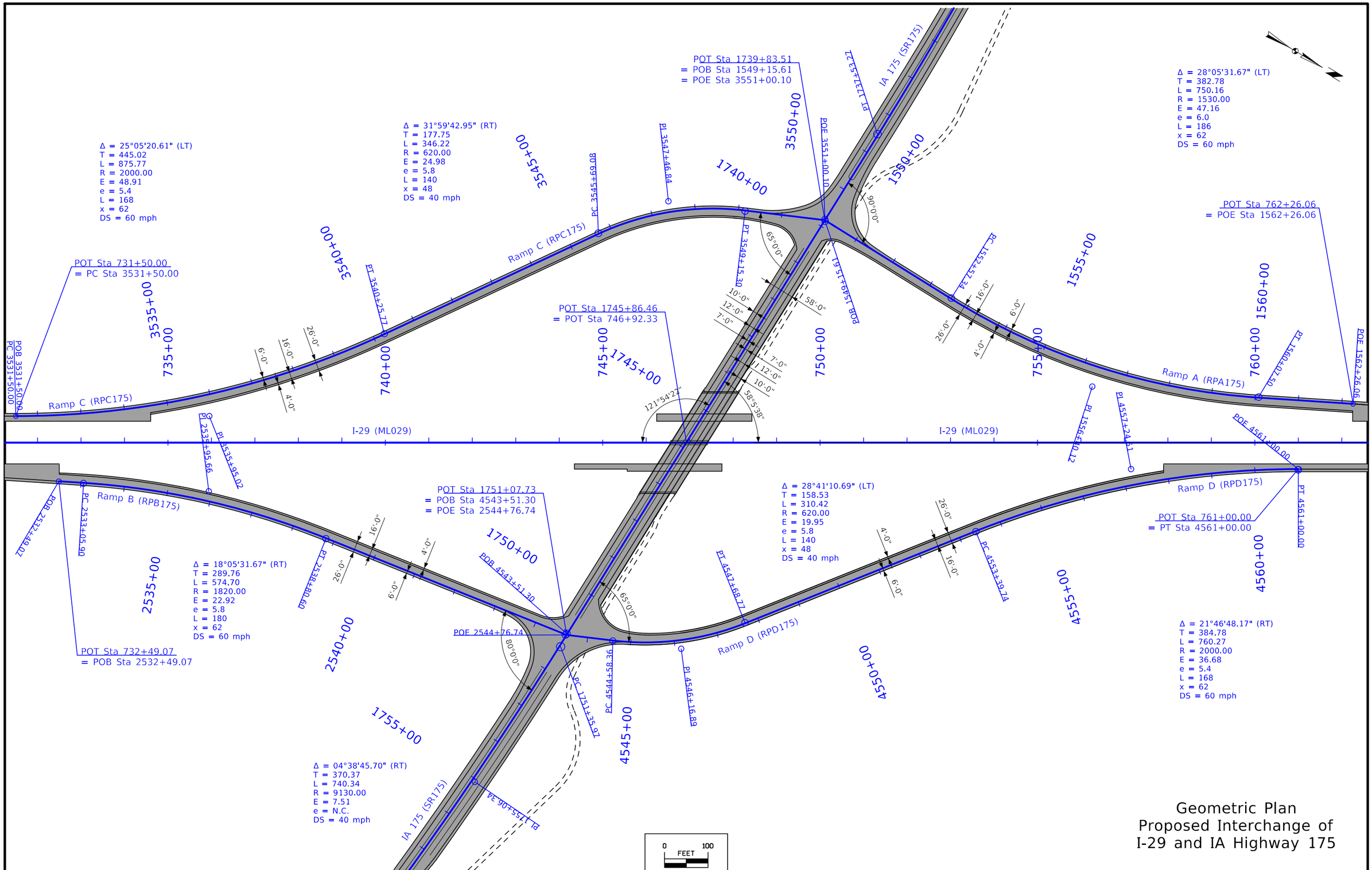

Geometric Plan
Proposed Interchange of
I-29 and IA Highway 175

FILE NO.	ENGLISH	DESIGN TEAM Iowa DOT/HR Green	MONONA COUNTY	PROJECT NUMBER STP-175-1(95)--2C-67	SHEET NUMBER K.2

4:50:43 PM 8/10/2023 lauren.harpenau\\hrgreen.com\hrg\Data\2020\200200.15\CAD\Design\CADD_Files\Sheet_Files\SHT_6717502021_K01_Z06.dgn

Δ = 28°05'31.67" (LT)
T = 382.78
L = 750.16
R = 1530.00
E = 47.16
e = 6.0
L = 186
x = 62
DS = 60 mph

POT Sta 762+26.06
= POE Sta 1562+26.06

1560+00
760+00
765+00
770+00
775+00
780+00
785+00

PT 1560+02.50

POE 1562+26.06

Ramp A (RPA175)

6'-0"
12'-0"
18'-0"

1000' Auxiliary Deceleration Lane

300' Taper (25:1 Ratio)

12'-0"
Shldr

POE 4561+00.00

I-29 (ML029)

Ramp D (RPD175)

PT 4561+00.00

18'-0"
12'-0"
6'-0"

1000' Auxiliary Acceleration Lane

600' Taper (50:1 Ratio)

12'-0"
Shldr

POT Sta 761+00.00
= PT Sta 4561+00.00

4560+00

Δ = 21°46'48.17" (RT)
T = 384.78
L = 760.27
R = 2000.00
E = 36.68
e = 5.4
L = 168
x = 62
DS = 60 mph

0 100
FEET

Geometric Plan
Proposed Interchange of
I-29 and IA Highway 175

FILE NO.	ENGLISH	DESIGN TEAM Iowa DOT/HR Green	MONONA COUNTY	PROJECT NUMBER STP-175-1(95)--2C-67	SHEET NUMBER K.3

7:25:07 AM 8/10/2023 rtyrrel \\hrgreen.com\hrg\Data\2020\200200.15\CAD\Design\CADD_Files\Sheet_Files\SHT_6717502021_K01_Z06.dgn

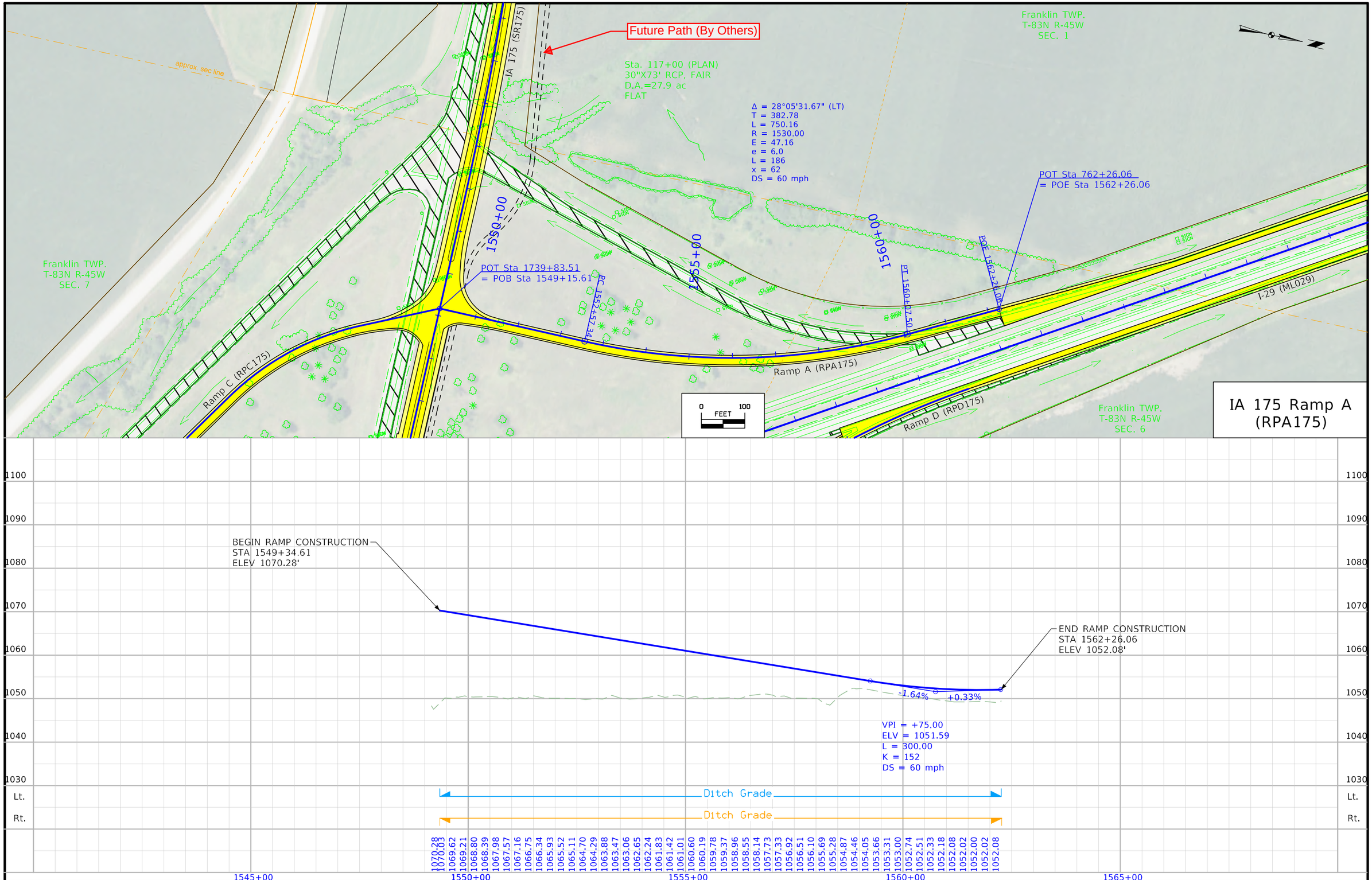

FILE NO.	ENGLISH	DESIGN TEAM Iowa DOT/HR Green	MONONA COUNTY	PROJECT NUMBER STP-175-1(95)--2C-67	SHEET NUMBER K.4

7:26:02 PM 8/10/2023 cody.hall \\hrgreen.com\hrg\Data\2020\200200.15\CAD\Design\CADD_Files\Sheet_Files\SHT_6717502021_K04_Z06.dgn

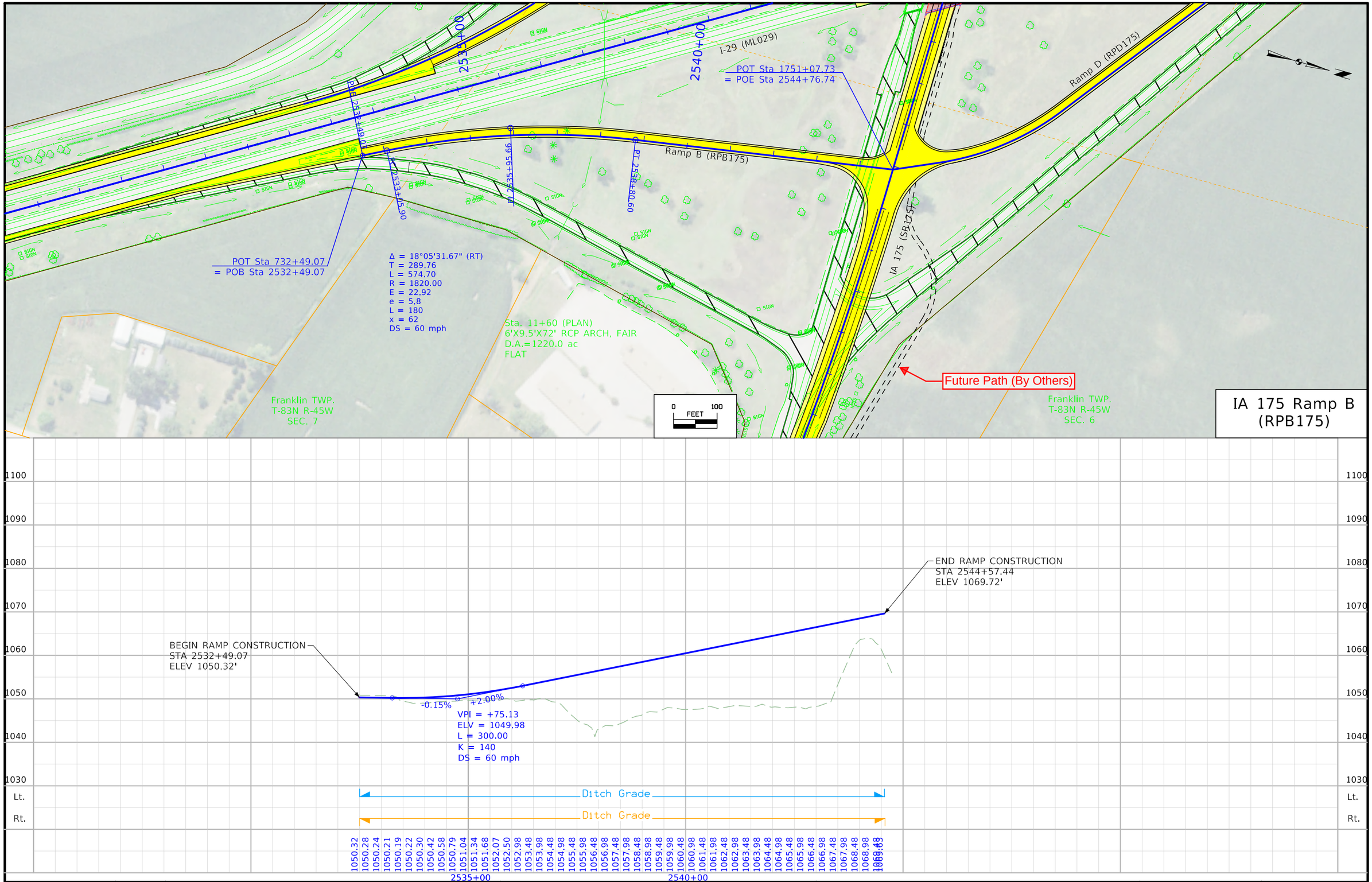

FILE NO.	ENGLISH	DESIGN TEAM Iowa DOT/HR Green	MONONA COUNTY	PROJECT NUMBER STP-175-1(95)--2C-67	SHEET NUMBER K.5

7:26:08 PM 8/10/2023 cody.hall \\hrgreen.com\hrg\Data\2020\200200.15\CAD\Design\CADD_Files\Sheet_Files\SHT_6717502021_K05_Z06.dgn

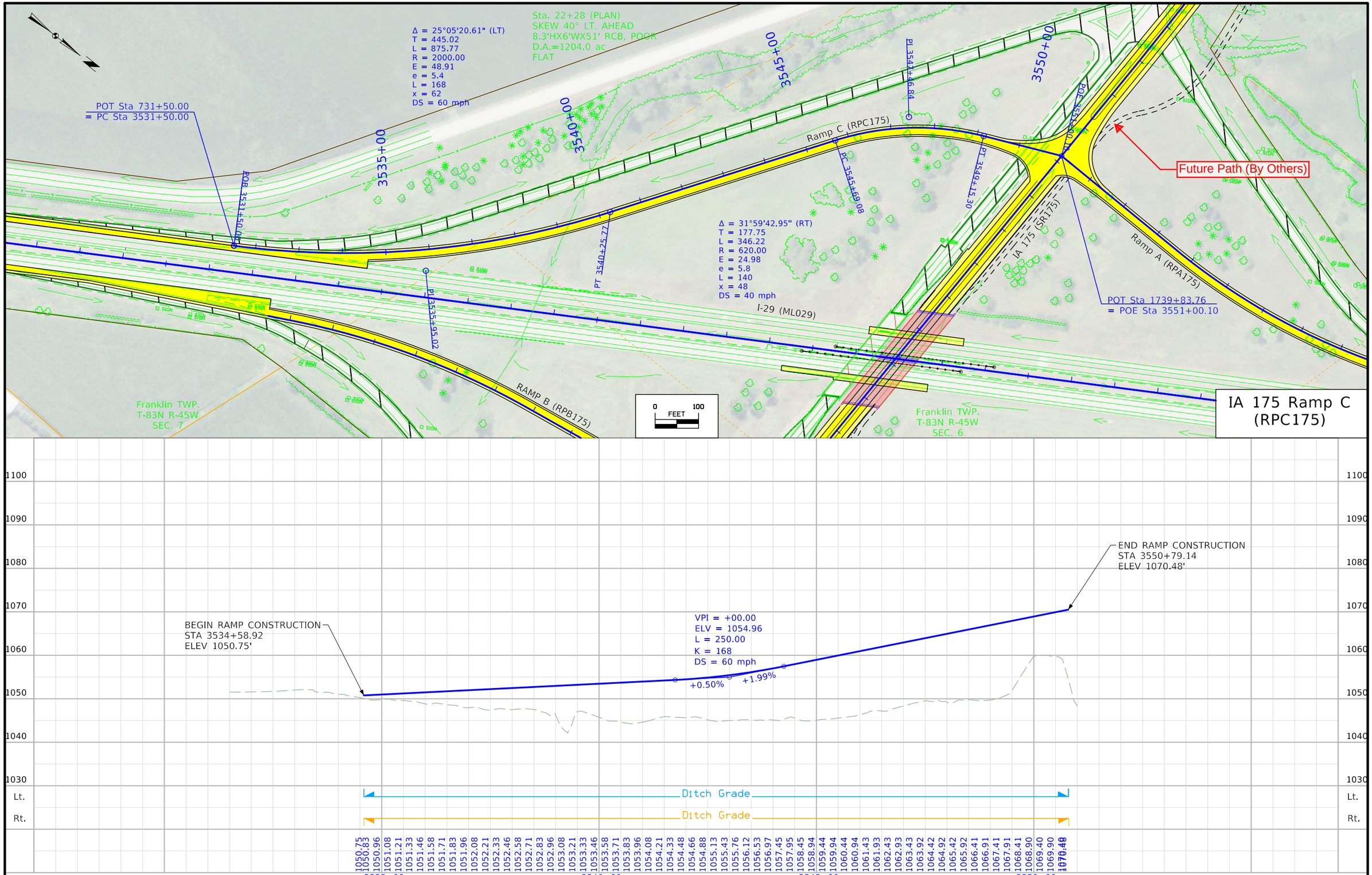

FILE NO.	ENGLISH	DESIGN TEAM Iowa DOT/HR Green	MONONA COUNTY	PROJECT NUMBER STP-175-1(95)--2C-67	SHEET NUMBER K.6

7:26:15 PM 8/10/2023 cody.hall \\hrgreen.com\hrg\Data\2020\200200.15\CAD\Design\CADD_Files\Sheet_Files\SHT_6717502021_K06_Z06.dgn

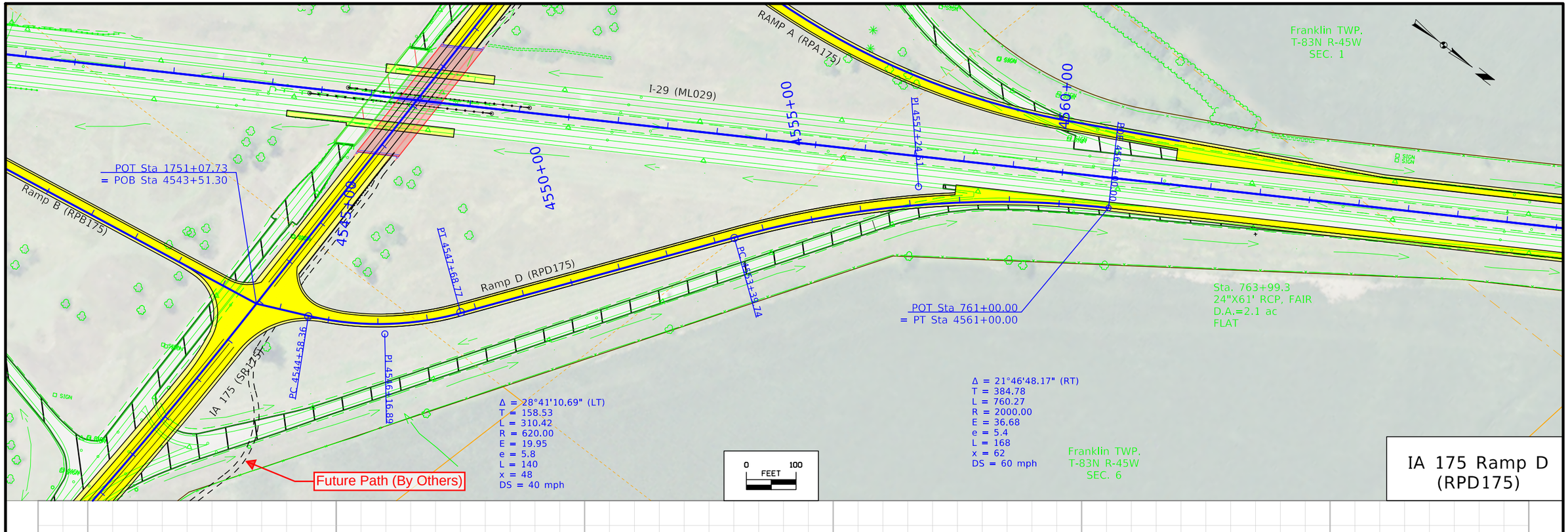

FILE NO.	ENGLISH	DESIGN TEAM Iowa DOT/HR Green	MONONA COUNTY	PROJECT NUMBER STP-175-1(95)--2C-67	SHEET NUMBER K.7

7:26:19 PM 8/10/2023 cody.hall \\hrgreen.com\hrg\Data\2020\200200.15\CAD\Design\CADD_Files\Sheet_Files\SHT_6717502021_K07_Z06.dgn

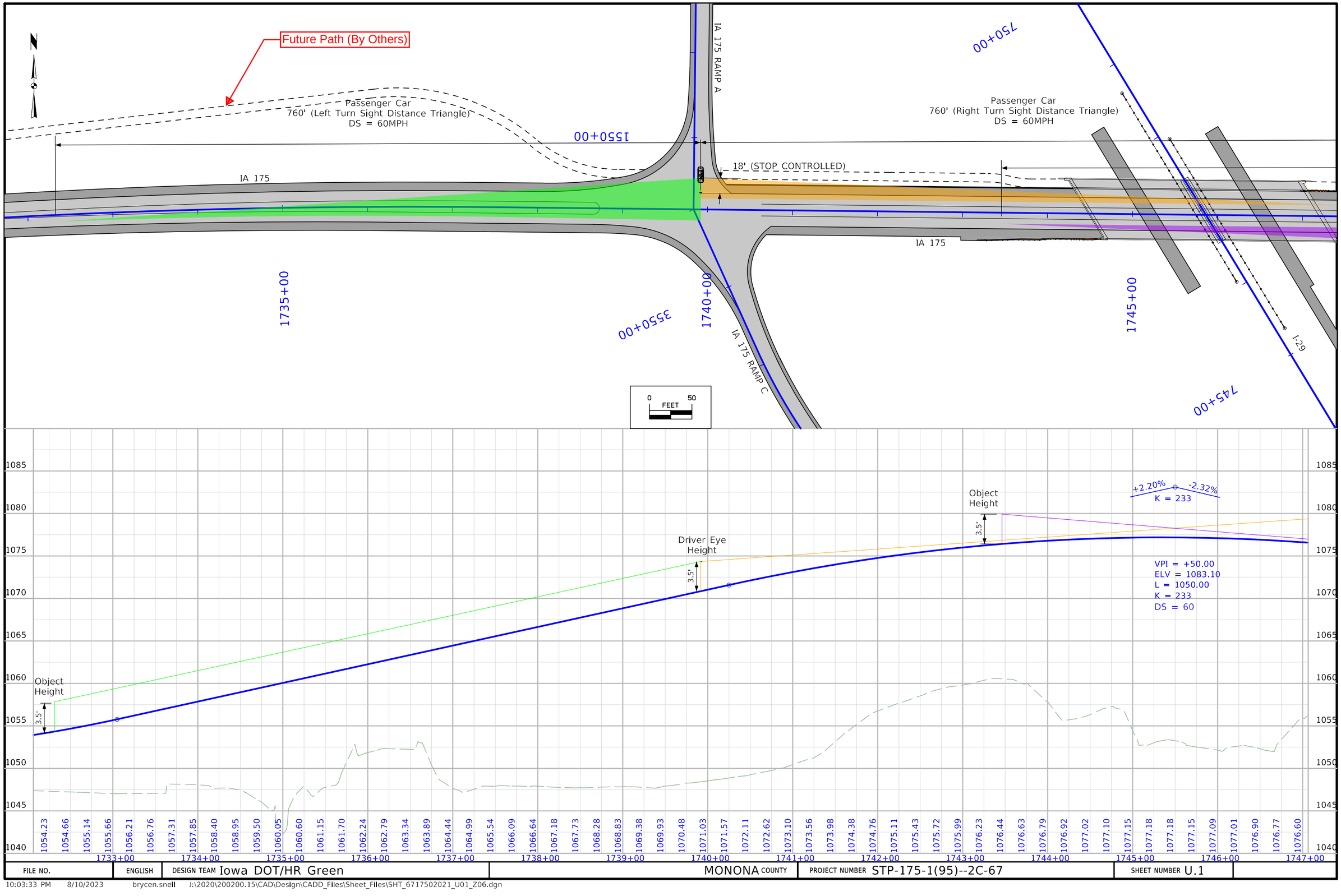

FILE NO.	ENGLISH	DESIGN TEAM Iowa DOT/HR Green	MONONA COUNTY	PROJECT NUMBER STP-175-1(95)--2C-67	SHEET NUMBER U.1

10:03:33 PM 8/10/2023 brycen.snell J:\2020\200200.15\CAD\Design\CADD_Files\Sheet_Files\SHT_6717502021_U01_Z06.dgn

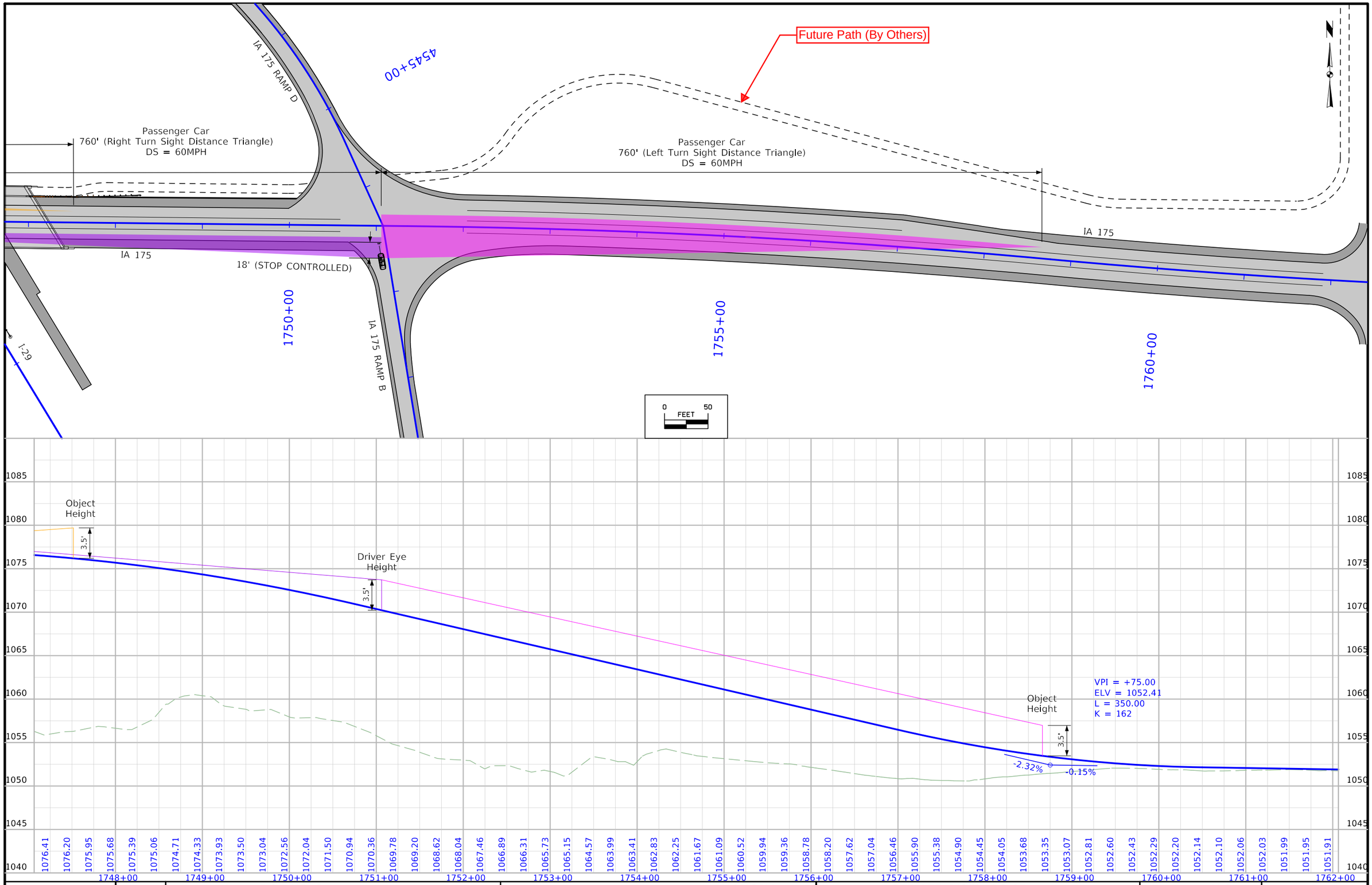

FILE NO.	ENGLISH	DESIGN TEAM Iowa DOT/HR Green	MONONA COUNTY	PROJECT NUMBER STP-175-1(95)--2C-67	SHEET NUMBER U.2

10:03:37 PM 8/10/2023 brycen.snell J:\2020\200200.15\CAD\Design\CADD_Files\Sheet_Files\SHT_6717502021_U01_Z06.dgn

IA 175 RAMP A
TURNING MOVEMENTS

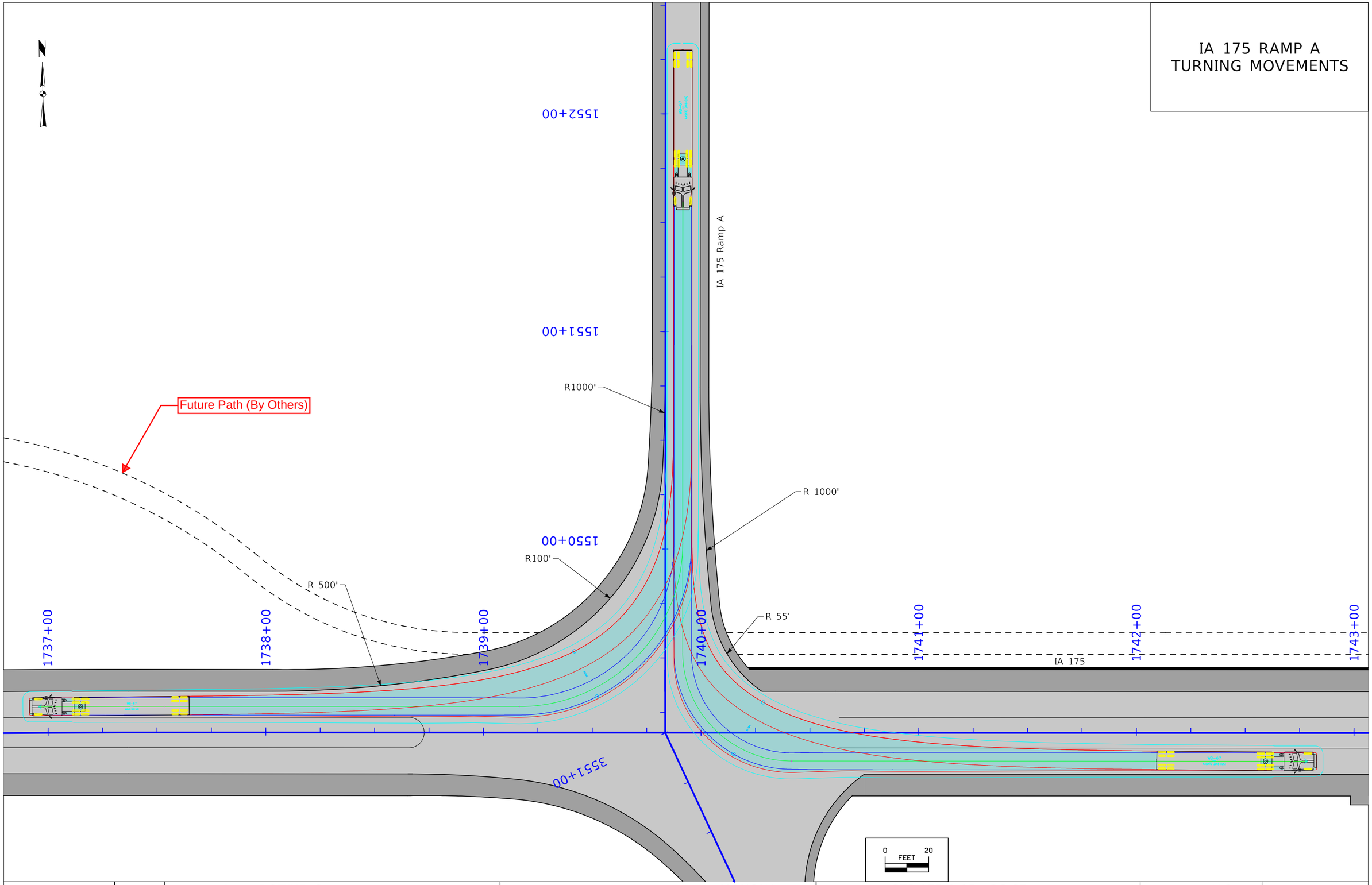

FILE NO.	ENGLISH	DESIGN TEAM Iowa DOT/HR Green	MONONA COUNTY	PROJECT NUMBER STP-175-1(95)--2C-67	SHEET NUMBER U.3

10:03:42 PM 8/10/2023 brycen.snell J:\2020\200200.15\CAD\Design\CADD_Files\Sheet_Files\SHT_6717502021_L01_Z06.dgn

Future Path (By Others)

1737+00
1738+00
1739+00
1740+00
1741+00
1742+00
1743+00

IA 175

3551+00

R 500'
R 125'
R 250'
R 65'
R 1000'

3550+00

IA 175 Ramp C

3549+00

3548+00

0 20
FEET

IA 175 RAMP C
TURNING MOVEMENTS

FILE NO.	ENGLISH	DESIGN TEAM Iowa DOT/HR Green	MONONA COUNTY	PROJECT NUMBER STP-175-1(95)--2C-67	SHEET NUMBER U.4

10:03:43 PM 8/10/2023 brycen.snell J:\2020\200200.15\CAD\Design\CADD_Files\Sheet_Files\SHT_6717502021_L01_Z06.dgn

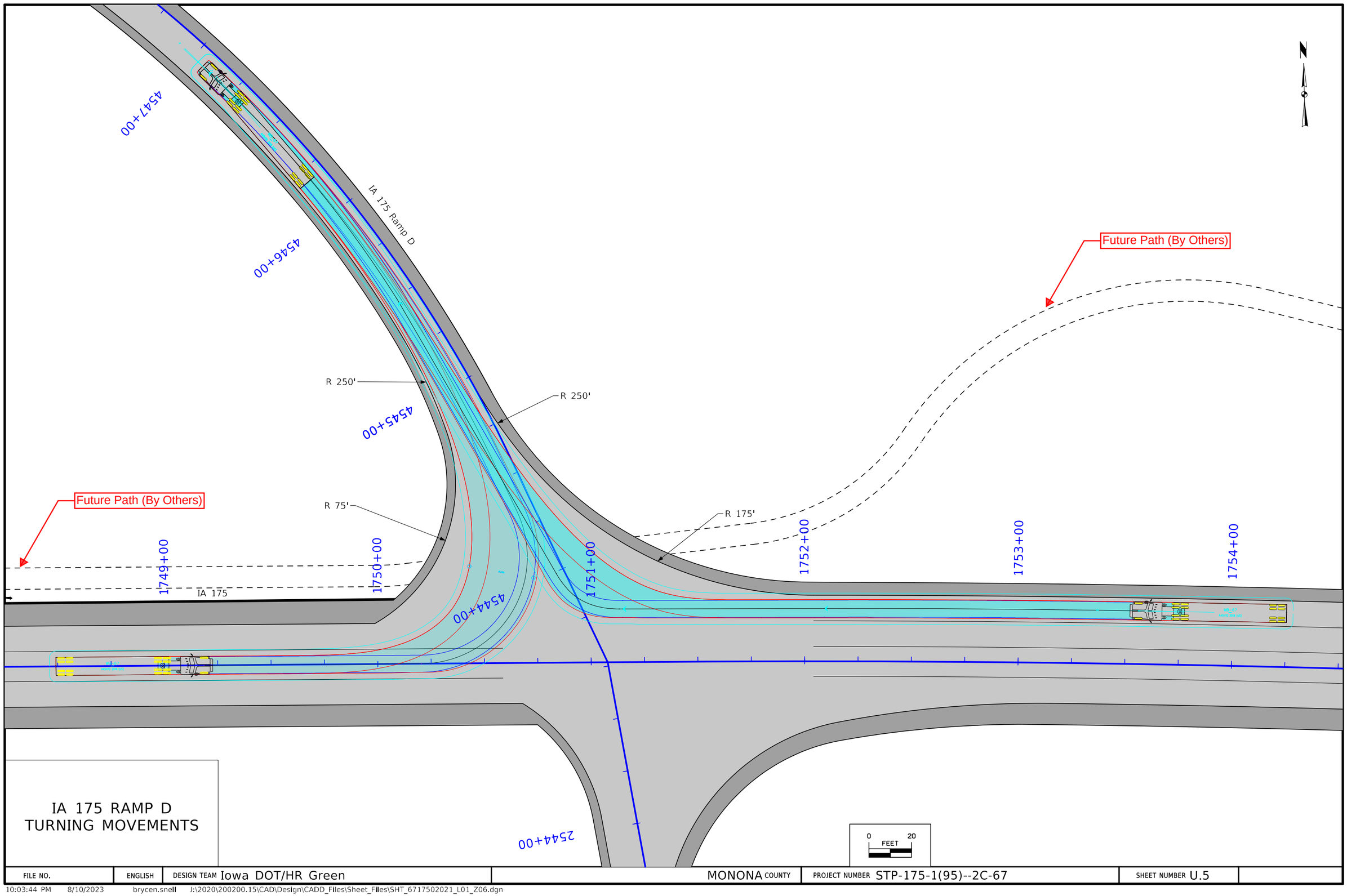

IA 175 RAMP D
TURNING MOVEMENTS

FILE NO.	ENGLISH	DESIGN TEAM Iowa DOT/HR Green	MONONA COUNTY	PROJECT NUMBER STP-175-1(95)--2C-67	SHEET NUMBER U.5

10:03:44 PM 8/10/2023 brycen.snell J:\2020\200200.15\CAD\Design\CADD_Files\Sheet_Files\SHT_6717502021_L01_Z06.dgn

Future Path (By Others)

1749+00

1750+00

1751+00

1752+00

1753+00

1754+00

IA 175

4544+00

2544+00

2543+00

2542+00

IA 175 Ramp B

R 80'

R 100'

R 500'

N

0 FEET 20

IA 175 RAMP B
TURNING MOVEMENTS

FILE NO.	ENGLISH	DESIGN TEAM Iowa DOT/HR Green	MONONA COUNTY	PROJECT NUMBER STP-175-1(95)--2C-67	SHEET NUMBER U.6

10:03:45 PM 8/10/2023 brycen.snell J:\2020\200200.15\CAD\Design\CADD_Files\Sheet_Files\SHT_6717502021_L01_Z06.dgn

Control Point: XXXX XX; N=XXXXXXX.XX, E=XXXXXXXX.XX, Elev. XXXX.X, XXXX

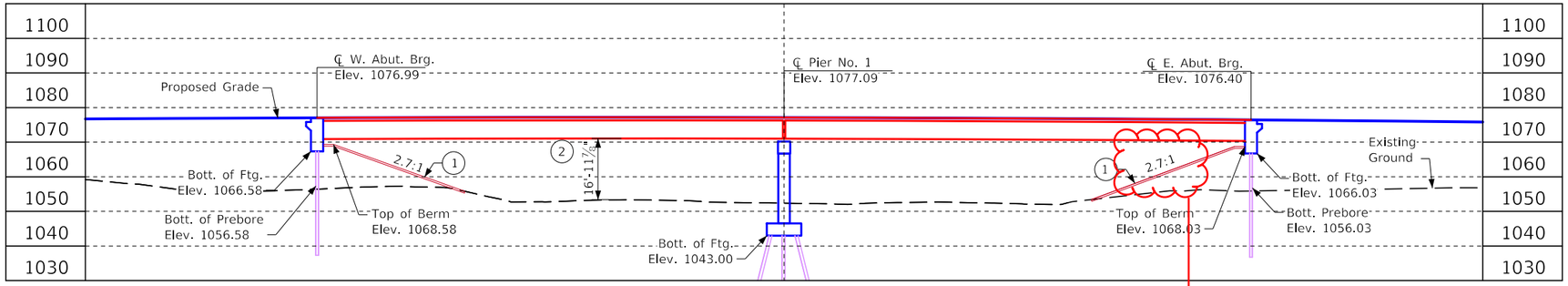

Section A - A (Longitudinal Section Along ℄ Approach Roadway)

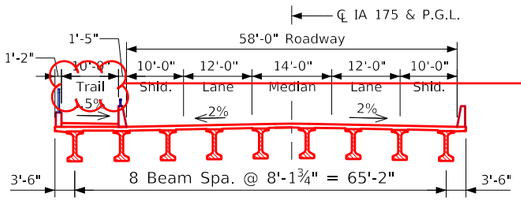

Typical Bridge Section

(Looking East)

① Macadam Stone Slope Protection - 6" thickness 2.5:1 max. slope normal to abutment
② Minimum Vertical Clearance
③ Minimum Horizontal Clearance - Measured from edge of traveled way to face of pier

Call something other than Trail. Multi-use path.

Check with Terracon on slope stability - from Linda

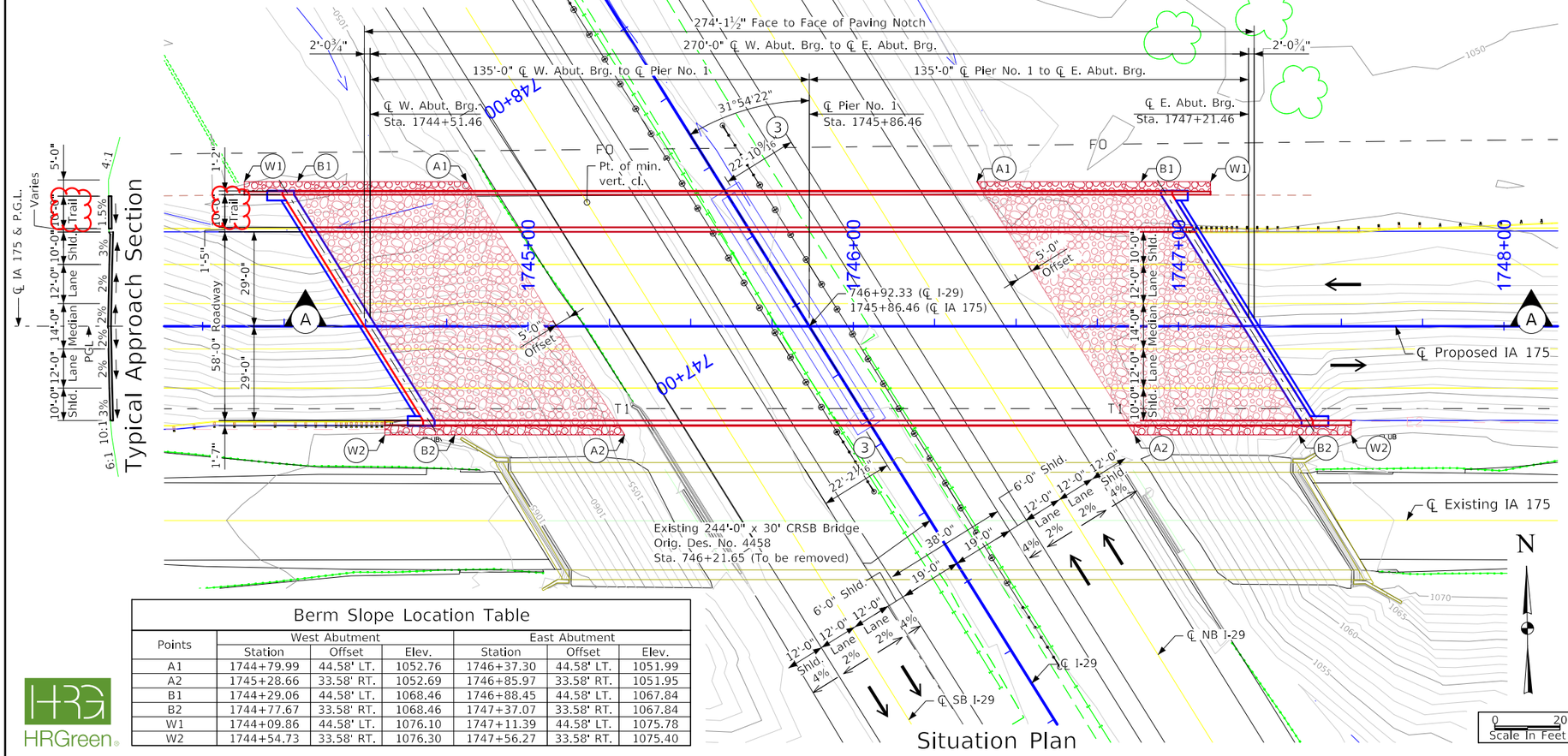

Situation Plan

Typical Approach Section

Berm Slope Location Table						
Points	West Abutment			East Abutment		
	Station	Offset	Elev.	Station	Offset	Elev.
A1	1744+79.99	44.58' LT.	1052.76	1746+37.30	44.58' LT.	1051.99
A2	1745+28.66	33.58' RT.	1052.69	1746+85.97	33.58' RT.	1051.95
B1	1744+29.06	44.58' LT.	1068.46	1746+88.45	44.58' LT.	1067.84
B2	1744+77.67	33.58' RT.	1068.46	1747+37.07	33.58' RT.	1067.84
W1	1744+09.86	44.58' LT.	1076.10	1747+11.39	44.58' LT.	1075.78
W2	1744+54.73	33.58' RT.	1076.30	1747+56.27	33.58' RT.	1075.40

HRGreen

2.20% -2.32%

VPI Sta. = 1745+50.00 VC = 1050'
VPI Elev. = 1083.10

Proposed Profile Grade IA 175

0.069%

VPI Sta. = 747+50.00
VPI Elev. = 1053.45
VC = 500'

Profile Grade I-29 SB

0.038%

VPI Sta. = 747+50.00
VPI Elev. = 1052.72
VC = 500'

Profile Grade I-29 NB

Minimum Vertical Clearance

S.B. I-29
Overhead Station = 1745+65.62, 38.08' Lt.
Overhead Elevation = 1076.57
Depth of Superstructure = 6.13'
Underpass Station = 747+60.70, 0' Lt.
Underpass Elevation 1053.46
Minimum Vertical Clearance = 16.99'

N.B. I-29
Overhead Station = 1746+54.61, 38.08' Lt.
Overhead Elevation = 1076.29
Depth of Superstructure = 6.13'
Underpass Station = 747+13.74, 0' Lt.
Underpass Elevation 1052.71
Minimum Vertical Clearance = 17.46'

I-29 Traffic Est.

20XX AADT XX,XXX V.P.D.
20XX AADT XXX,XXX V.P.D.
20XX DHV XX,XXX V.P.H.
Trucks XX %
Total
Design ESALs ---

IA 175 Traffic Est.

2026 AADT 3,700 V.P.D.
2046 AADT 4,600 V.P.D.
2056 AADT 5,200 V.P.D.
2046 DHV 480 V.P.H.
Trucks 16 %
Total
Design ESALs ---

Location

IA 175 Over I-29
In City of Onawa
T-83N R-45-W
Sections 6 & 7
Franklin Township
Monona County
FHWA No. XXXXXX
Latitude XX.XXXXXX°
Longitude -XX.XXXXXX°

Utilities Legend

F0 - Fiber - Unknown
T1 - Telephone - Unknown
E2 - E2 - Unknown
Utilities shown on this sheet are for information only, see Road Design sheets for final utility information.

Design Notes

1. MASH (44") single sloped bridge railing proposed.
2. Pier type - t-pier - 4'-6" width assumed
3. Collision requirements shall be evaluated during Final design.
4. Bridge aesthetics to be incorporated during Final design.
5. Verticle clearance calculated using 8½" deck thickness.
6. Top of bridge deck crown (CR) 0.03 ft. below profile grade.
7. Beam Type - BTE
8. Non-Standard 3'-6" integral abutment used.

Preliminary

Design For 31°54'22" Skew (R.A.)

270'-0" x 58'-0" Pretension. Prestress. Concrete Beam Bridge w/ 10' Trail

135'-0" End Spans (BTE Beams)

Situation Plan

STA. 1745+86.46 (IA 175)

Turn-in Date: August 2023

Monona County

IOWA DEPARTMENT OF TRANSPORTATION

Design No. 0126 Design Sheet No. 1 of 1 FHWA No. XXXXXX

FILE NO.	ENGLISH	DESIGN TEAM HR Green, Inc.	Monona COUNTY	PROJECT NUMBER STP-175-1(95)--2C-67	SHEET NUMBER V.1

9:30:56 PM 8/10/2023 mallenb \\hrgreen.com\HRG\Data\2020\200200.15\CAD\Bridge\(96)_Bridge-Unspecified\SHT_67175096_126_FHWANO_Z08.dgn 670126s001 [Sheet] 11x17_pdf.pltcfg

CROSS SECTION VIEW COLOR LEGEND

Design Color No.	Feature
Aggregate	
(64)	Choke Stone
(42)	Engineering Fabric
(8)	Flooded Backfill
(92)	Macadam Stone
(20)	Modified
(12)	Plowing Shaping
(14)	Porous Backfill
(8)	Revetment Class A
(6)	Revetment Class B
(62)	Revetment Class C
(188)	Revetment Class D
(28)	Revetment Class E
(12)	Shoulder Special Backfill
(12)	Special Backfill
(20)	Subbase
(20)	Subbase Lower
(20)	Subbase Upper
(118)	Subgrade Treatment
Asphalt	
(207)	HMA Base Course
(207)	HMA Interim Course
(207)	HMA Surface Course
Concrete	
(0)	Barrier Concrete
(0)	Barrier Concrete Footing
(0)	Curb Gutter
(48)	Flowable Mortar
(0)	Median Concrete
(0)	PCC Pavement
(0)	Sidewalk
Shoulder	
(209)	Shoulder HMA
(0)	Shoulder PCC
(6)	Shoulder Granular
Existing	
(0)	Existing Pavement
Structural	
(112)	Noise Wall
(112)	Noise Wall Footing
(112)	Retaining Wall Back
(112)	Retaining Wall Back Excavate
(112)	Retaining Wall Face
(112)	Retaining Wall Front Excavate
(112)	Retaining Wall Front Footing
(112)	Retaining Wall MSE Gutter
(112)	Retaining Wall Reinforced Earth
Grading	
(8)	Behind Curb Cut
(6)	Granular
(13)	Granular Back Fill
(48)	Rock Undercut
(8)	Shoulder Earth Fill
(2)	Side Slopes
(226)	Side Slopes Dressing
Substrata	
(128)	Boulder Substrata
(48)	Broken Weathered Substrata
(3)	Core Out Substrata
(203)	Existing Pavement Substrata
(6)	Loam Substrata
(80)	Rock Substrata
(4)	Select Sand Substrata
(3)	Shale Substrata
(10)	Topsoil Substrata
Unsuitable / Waste	
(3)	Unsuitable Type A
(13)	Unsuitable Type B
(11)	Unsuitable Type C
(3)	Waste

CROSS SECTIONS
LEGEND AND INFORMATION SHEET

(COVERS SHEET SERIES W, X, Y, & Z)

I-29 NB

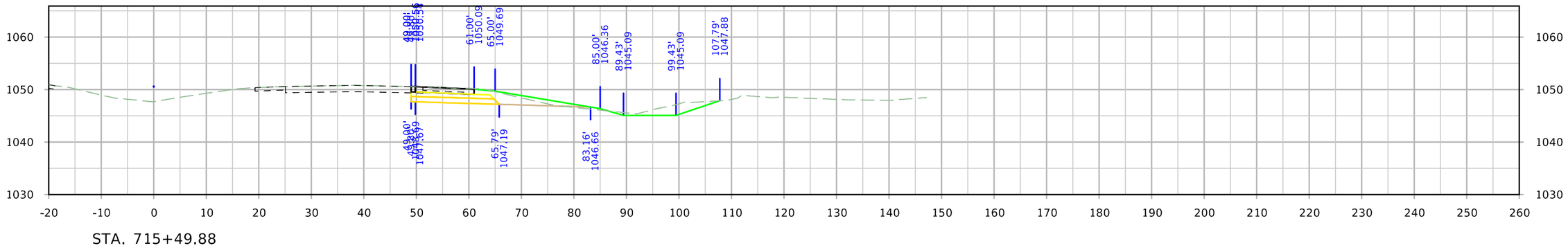

STA. 715+49.88

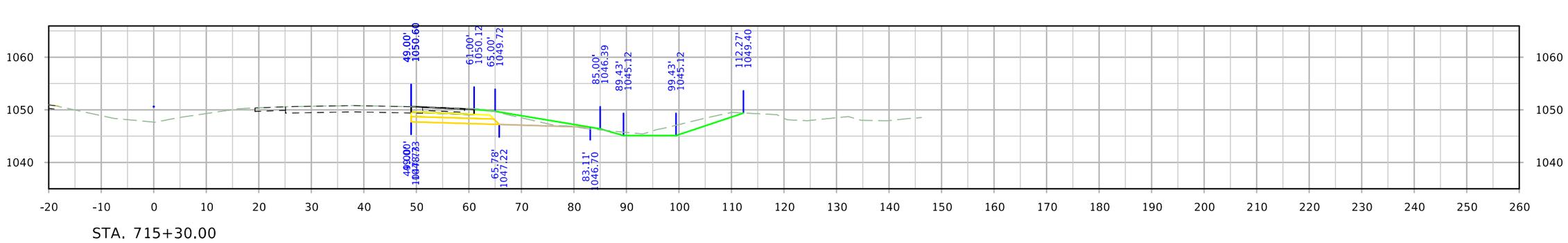

STA. 715+30.00

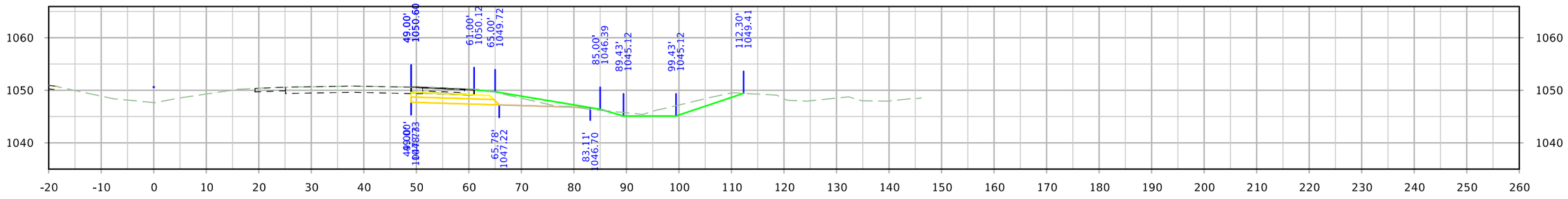

STA. 715+29.76

FILE NO.	ENGLISH	DESIGN TEAM Iowa DOT/HR Green	MONONA COUNTY	PROJECT NUMBER STP-175-1(95)--2C-67	SHEET NUMBER W.2

9:59:51 PM 8/10/2023 nbuckin \\hrgreen.com\hrg\Data\2020\200200.15\CAD\Design\CADD_Files\Sheet_Files\SHT_6717502021_W01_Z06.dgn

I-29 NB

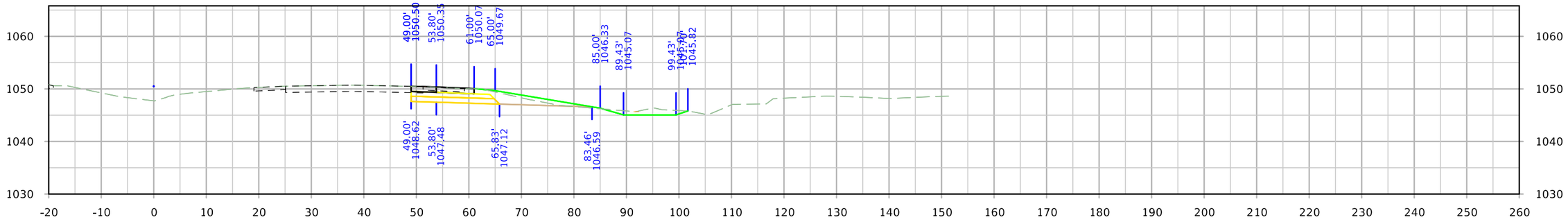

STA. 716+50.00

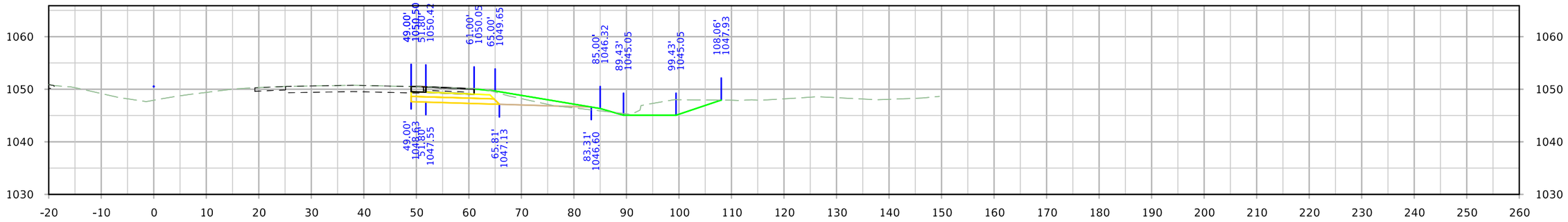

STA. 716+00.00

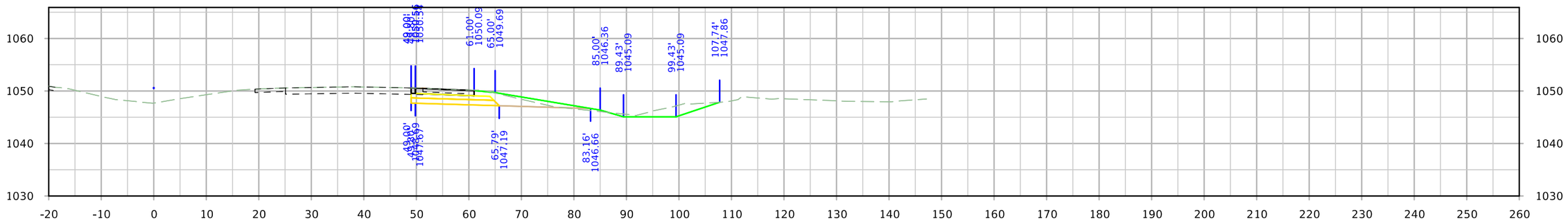

STA. 715+50.00

FILE NO.	ENGLISH	DESIGN TEAM Iowa DOT/HR Green	MONONA COUNTY	PROJECT NUMBER STP-175-1(95)--2C-67	SHEET NUMBER W.3

9:59:52 PM 8/10/2023 nbuckin \\hrgreen.com\hrg\Data\2020\200200.15\CAD\Design\CADD_Files\Sheet_Files\SHT_6717502021_W01_Z06.dgn

I-29 NB

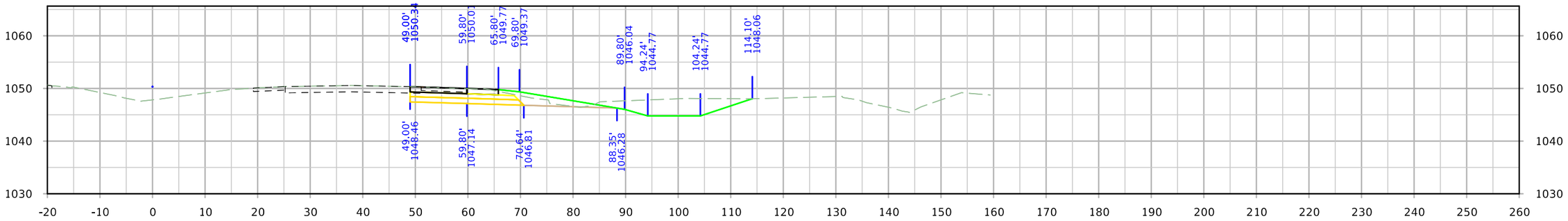

STA. 718+00.00

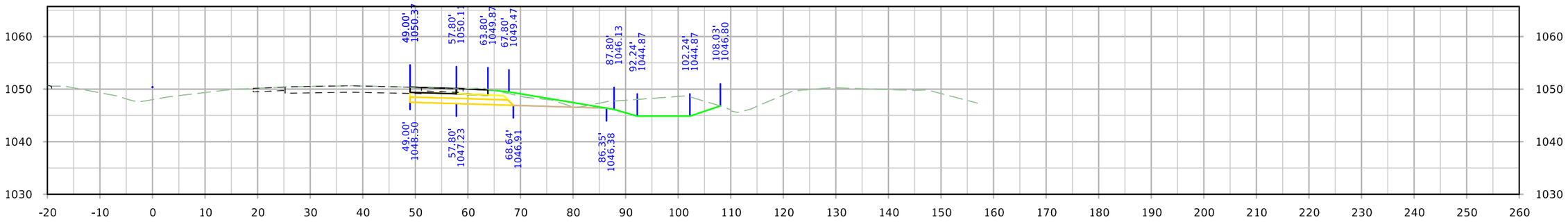

STA. 717+50.00

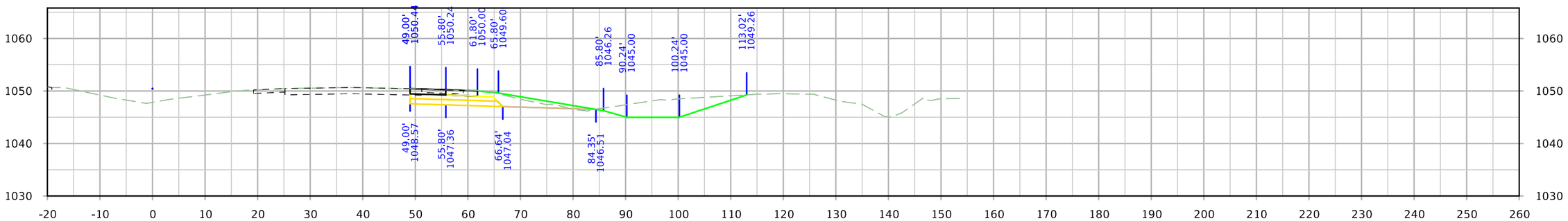

STA. 717+00.00

FILE NO.	ENGLISH	DESIGN TEAM Iowa DOT/HR Green	MONONA COUNTY	PROJECT NUMBER STP-175-1(95)--2C-67	SHEET NUMBER W.4

9:59:53 PM 8/10/2023 nbuckin \\hrgreen.com\hrg\Data\2020\200200.15\CAD\Design\CADD_Files\Sheet_Files\SHT_6717502021_W01_Z06.dgn

I-29 NB

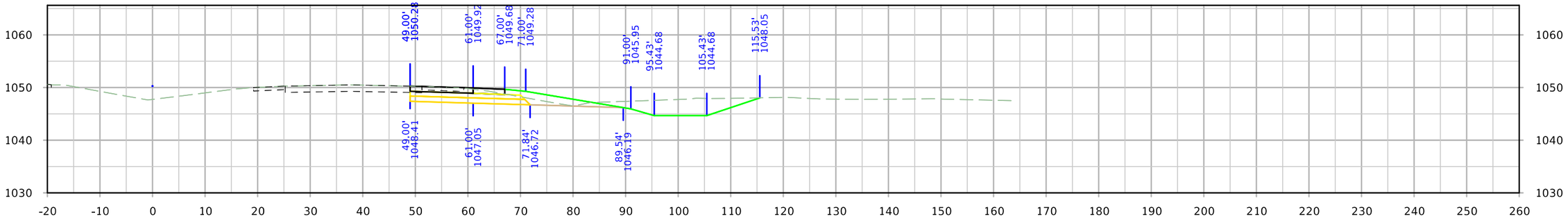

STA. 719+00.00

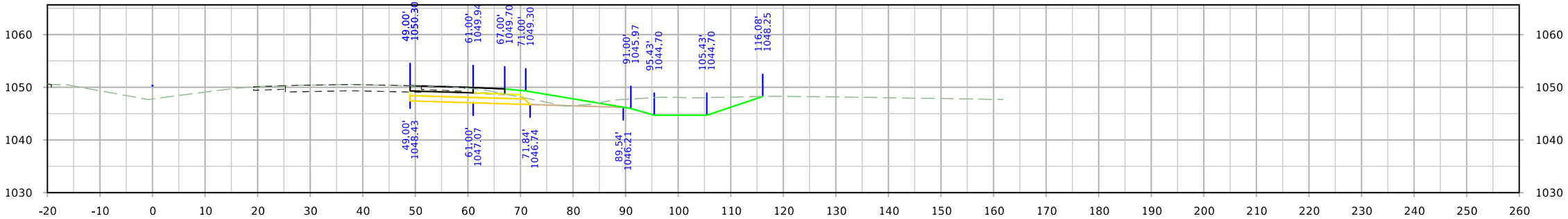

STA. 718+50.00

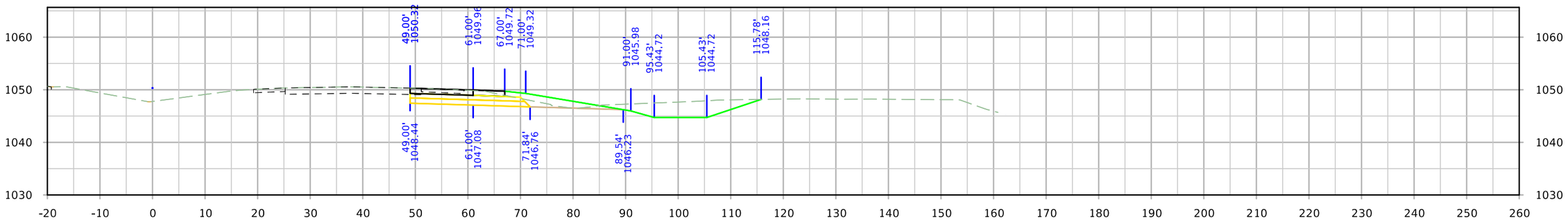

STA. 718+30.00

FILE NO.	ENGLISH	DESIGN TEAM Iowa DOT/HR Green	MONONA COUNTY	PROJECT NUMBER STP-175-1(95)--2C-67	SHEET NUMBER W.5

9:59:55 PM 8/10/2023 nbuckin \\hrgreen.com\hrg\Data\2020\200200.15\CAD\Design\CADD_Files\Sheet_Files\SHT_6717502021_W01_Z06.dgn

I-29 NB

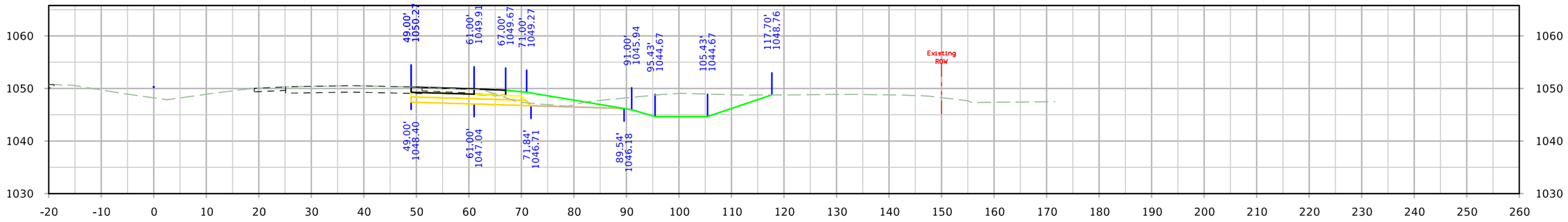

STA. 720+50.00

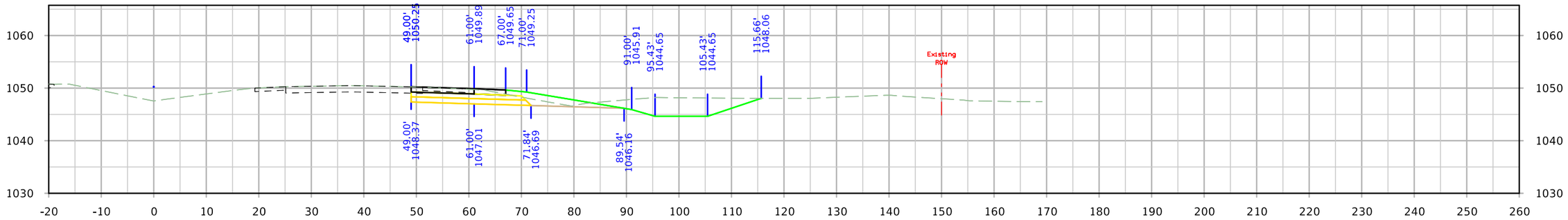

STA. 720+00.00

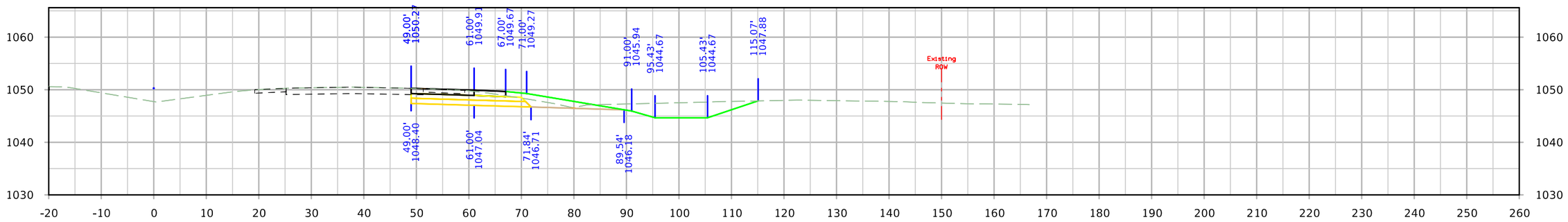

STA. 719+50.00

FILE NO.	ENGLISH	DESIGN TEAM Iowa DOT/HR Green	MONONA COUNTY	PROJECT NUMBER STP-175-1(95)--2C-67	SHEET NUMBER W.6	

9:59:56 PM 8/10/2023 nbuckin \\hrgreen.com\hrg\Data\2020\200200.15\CAD\Design\CADD_Files\Sheet_Files\SHT_6717502021_W01_Z06.dgn

I-29 NB

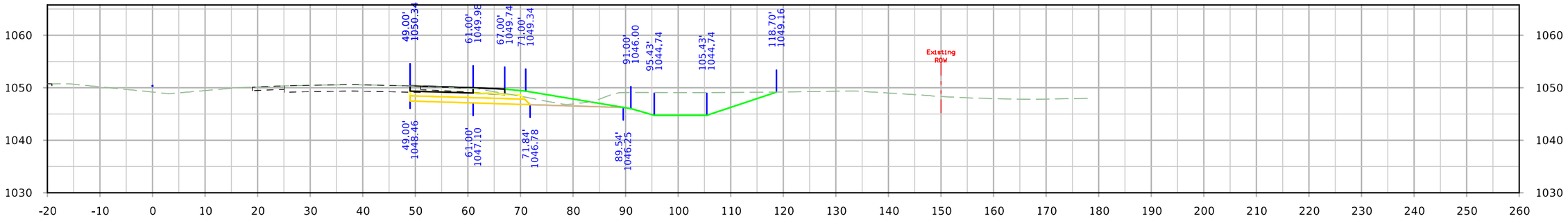

STA. 722+00.00

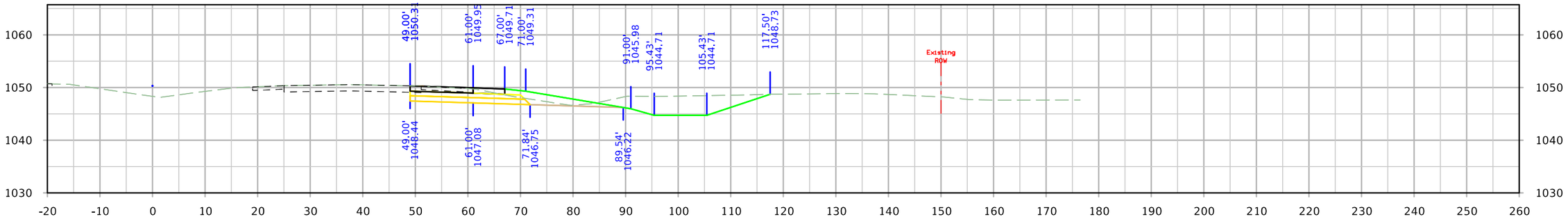

STA. 721+50.00

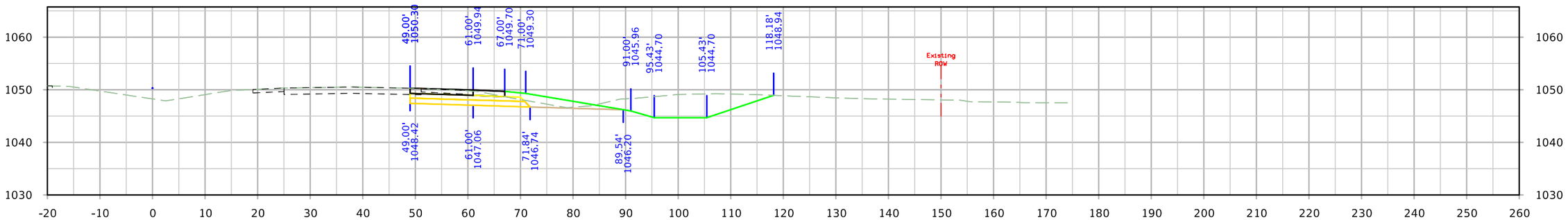

STA. 721+00.00

FILE NO.	ENGLISH	DESIGN TEAM Iowa DOT/HR Green	MONONA COUNTY	PROJECT NUMBER STP-175-1(95)--2C-67	SHEET NUMBER W.7

9:59:57 PM 8/10/2023 nbuckin \\hrgreen.com\hrg\Data\2020\200200.15\CAD\Design\CADD_Files\Sheet_Files\SHT_6717502021_W01_Z06.dgn

I-29 NB

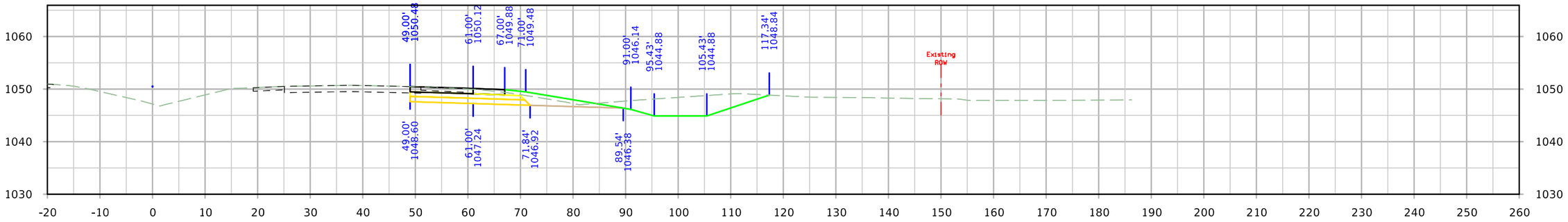

STA. 723+50.00

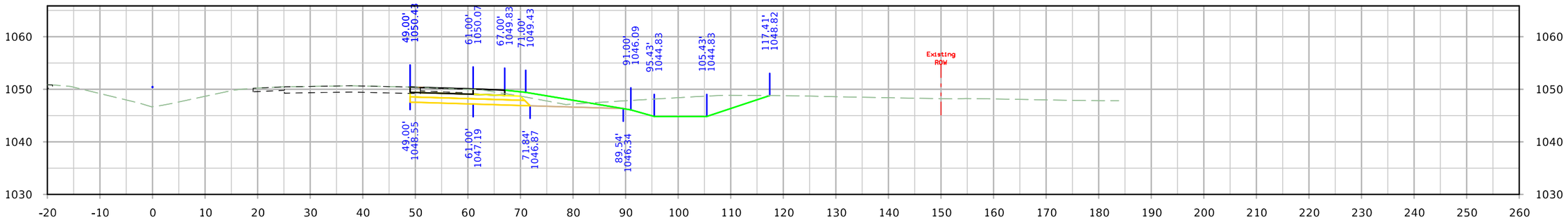

STA. 723+00.00

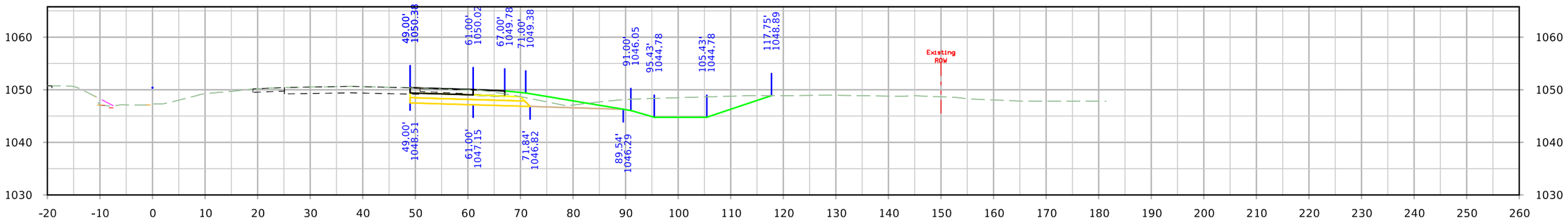

STA. 722+50.00

FILE NO.	ENGLISH	DESIGN TEAM Iowa DOT/HR Green	MONONA COUNTY	PROJECT NUMBER STP-175-1(95)--2C-67	SHEET NUMBER W.8

9:59:59 PM 8/10/2023 nbuckin \\hrgreen.com\hrg\Data\2020\200200.15\CAD\Design\CADD_Files\Sheet_Files\SHT_6717502021_W01_Z06.dgn

I-29 NB

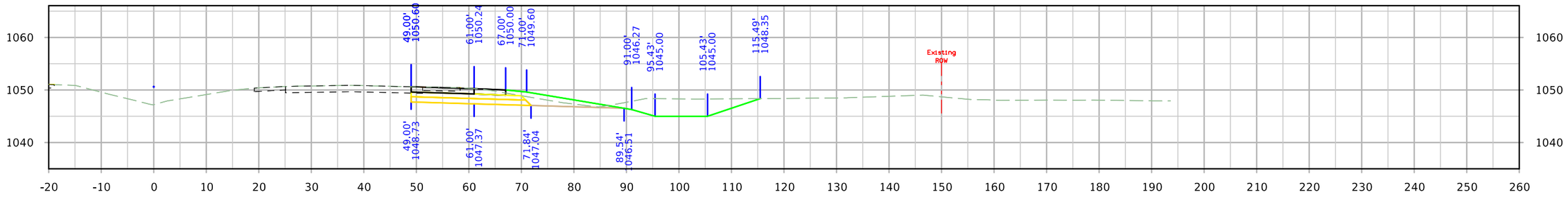

STA. 725+00.00

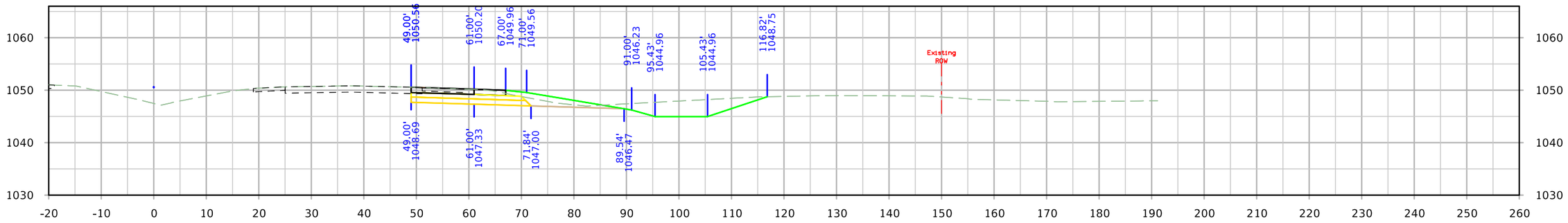

STA. 724+50.00

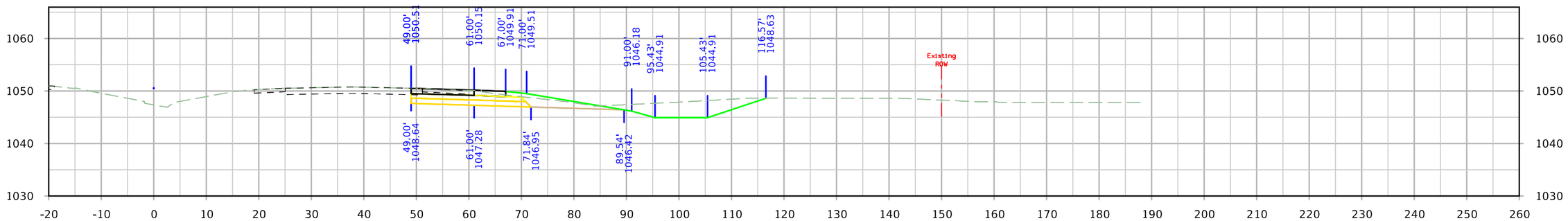

STA. 724+00.00

FILE NO.	ENGLISH	DESIGN TEAM Iowa DOT/HR Green	MONONA COUNTY	PROJECT NUMBER STP-175-1(95)--2C-67	SHEET NUMBER W.9	

10:00:00 PM 8/10/2023 nbuckin \\hrgreen.com\hrg\Data\2020\200200.15\CAD\Design\CADD_Files\Sheet_Files\SHT_6717502021_W01_Z06.dgn

I-29 NB

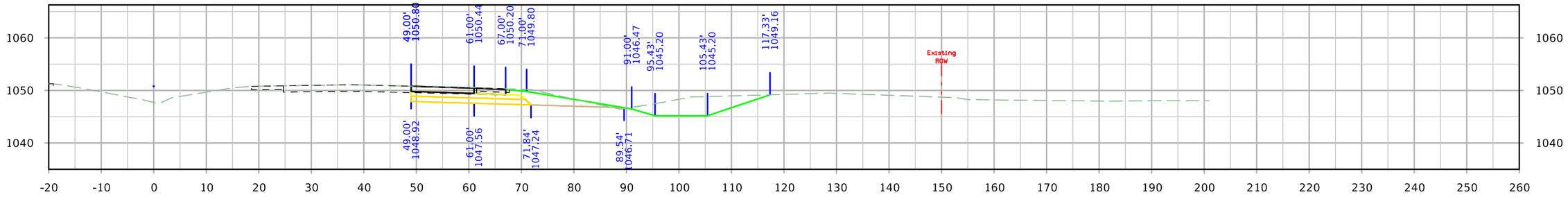

STA. 726+50.00

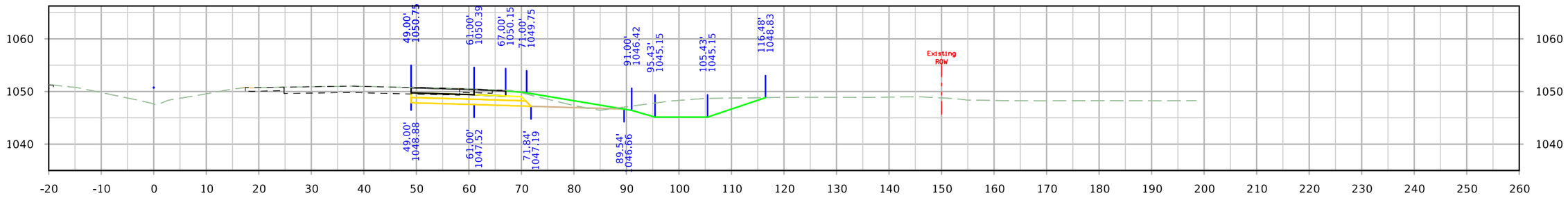

STA. 726+00.00

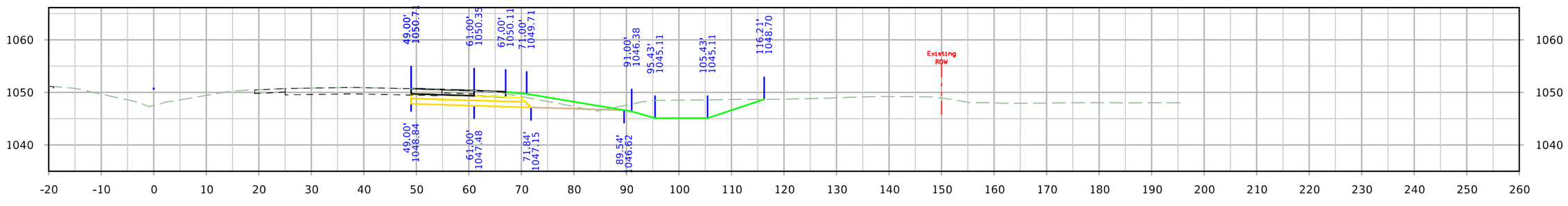

STA. 725+50.00

FILE NO.	ENGLISH	DESIGN TEAM Iowa DOT/HR Green	MONONA COUNTY	PROJECT NUMBER STP-175-1(95)--2C-67	SHEET NUMBER W.10

10:00:02 PM 8/10/2023 nbuckin \\hrgreen.com\hrg\Data\2020\200200.15\CAD\Design\CADD_Files\Sheet_Files\SHT_6717502021_W01_Z06.dgn

I-29 NB

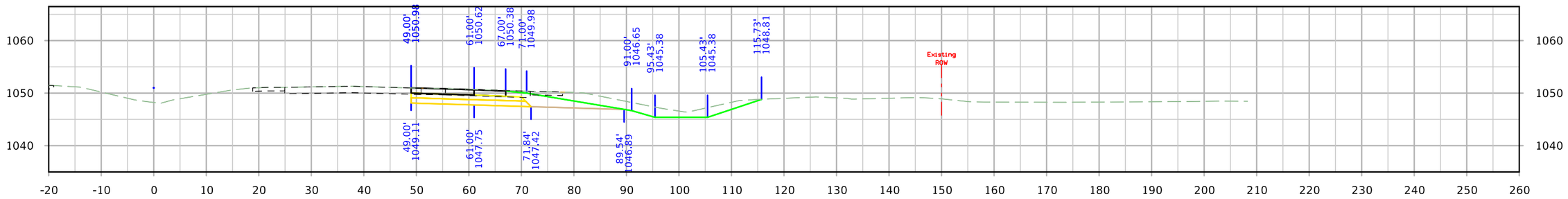

STA. 728+00.00

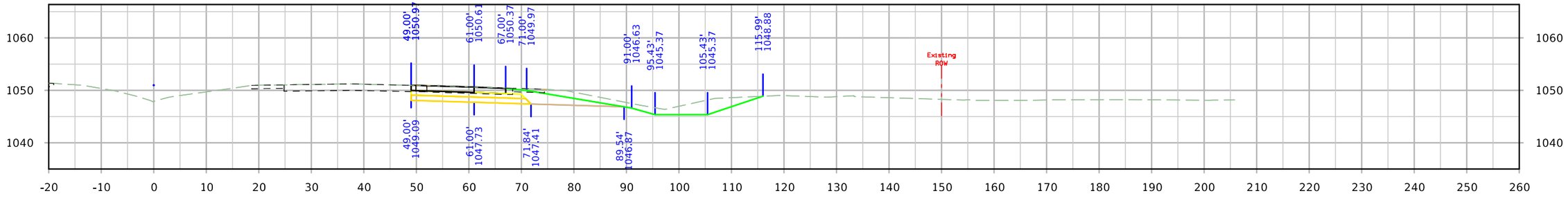

STA. 727+50.00

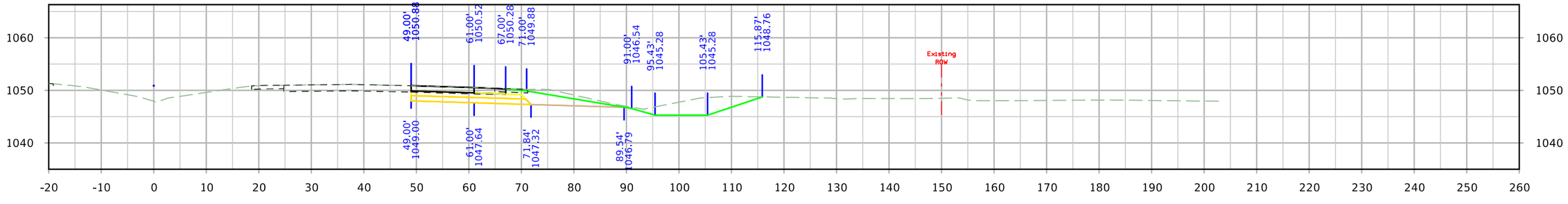

STA. 727+00.00

FILE NO.	ENGLISH	DESIGN TEAM Iowa DOT/HR Green	MONONA COUNTY	PROJECT NUMBER STP-175-1(95)--2C-67	SHEET NUMBER W.11

10:00:03 PM 8/10/2023 nbuckin \\hrgreen.com\hrg\Data\2020\200200.15\CAD\Design\CADD_Files\Sheet_Files\SHT_6717502021_W01_Z06.dgn

I-29 NB

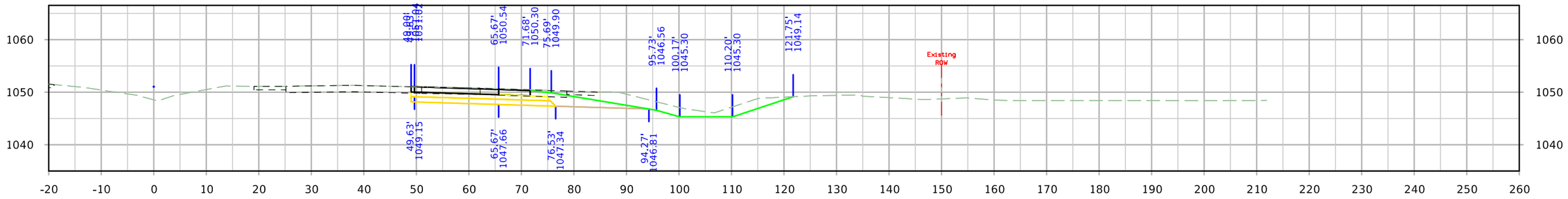

STA. 729+00.00

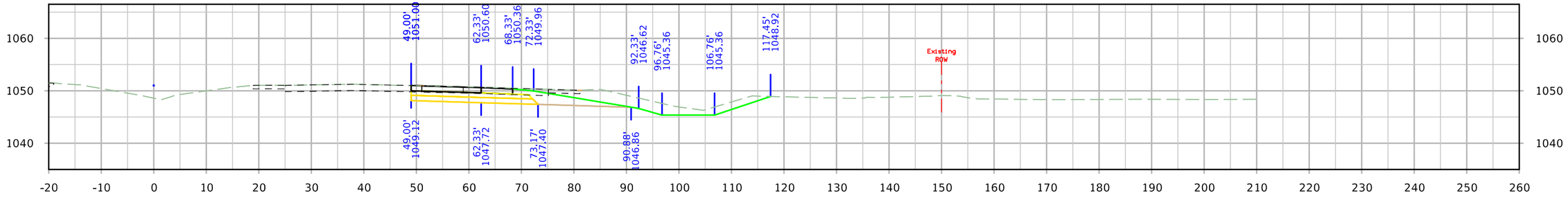

STA. 728+50.00

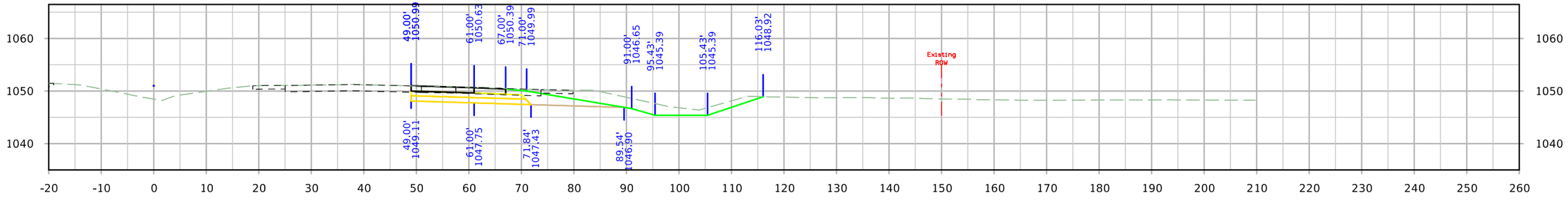

STA. 728+30.00

FILE NO.	ENGLISH	DESIGN TEAM Iowa DOT/HR Green	MONONA COUNTY	PROJECT NUMBER STP-175-1(95)--2C-67	SHEET NUMBER W.12

10:00:06 PM 8/10/2023 nbuckin \\hrgreen.com\hrg\Data\2020\200200.15\CAD\Design\CADD_Files\Sheet_Files\SHT_6717502021_W01_Z06.dgn

I-29 NB

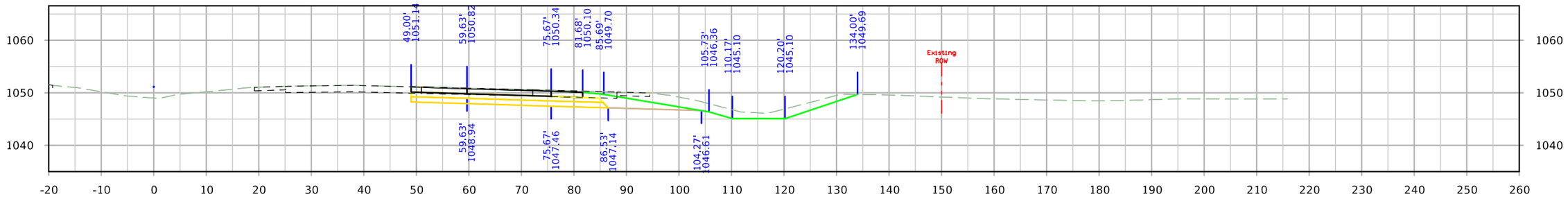

STA. 730+50.00

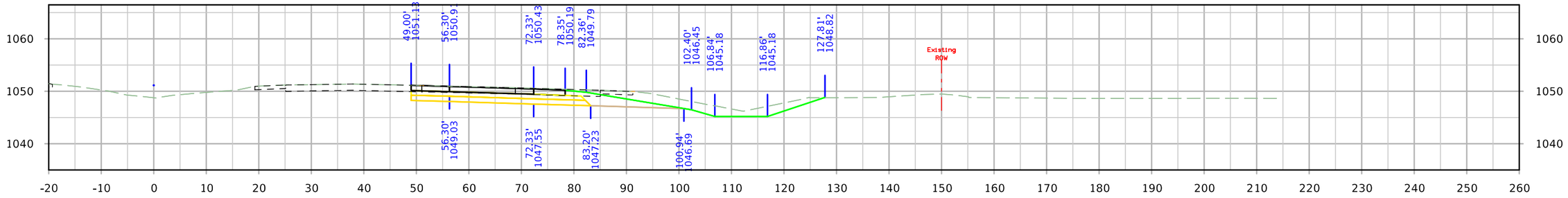

STA. 730+00.00

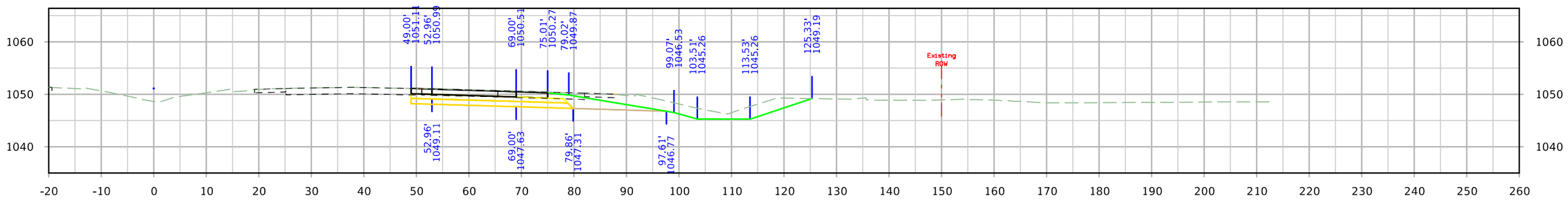

STA. 729+50.00

FILE NO.	ENGLISH	DESIGN TEAM Iowa DOT/HR Green	MONONA COUNTY	PROJECT NUMBER STP-175-1(95)--2C-67	SHEET NUMBER W.13

10:00:08 PM 8/10/2023 nbuckin \\hrgreen.com\hrg\Data\2020\200200.15\CAD\Design\CADD_Files\Sheet_Files\SHT_6717502021_W01_Z06.dgn

I-29 NB

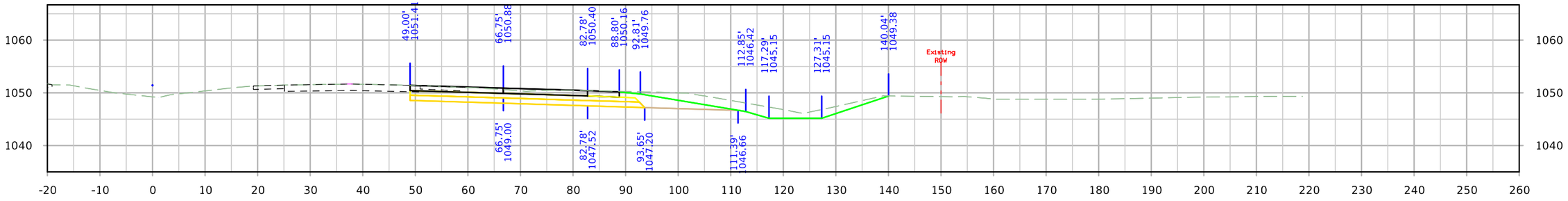

STA. 731+56.75

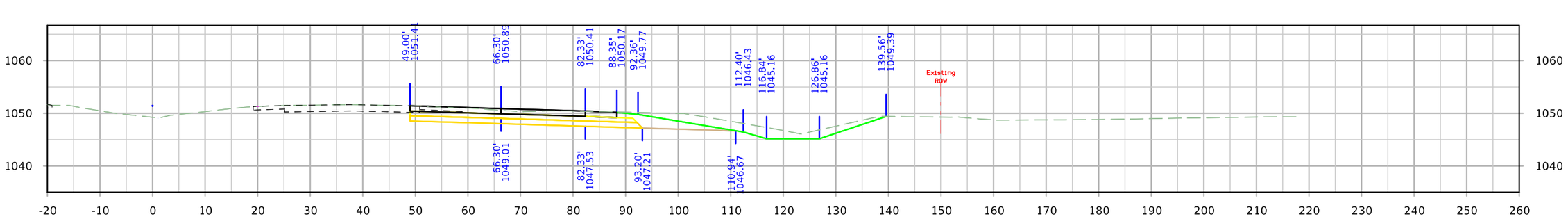

STA. 731+50.00

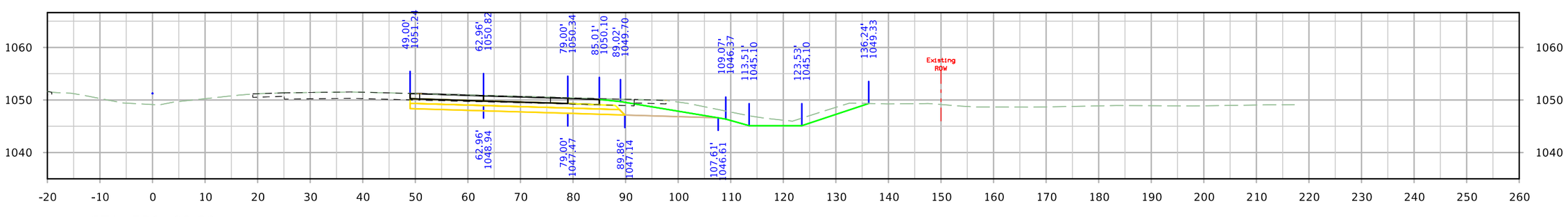

STA. 731+00.00

FILE NO.	ENGLISH	DESIGN TEAM Iowa DOT/HR Green	MONONA COUNTY	PROJECT NUMBER STP-175-1(95)--2C-67	SHEET NUMBER W.14

10:00:09 PM 8/10/2023 nbuckin \\hrgreen.com\hrg\Data\2020\200200.15\CAD\Design\CADD_Files\Sheet_Files\SHT_6717502021_W01_Z06.dgn

I-29 NB

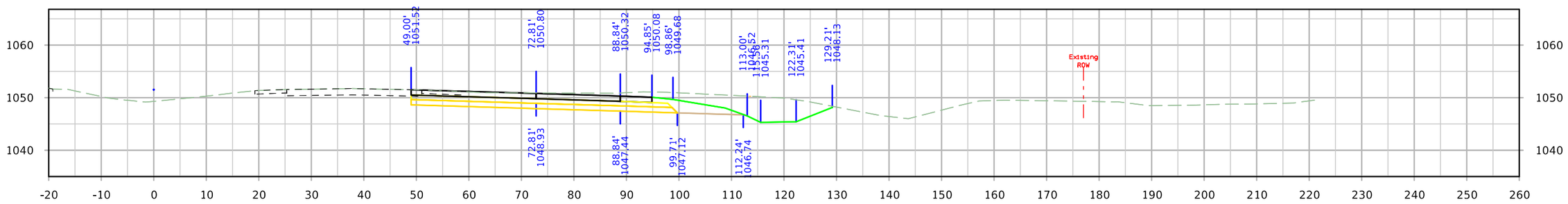

STA. 732+47.61

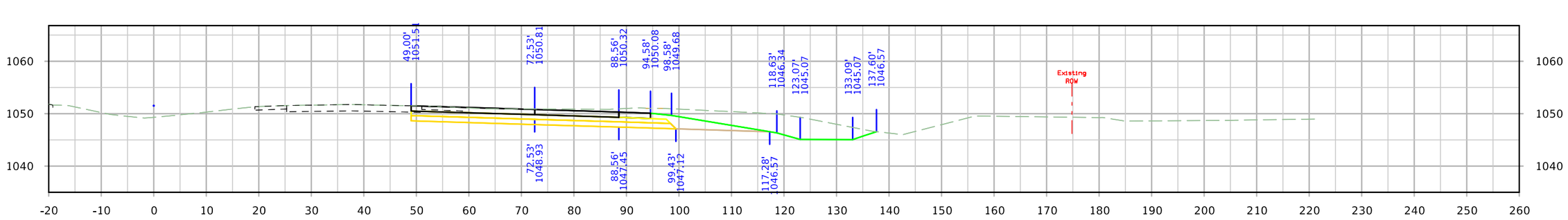

STA. 732+43.44

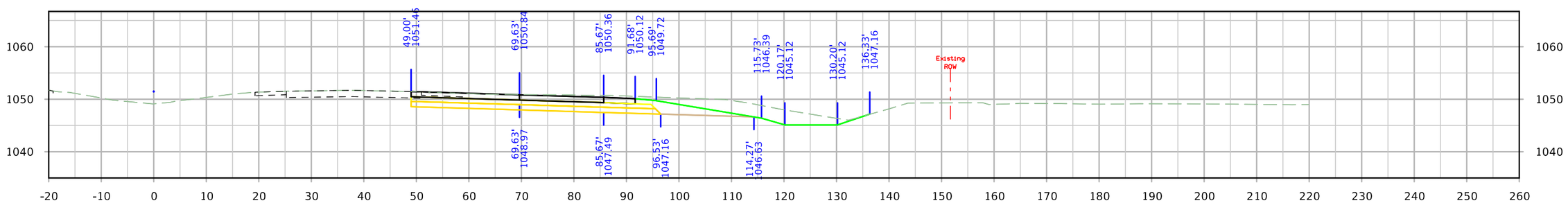

STA. 732+00.00

FILE NO.	ENGLISH	DESIGN TEAM Iowa DOT/HR Green	MONONA COUNTY	PROJECT NUMBER STP-175-1(95)--2C-67	SHEET NUMBER W.15

10:00:11 PM 8/10/2023 nbuckin \\hrgreen.com\hrg\Data\2020\200200.15\CAD\Design\CADD_Files\Sheet_Files\SHT_6717502021_W01_Z06.dgn

I-29 NB

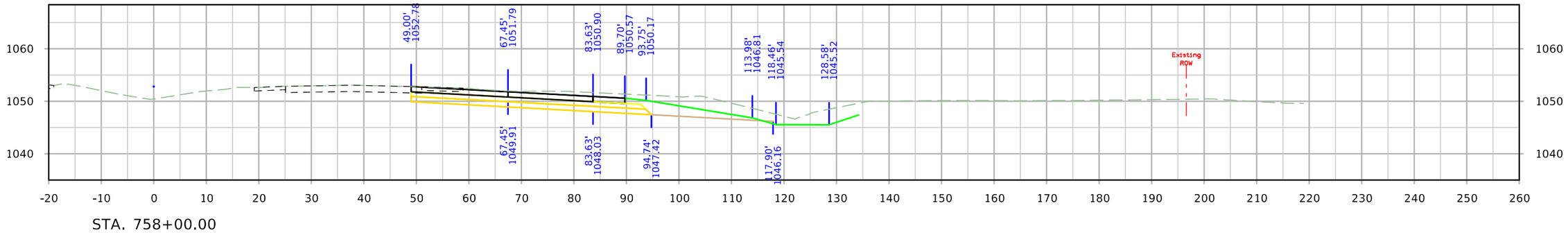

STA. 758+00.00

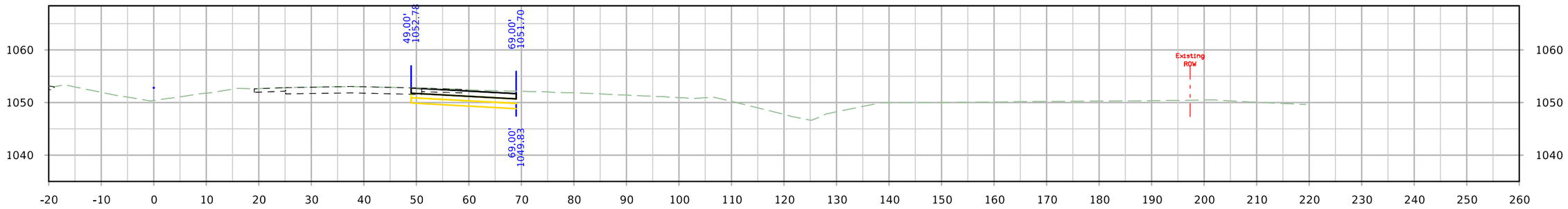

STA. 757+89.85

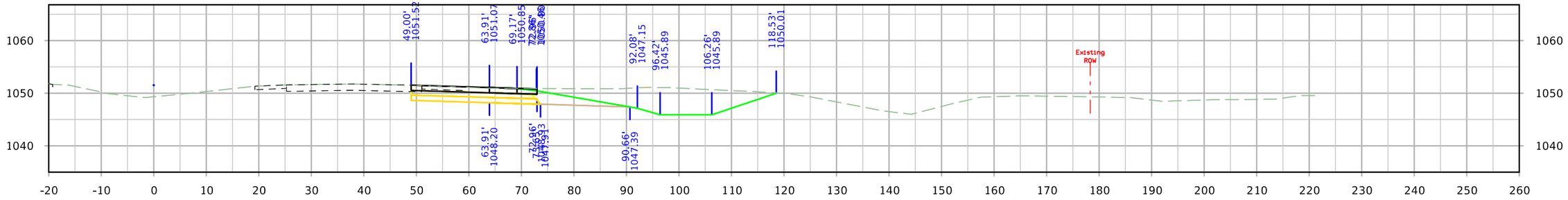

STA. 732+50.00

FILE NO.	ENGLISH	DESIGN TEAM Iowa DOT/HR Green	MONONA COUNTY	PROJECT NUMBER STP-175-1(95)--2C-67	SHEET NUMBER W.16

10:00:13 PM 8/10/2023 nbuckin \\hrgreen.com\hrg\Data\2020\200200.15\CAD\Design\CADD_Files\Sheet_Files\SHT_6717502021_W01_Z06.dgn

I-29 NB

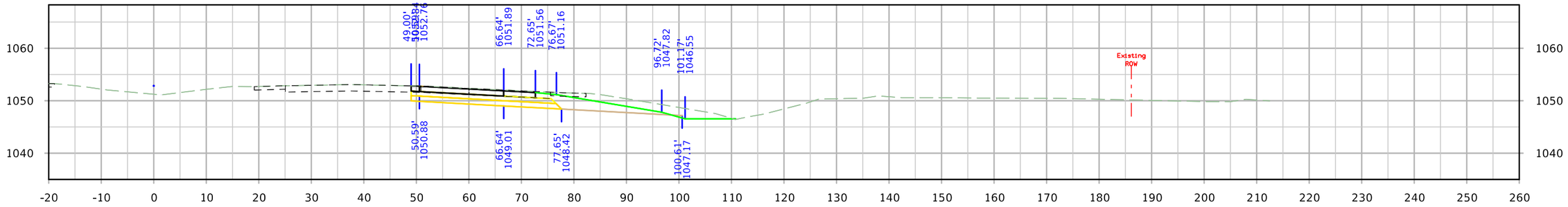

STA. 759+50.00

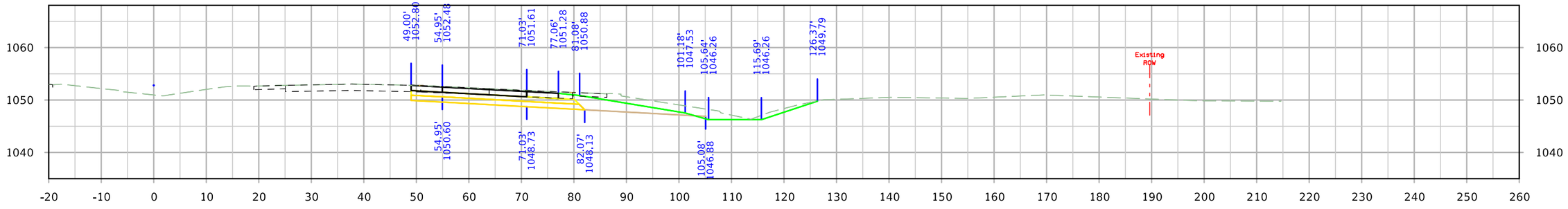

STA. 759+00.00

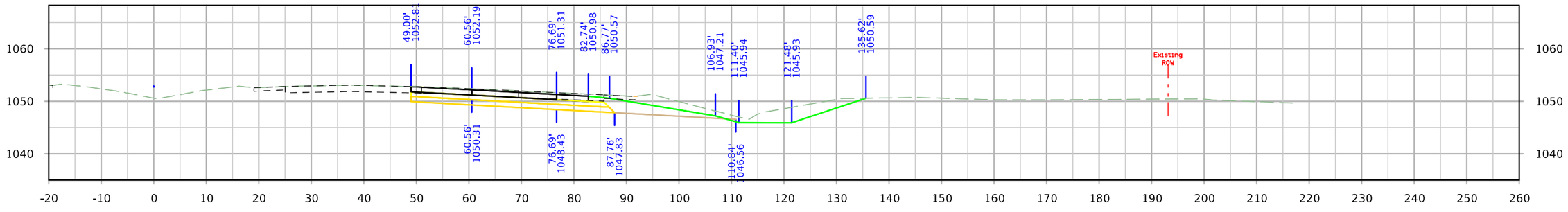

STA. 758+50.00

FILE NO.	ENGLISH	DESIGN TEAM Iowa DOT/HR Green	MONONA COUNTY	PROJECT NUMBER STP-175-1(95)--2C-67	SHEET NUMBER W.17

10:00:15 PM 8/10/2023 nbuckin \\hrgreen.com\hrg\Data\2020\200200.15\CAD\Design\CADD_Files\Sheet_Files\SHT_6717502021_W01_Z06.dgn

I-29 NB

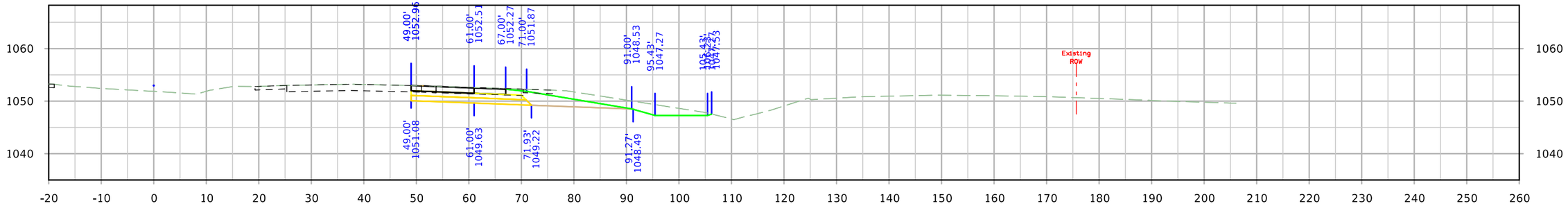

STA. 761+00.00

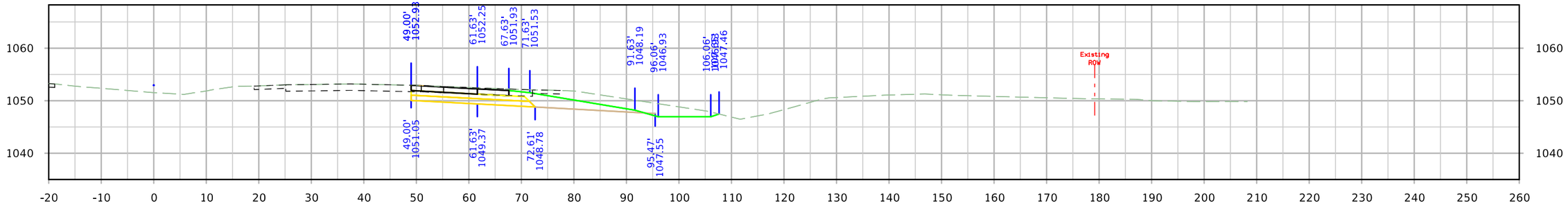

STA. 760+50.00

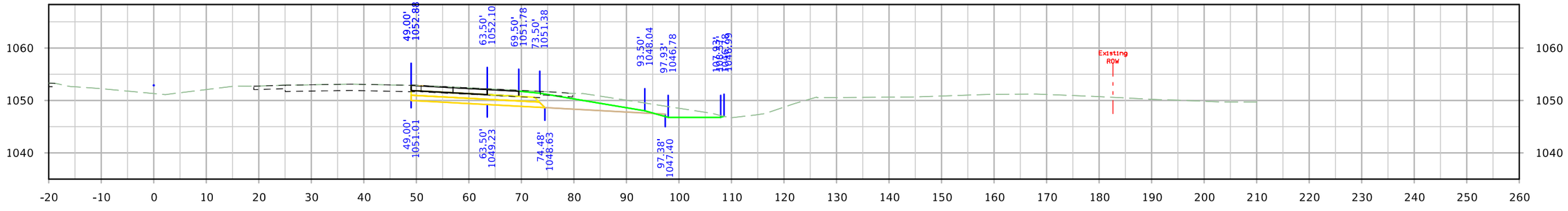

STA. 760+00.00

FILE NO.	ENGLISH	DESIGN TEAM Iowa DOT/HR Green	MONONA COUNTY	PROJECT NUMBER STP-175-1(95)--2C-67	SHEET NUMBER W.18

10:00:17 PM 8/10/2023 nbuckin \\hrgreen.com\hrg\Data\2020\200200.15\CAD\Design\CADD_Files\Sheet_Files\SHT_6717502021_W01_Z06.dgn

I-29 NB

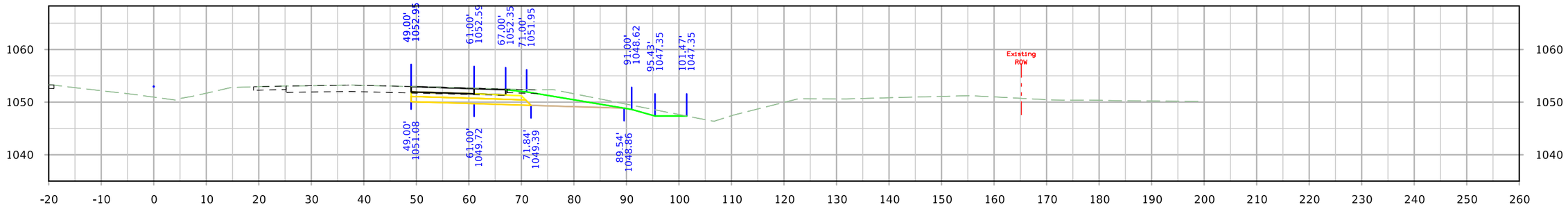

STA. 762+50.00

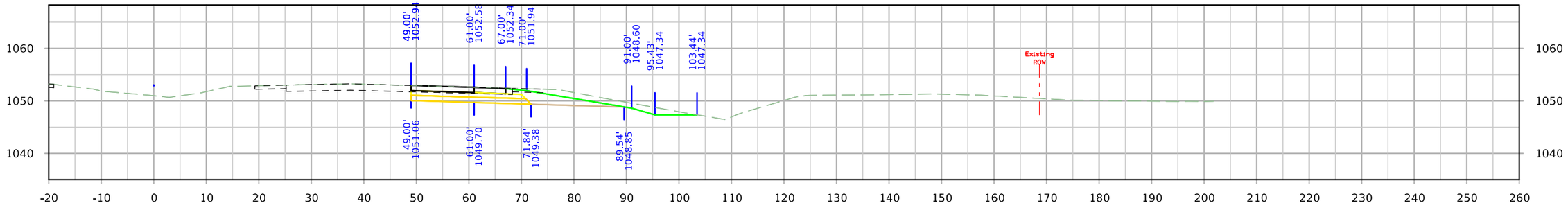

STA. 762+00.00

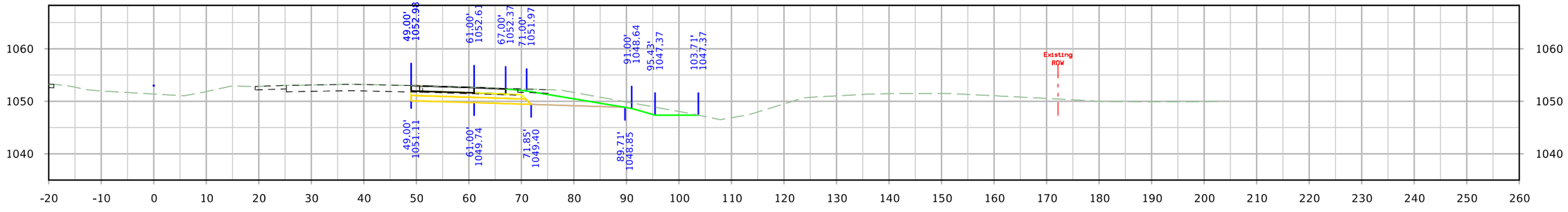

STA. 761+50.00

FILE NO.	ENGLISH	DESIGN TEAM Iowa DOT/HR Green	MONONA COUNTY	PROJECT NUMBER STP-175-1(95)--2C-67	SHEET NUMBER W.19

10:00:19 PM 8/10/2023 nbuckin \\hrgreen.com\hrg\Data\2020\200200.15\CAD\Design\CADD_Files\Sheet_Files\SHT_6717502021_W01_Z06.dgn

I-29 NB

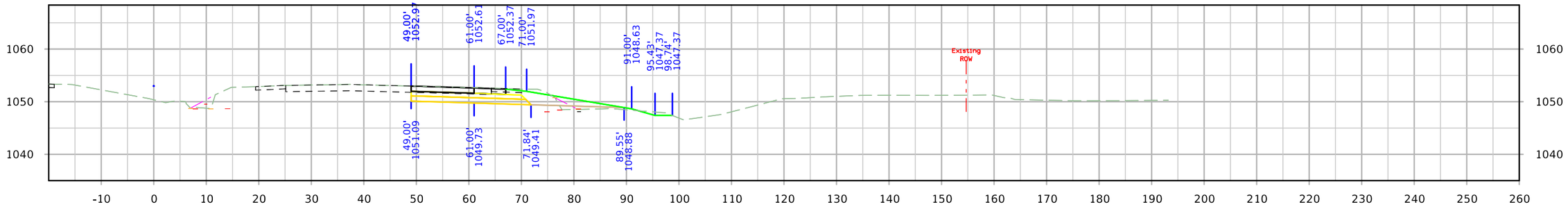

STA. 763+99.24

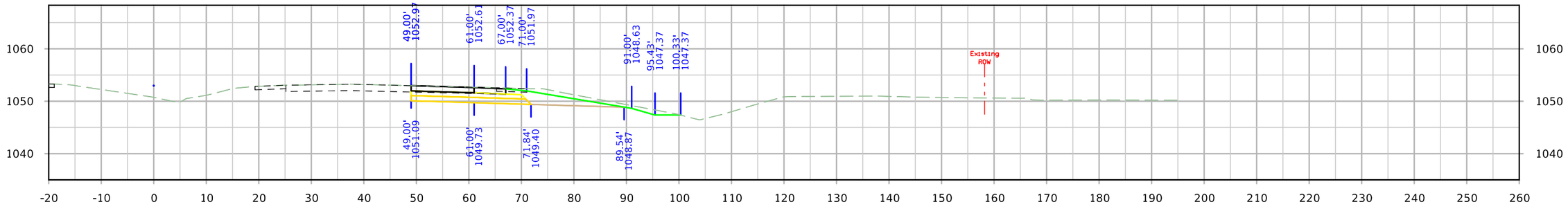

STA. 763+50.00

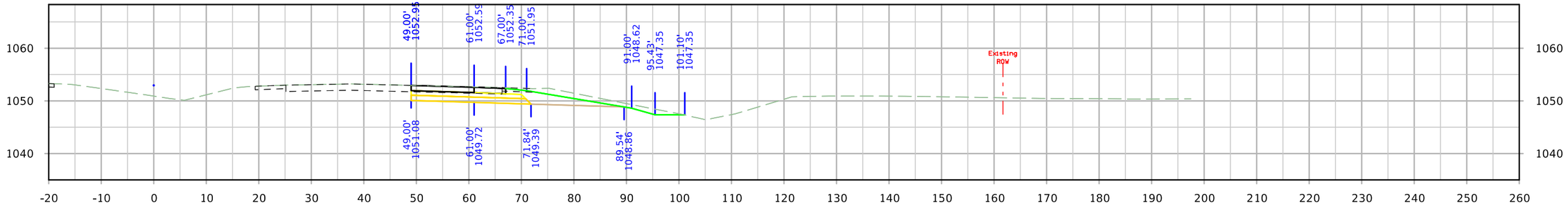

STA. 763+00.00

FILE NO.	ENGLISH	DESIGN TEAM Iowa DOT/HR Green	MONONA COUNTY	PROJECT NUMBER STP-175-1(95)--2C-67	SHEET NUMBER W.20

10:00:23 PM 8/10/2023 nbuckin \\hrgreen.com\hrg\Data\2020\200200.15\CAD\Design\CADD_Files\Sheet_Files\SHT_6717502021_W01_Z06.dgn

I-29 NB

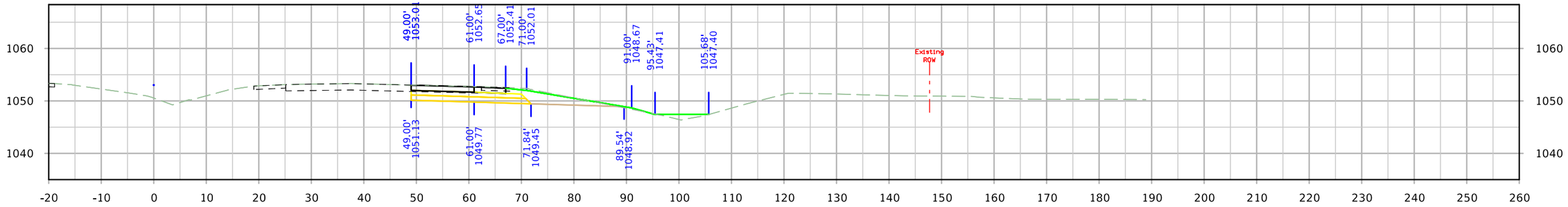

STA. 765+00.00

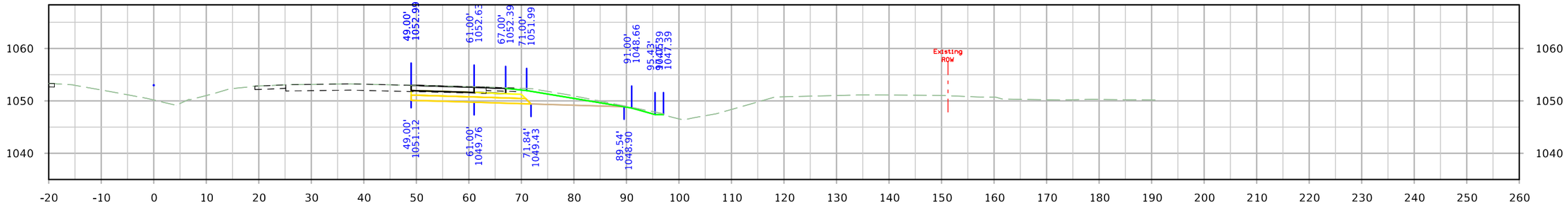

STA. 764+50.00

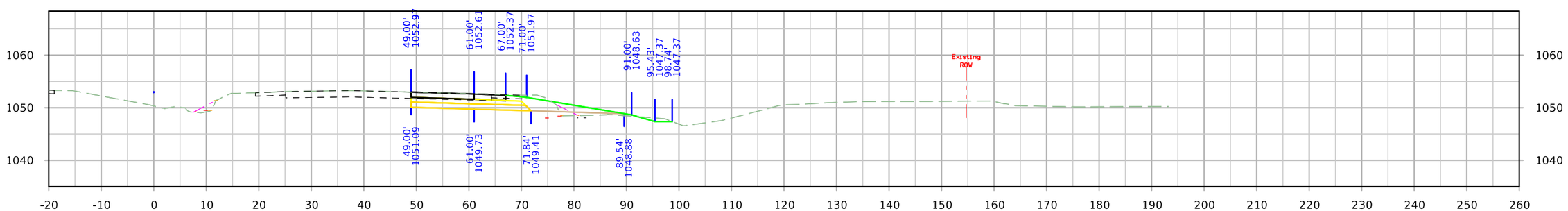

STA. 764+00.00

FILE NO.	ENGLISH	DESIGN TEAM Iowa DOT/HR Green	MONONA COUNTY	PROJECT NUMBER STP-175-1(95)--2C-67	SHEET NUMBER W.21

10:00:27 PM 8/10/2023 nbuckin \\hrgreen.com\hrg\Data\2020\200200.15\CAD\Design\CADD_Files\Sheet_Files\SHT_6717502021_W01_Z06.dgn

I-29 NB

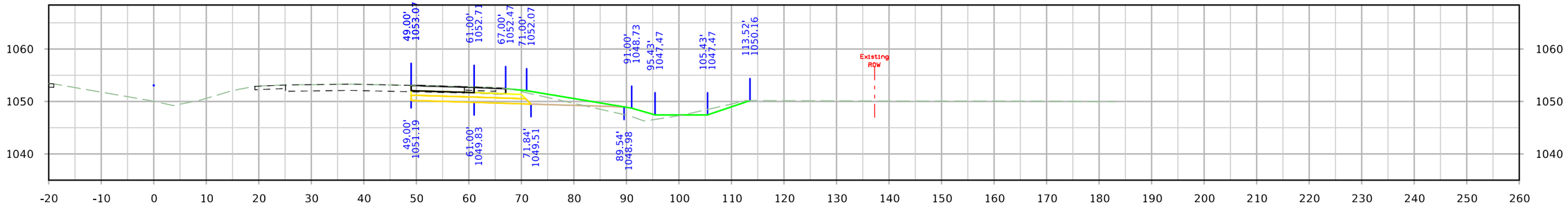

STA. 766+50.00

STA. 766+00.00

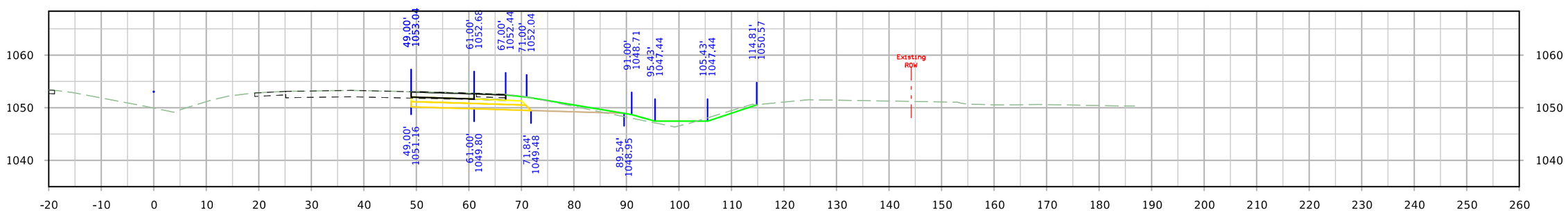

STA. 765+50.00

FILE NO.	ENGLISH	DESIGN TEAM Iowa DOT/HR Green	MONONA COUNTY	PROJECT NUMBER STP-175-1(95)--2C-67	SHEET NUMBER W.22

10:00:29 PM 8/10/2023 nbuckin \\hrgreen.com\hrg\Data\2020\200200.15\CAD\Design\CADD_Files\Sheet_Files\SHT_6717502021_W01_Z06.dgn

I-29 NB

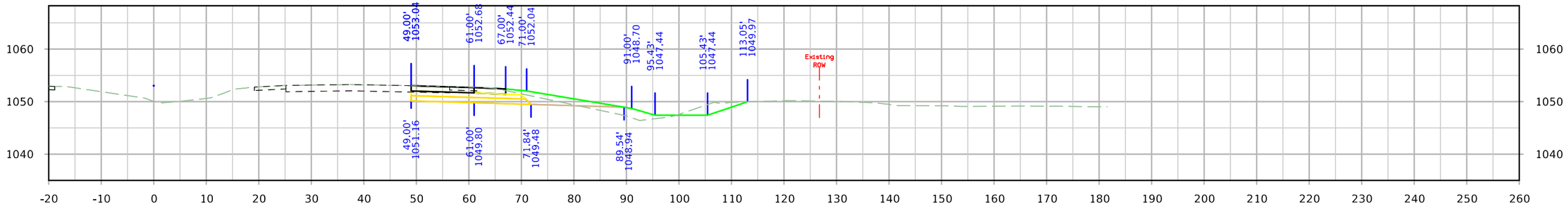

STA. 768+00.00

STA. 767+50.00

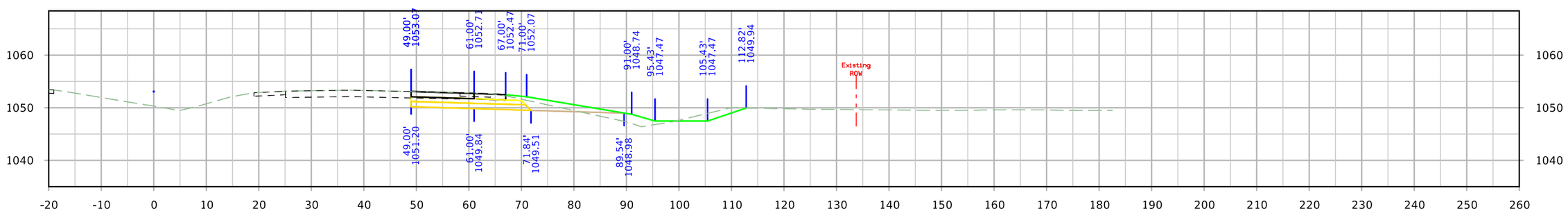

STA. 767+00.00

FILE NO.	ENGLISH	DESIGN TEAM Iowa DOT/HR Green	MONONA COUNTY	PROJECT NUMBER STP-175-1(95)--2C-67	SHEET NUMBER W.23

10:00:31 PM 8/10/2023 nbuckin \\hrgreen.com\hrg\Data\2020\200200.15\CAD\Design\CADD_Files\Sheet_Files\SHT_6717502021_W01_Z06.dgn

I-29 NB

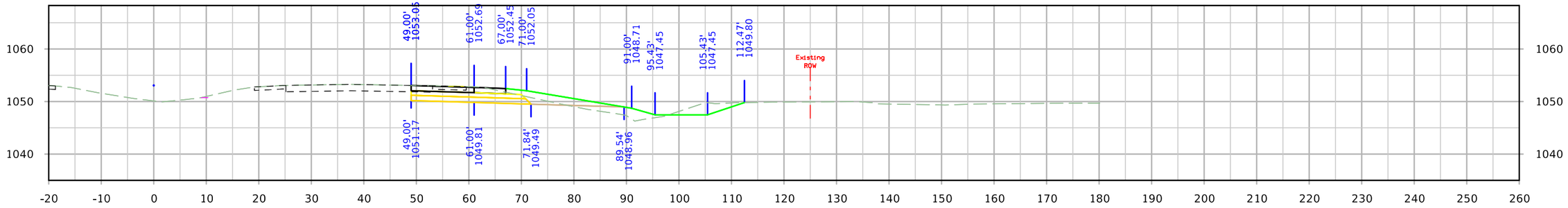

STA. 769+50.00

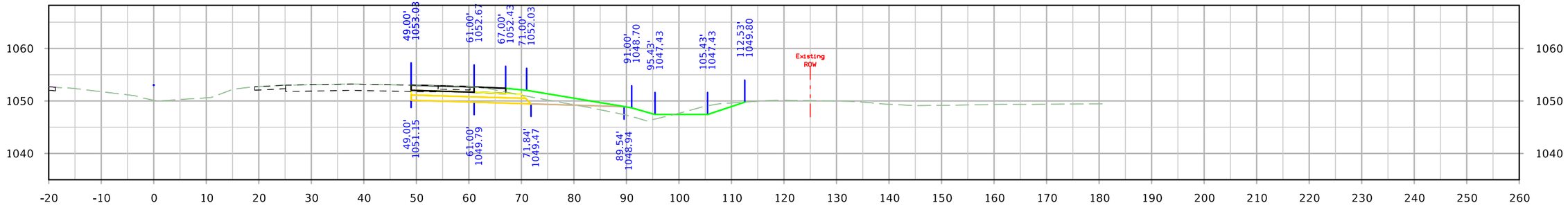

STA. 769+00.00

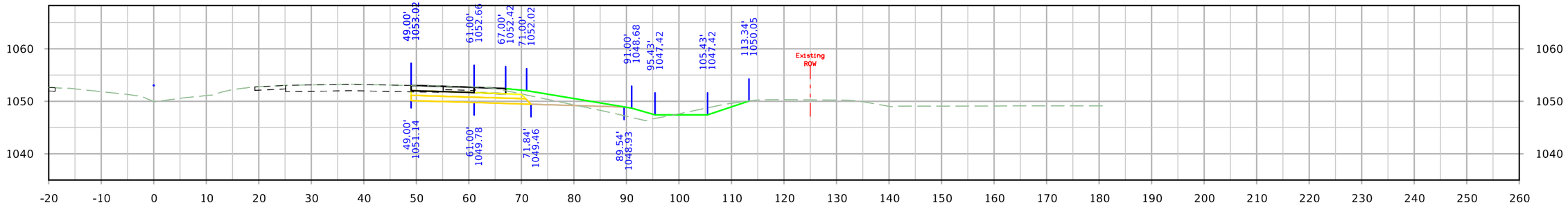

STA. 768+50.00

FILE NO.	ENGLISH	DESIGN TEAM Iowa DOT/HR Green	MONONA COUNTY	PROJECT NUMBER STP-175-1(95)--2C-67	SHEET NUMBER W.24

10:00:32 PM 8/10/2023 nbuckin \\hrgreen.com\hrg\Data\2020\200200.15\CAD\Design\CADD_Files\Sheet_Files\SHT_6717502021_W01_Z06.dgn

I-29 NB

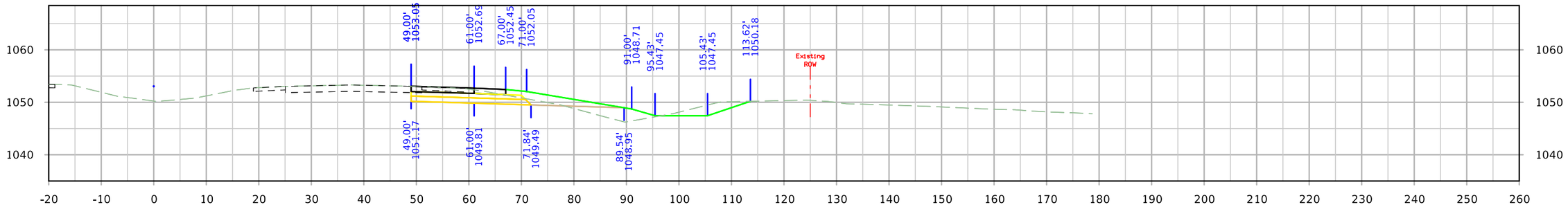

STA. 771+00.00

STA. 770+50.00

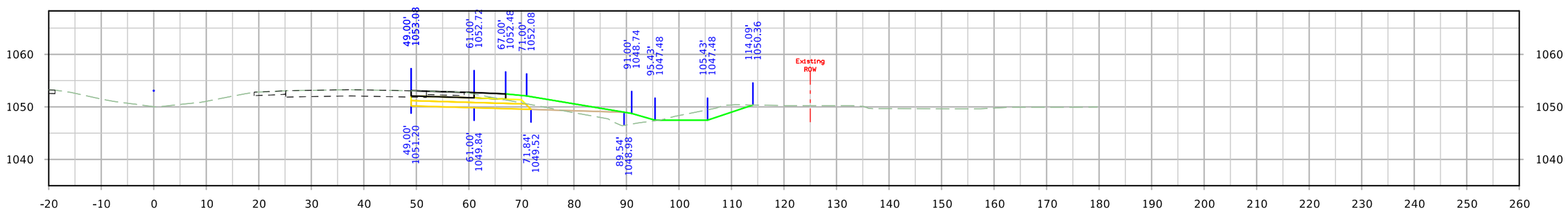

STA. 770+00.00

FILE NO.	ENGLISH	DESIGN TEAM Iowa DOT/HR Green	MONONA COUNTY	PROJECT NUMBER STP-175-1(95)--2C-67	SHEET NUMBER W.25

10:00:34 PM 8/10/2023 nbuckin \\hrgreen.com\hrg\Data\2020\200200.15\CAD\Design\CADD_Files\Sheet_Files\SHT_6717502021_W01_Z06.dgn

I-29 NB

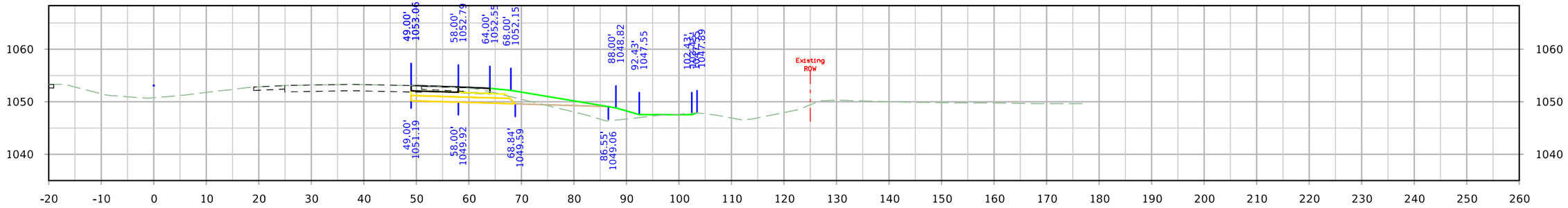

STA. 772+50.00

STA. 772+00.00

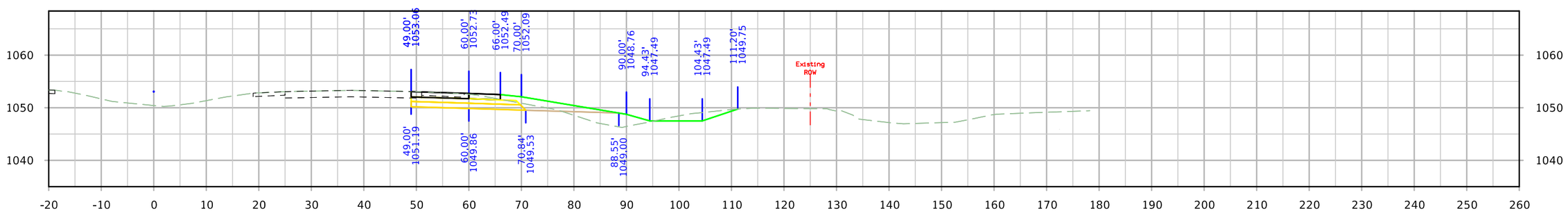

STA. 771+50.00

FILE NO.	ENGLISH	DESIGN TEAM Iowa DOT/HR Green	MONONA COUNTY	PROJECT NUMBER STP-175-1(95)--2C-67	SHEET NUMBER W.26

10:00:35 PM 8/10/2023 nbuckin \\hrgreen.com\hrg\Data\2020\200200.15\CAD\Design\CADD_Files\Sheet_Files\SHT_6717502021_W01_Z06.dgn

I-29 NB

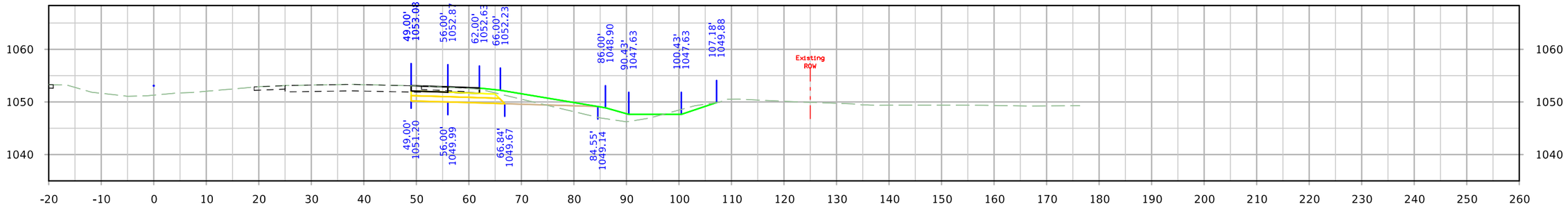

STA. 773+50.00

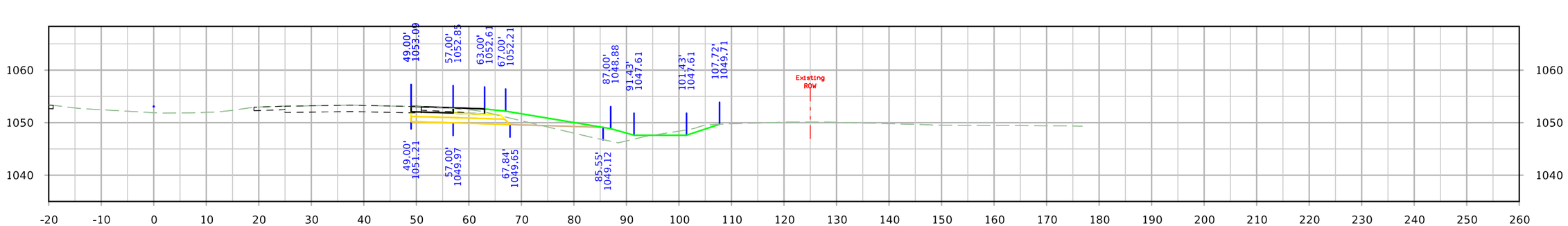

STA. 773+00.00

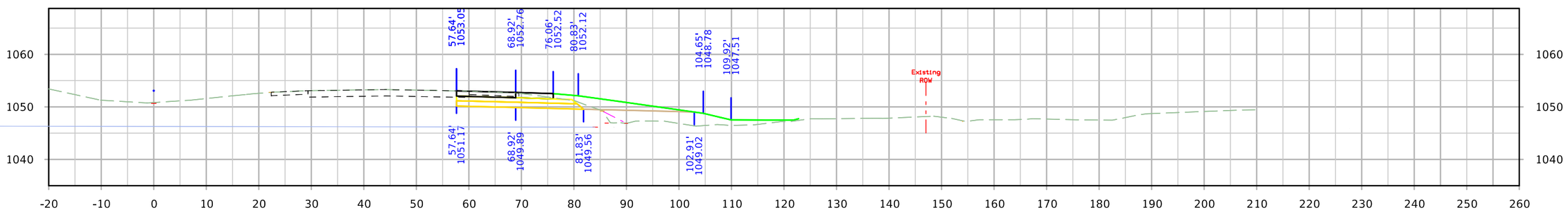

STA. 772+56.80
(Skewed 31° LA)

FILE NO.	ENGLISH	DESIGN TEAM Iowa DOT/HR Green	MONONA COUNTY	PROJECT NUMBER STP-175-1(95)--2C-67	SHEET NUMBER W.27

10:00:37 PM 8/10/2023 nbuckin \\hrgreen.com\hrg\Data\2020\200200.15\CAD\Design\CADD_Files\Sheet_Files\SHT_6717502021_W01_Z06.dgn

I-29 NB

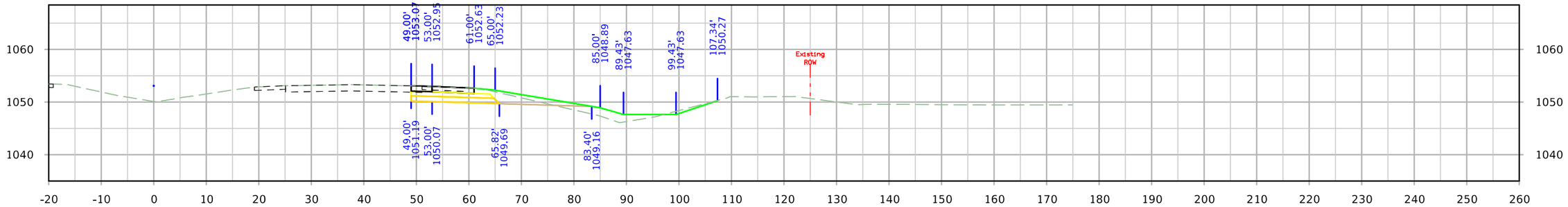

STA. 775+00.00

STA. 774+50.00

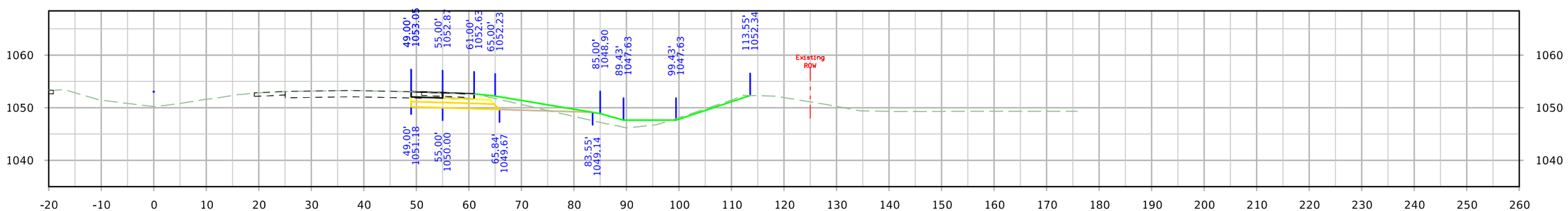

STA. 774+00.00

FILE NO.	ENGLISH	DESIGN TEAM Iowa DOT/HR Green	MONONA COUNTY	PROJECT NUMBER STP-175-1(95)--2C-67	SHEET NUMBER W.28

10:00:39 PM 8/10/2023 nbuckin \\hrgreen.com\hrg\Data\2020\200200.15\CAD\Design\CADD_Files\Sheet_Files\SHT_6717502021_W01_Z06.dgn

I-29 NB

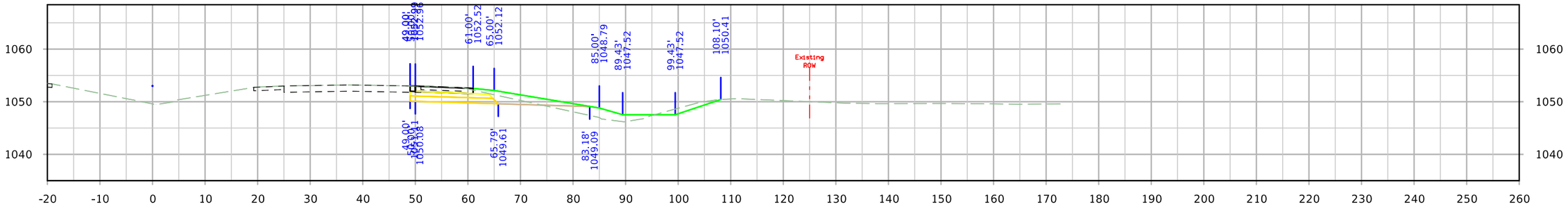

STA. 776+50.00

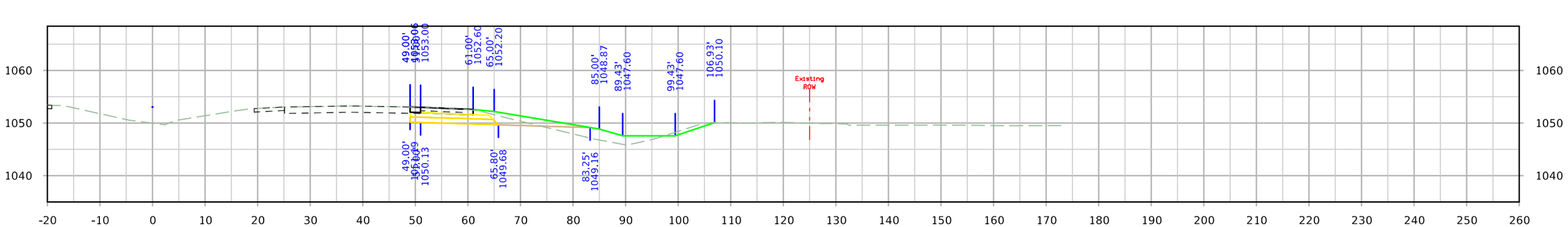

STA. 776+00.00

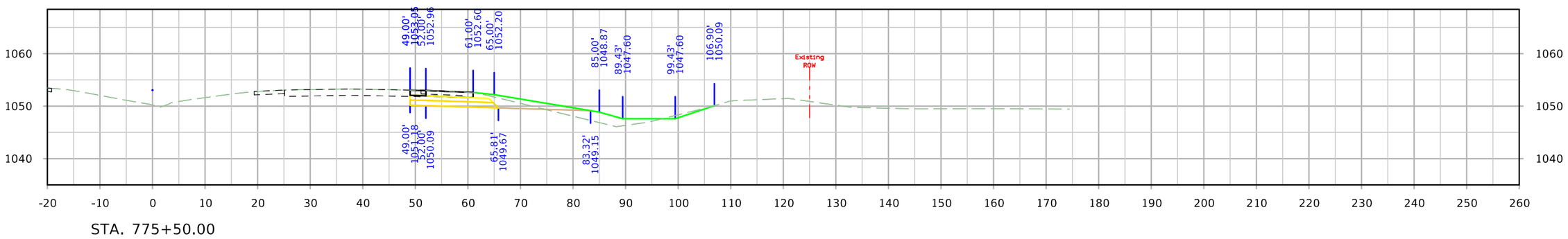

STA. 775+50.00

FILE NO.	ENGLISH	DESIGN TEAM Iowa DOT/HR Green	MONONA COUNTY	PROJECT NUMBER STP-175-1(95)--2C-67	SHEET NUMBER W.29

10:00:40 PM 8/10/2023 nbuckin \\hrgreen.com\hrg\Data\2020\200200.15\CAD\Design\CADD_Files\Sheet_Files\SHT_6717502021_W01_Z06.dgn

I-29 NB

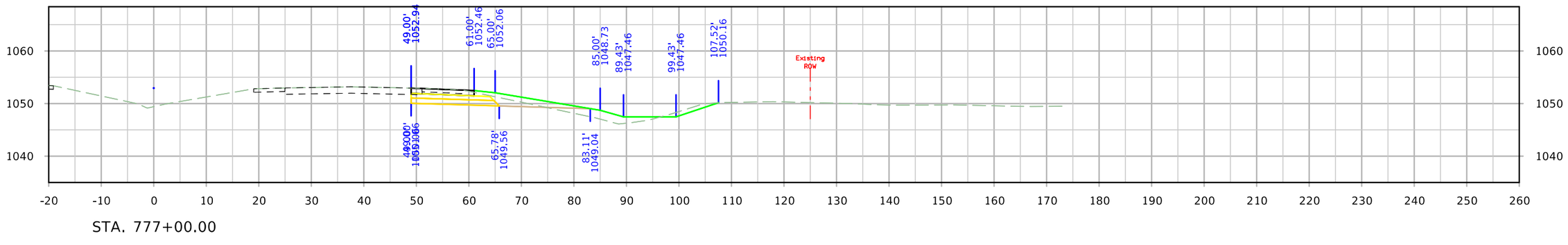

STA. 777+00.00

FILE NO.	ENGLISH	DESIGN TEAM Iowa DOT/HR Green	MONONA COUNTY	PROJECT NUMBER STP-175-1(95)--2C-67	SHEET NUMBER W.30

10:00:41 PM 8/10/2023 nbuckin \\hrgreen.com\hrg\Data\2020\200200.15\CAD\Design\CADD_Files\Sheet_Files\SHT_6717502021_W01_Z06.dgn

I-29 SB

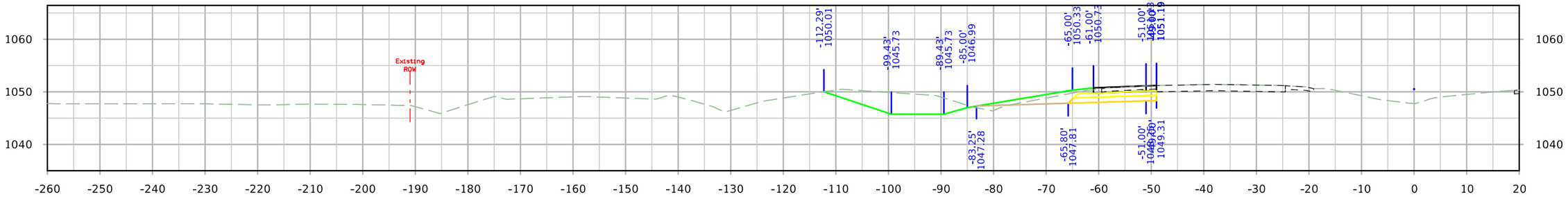

STA. 716+50.00

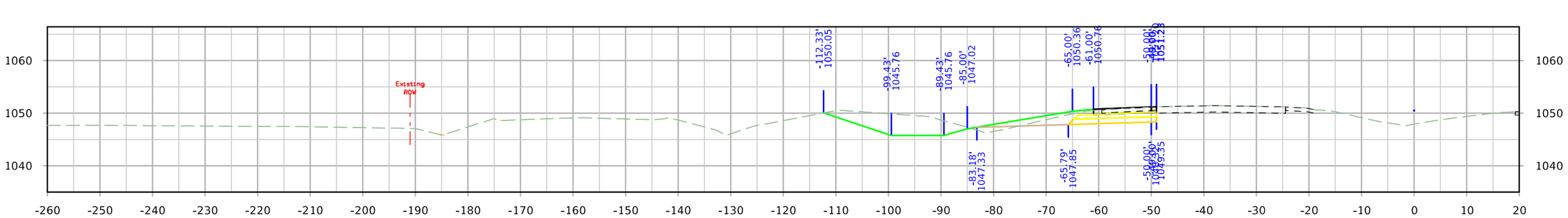

STA. 716+00.00

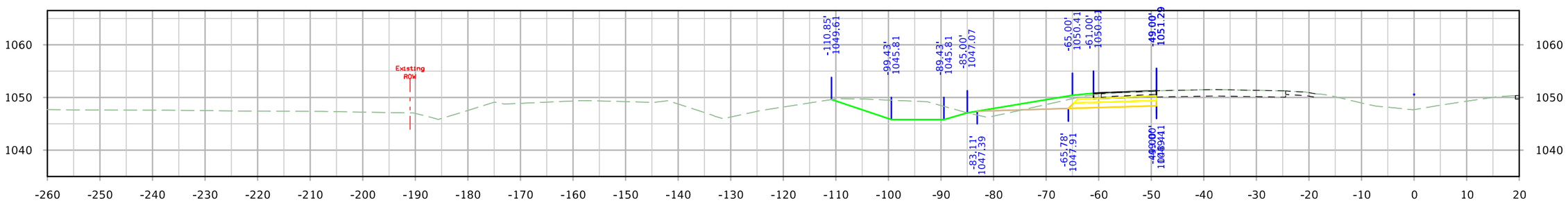

STA. 715+50.00

FILE NO.	ENGLISH	DESIGN TEAM Iowa DOT/HR Green	MONONA COUNTY	PROJECT NUMBER STP-175-1(95)--2C-67	SHEET NUMBER W.31

10:00:43 PM 8/10/2023 nbuckin \\hrgreen.com\hrg\Data\2020\200200.15\CAD\Design\CADD_Files\Sheet_Files\SHT_6717502021_W01_Z06.dgn

I-29 SB

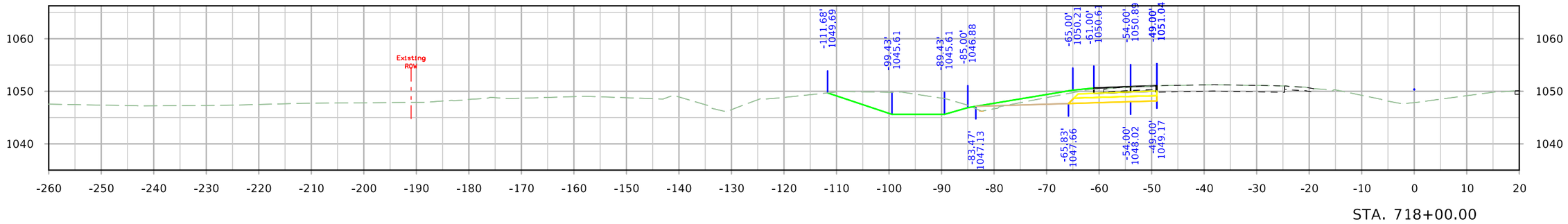

STA. 718+00.00

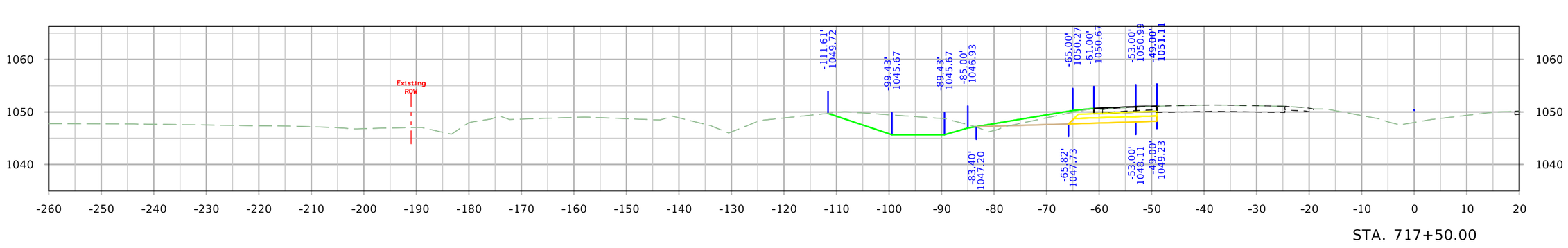

STA. 717+50.00

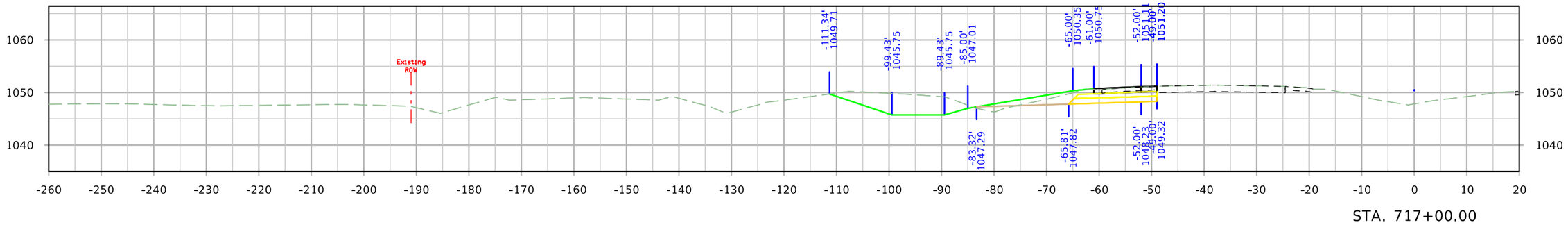

STA. 717+00.00

FILE NO.	ENGLISH	DESIGN TEAM Iowa DOT/HR Green	MONONA COUNTY	PROJECT NUMBER STP-175-1(95)--2C-67	SHEET NUMBER W.32

10:00:44 PM 8/10/2023 nbuckin \\hrgreen.com\hrg\Data\2020\200200.15\CAD\Design\CADD_Files\Sheet_Files\SHT_6717502021_W01_Z06.dgn

I-29 SB

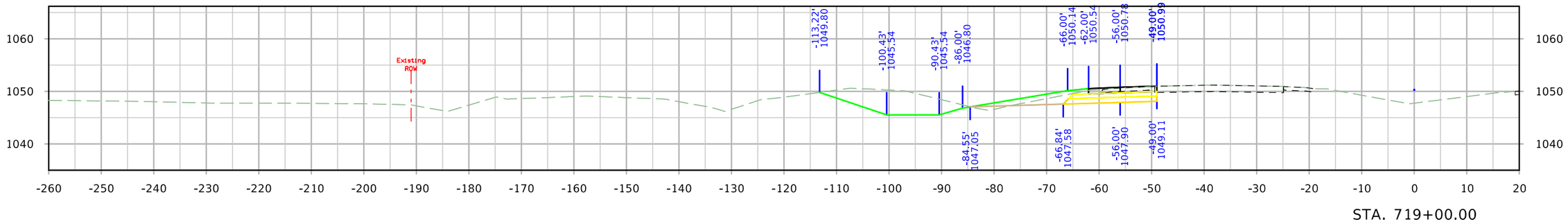

STA. 719+00.00

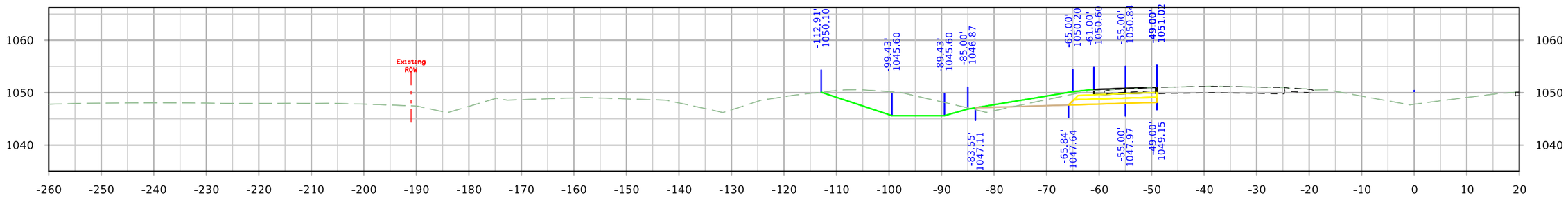

STA. 718+50.00

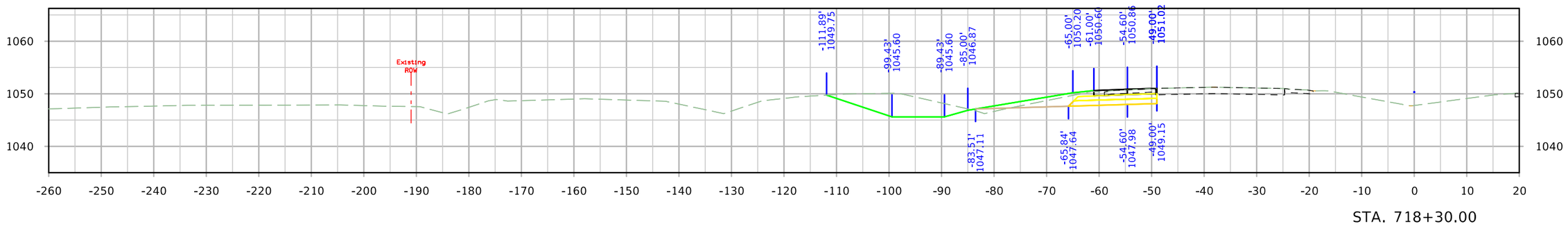

STA. 718+30.00

FILE NO.	ENGLISH	DESIGN TEAM Iowa DOT/HR Green	MONONA COUNTY	PROJECT NUMBER STP-175-1(95)--2C-67	SHEET NUMBER W.33

10:00:46 PM 8/10/2023 nbuckin \\hrgreen.com\hrg\Data\2020\200200.15\CAD\Design\CADD_Files\Sheet_Files\SHT_6717502021_W01_Z06.dgn

I-29 SB

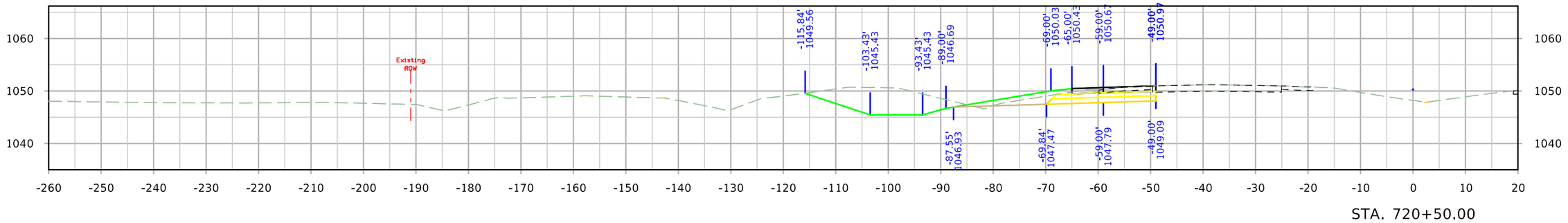

STA. 720+50.00

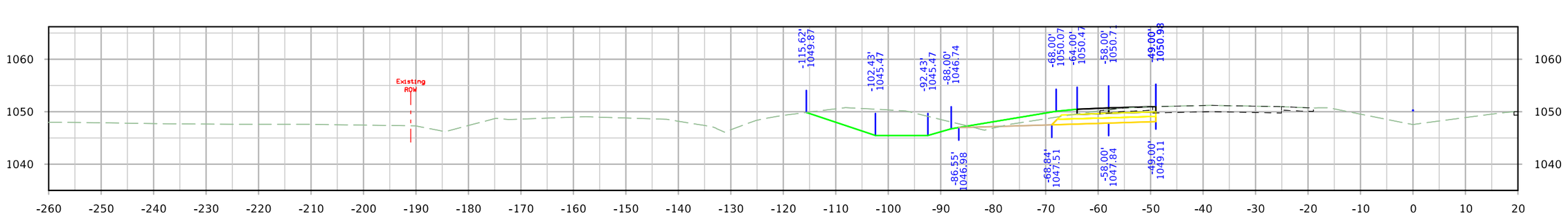

STA. 720+00.00

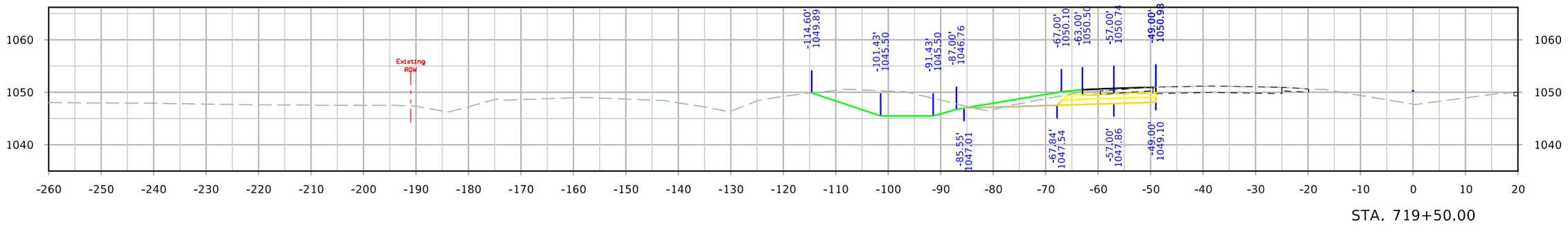

STA. 719+50.00

FILE NO.	ENGLISH	DESIGN TEAM Iowa DOT/HR Green	MONONA COUNTY	PROJECT NUMBER STP-175-1(95)--2C-67	SHEET NUMBER W.34

10:00:47 PM 8/10/2023 nbuckin \\hrgreen.com\hrg\Data\2020\200200.15\CAD\Design\CADD_Files\Sheet_Files\SHT_6717502021_W01_Z06.dgn

I-29 SB

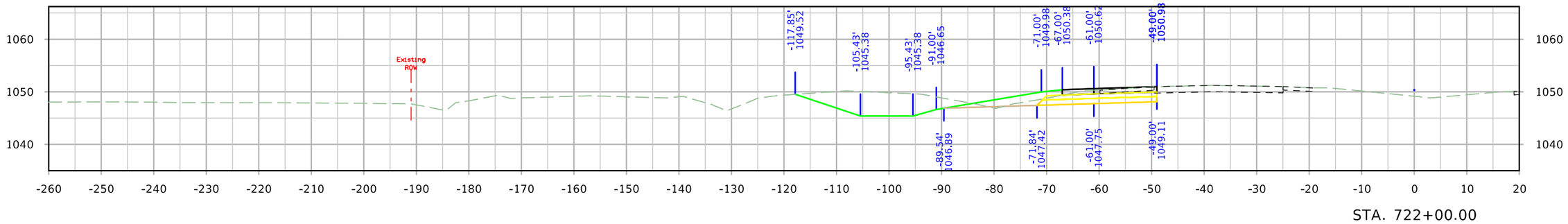

STA. 722+00.00

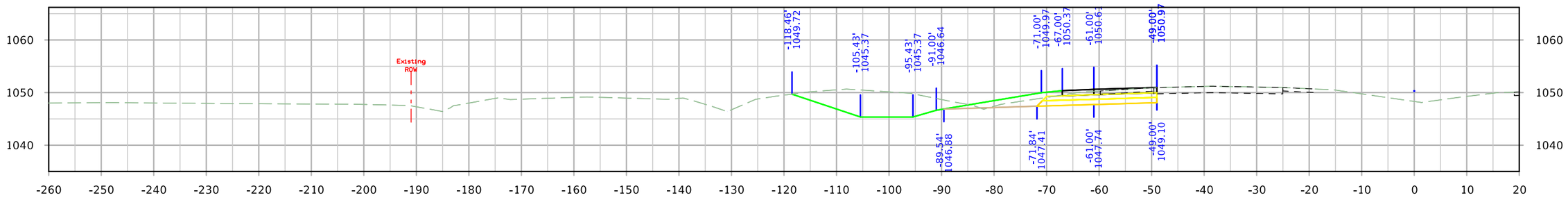

STA. 721+50.00

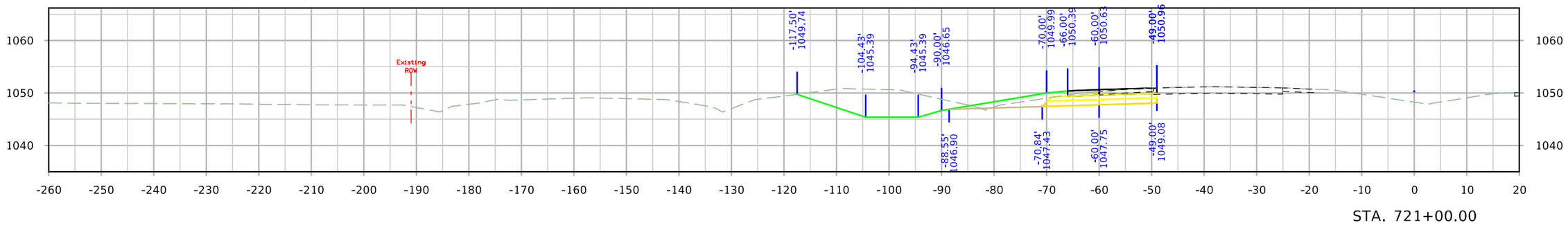

STA. 721+00.00

FILE NO.	ENGLISH	DESIGN TEAM Iowa DOT/HR Green	MONONA COUNTY	PROJECT NUMBER STP-175-1(95)--2C-67	SHEET NUMBER W.35

10:00:49 PM 8/10/2023 nbuckin \\hrgreen.com\hrg\Data\2020\200200.15\CAD\Design\CADD_Files\Sheet_Files\SHT_6717502021_W01_Z06.dgn

I-29 SB

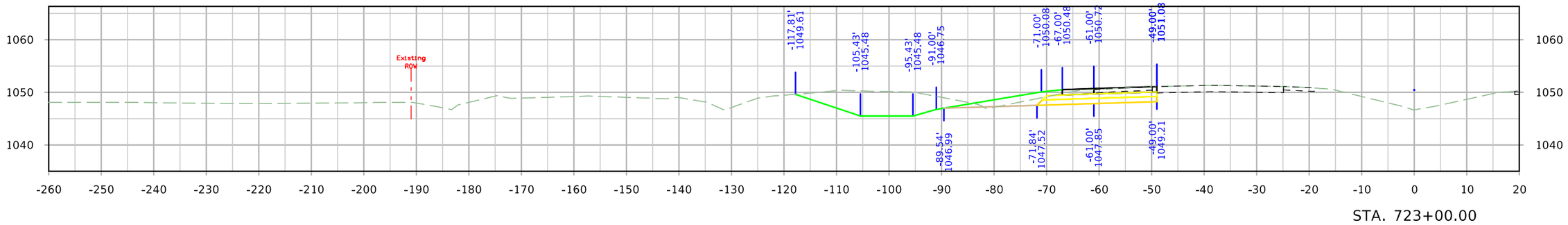

STA. 723+00.00

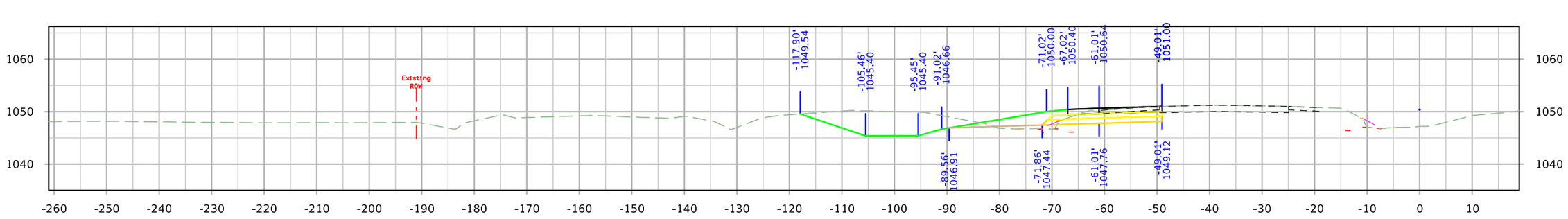

STA. 722+51.13

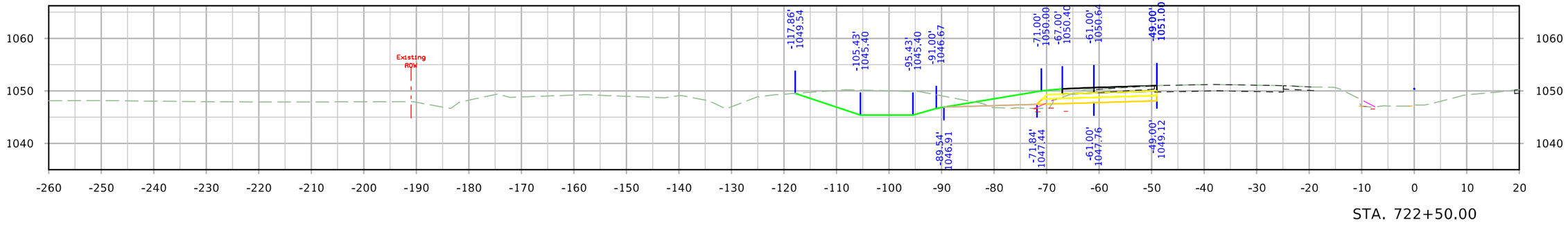

STA. 722+50.00

FILE NO.	ENGLISH	DESIGN TEAM Iowa DOT/HR Green	MONONA COUNTY	PROJECT NUMBER STP-175-1(95)--2C-67	SHEET NUMBER W.36

10:00:50 PM 8/10/2023 nbuckin \\hrgreen.com\hrg\Data\2020\200200.15\CAD\Design\CADD_Files\Sheet_Files\SHT_6717502021_W01_Z06.dgn

I-29 SB

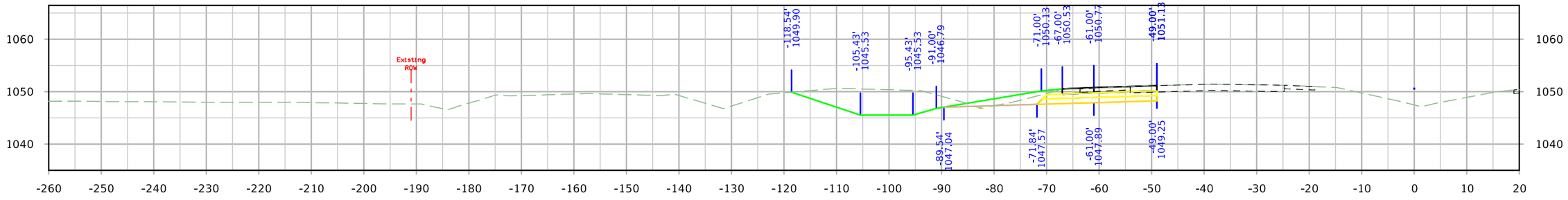

STA. 724+50.00

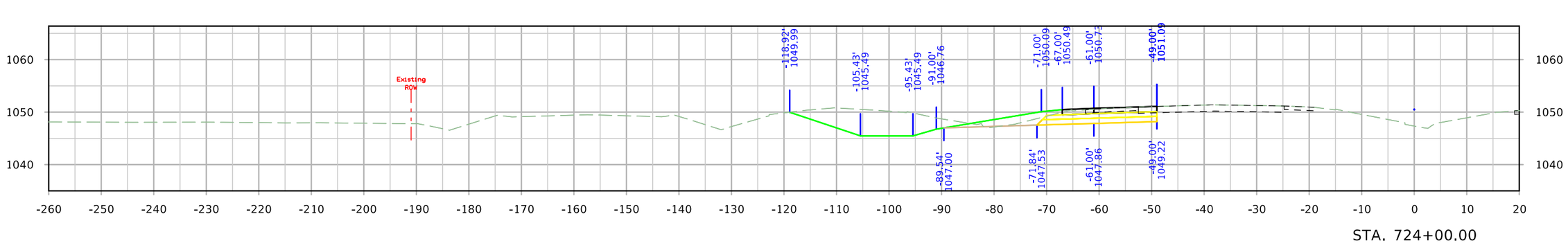

STA. 724+00.00

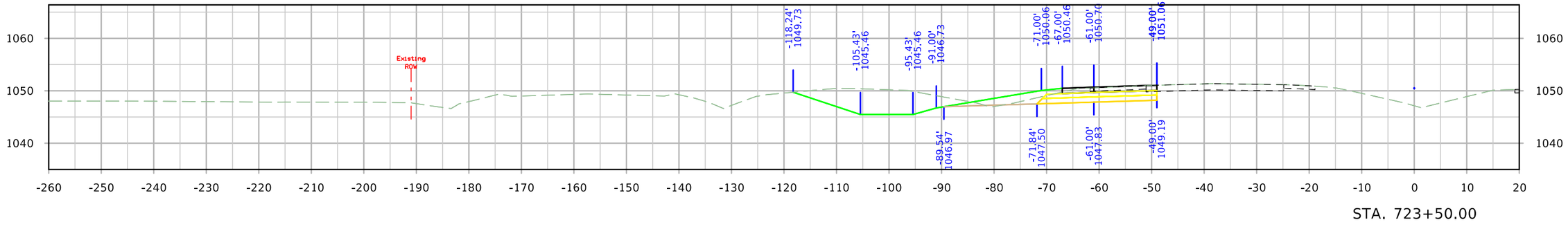

STA. 723+50.00

FILE NO.	ENGLISH	DESIGN TEAM Iowa DOT/HR Green	MONONA COUNTY	PROJECT NUMBER STP-175-1(95)--2C-67	SHEET NUMBER W.37

10:00:52 PM 8/10/2023 nbuckin \\hrgreen.com\hrg\Data\2020\200200.15\CAD\Design\CADD_Files\Sheet_Files\SHT_6717502021_W01_Z06.dgn

I-29 SB

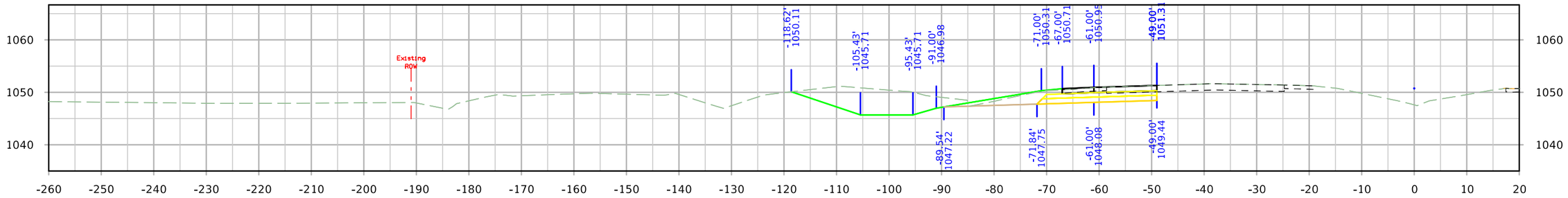

STA. 726+00.00

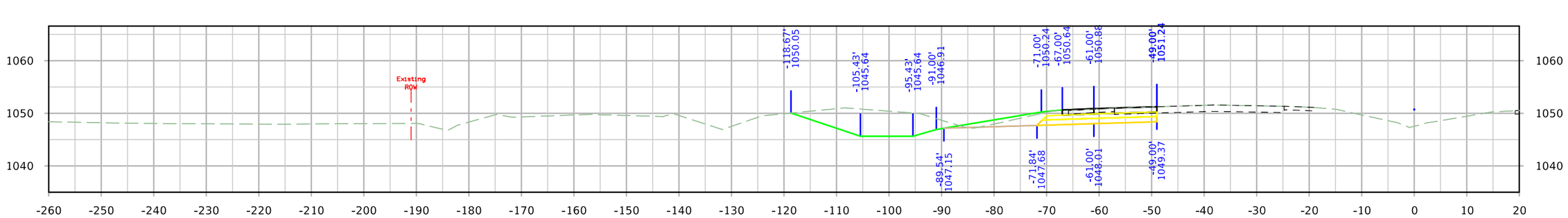

STA. 725+50.00

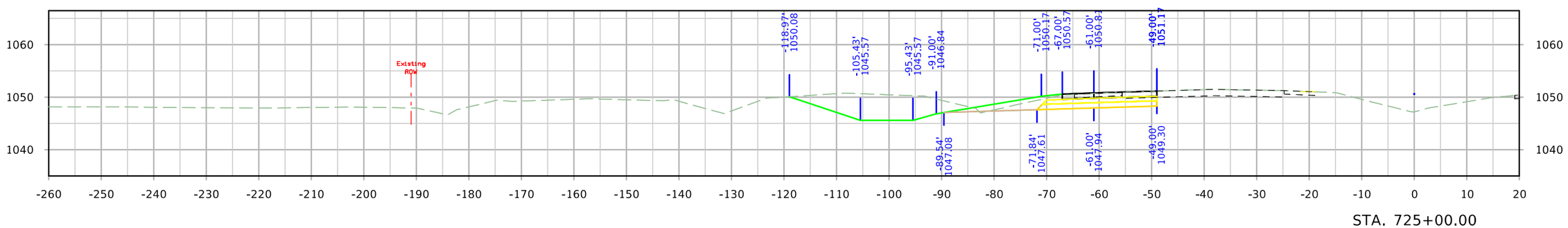

STA. 725+00.00

FILE NO.	ENGLISH	DESIGN TEAM Iowa DOT/HR Green	MONONA COUNTY	PROJECT NUMBER STP-175-1(95)--2C-67	SHEET NUMBER W.38

10:00:53 PM 8/10/2023 nbuckin \\hrgreen.com\hrg\Data\2020\200200.15\CAD\Design\CADD_Files\Sheet_Files\SHT_6717502021_W01_Z06.dgn

I-29 SB

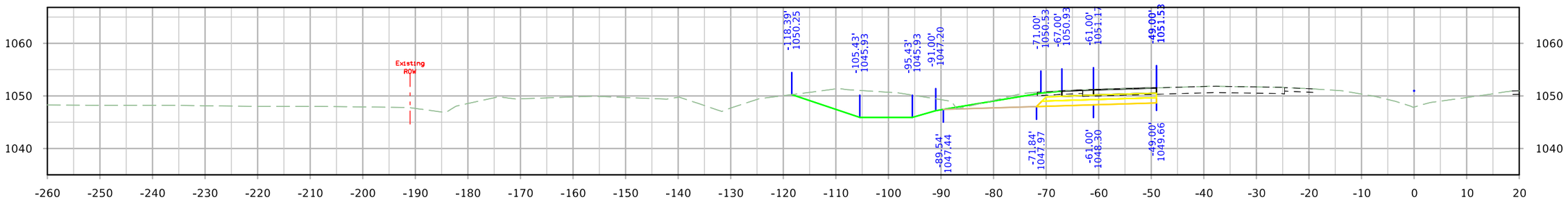

STA. 727+50.00

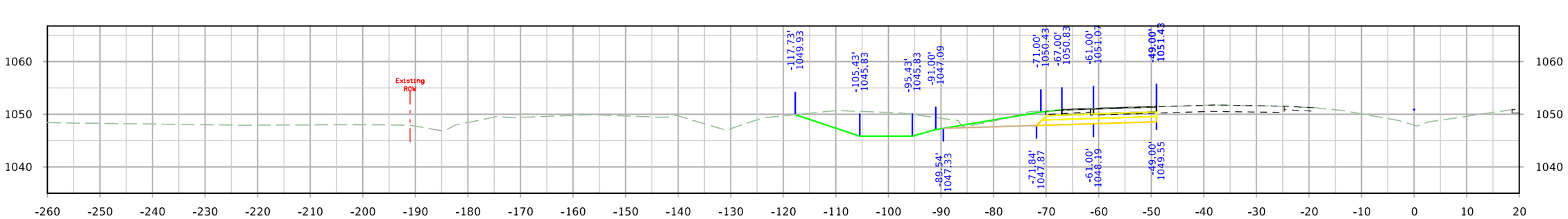

STA. 727+00.00

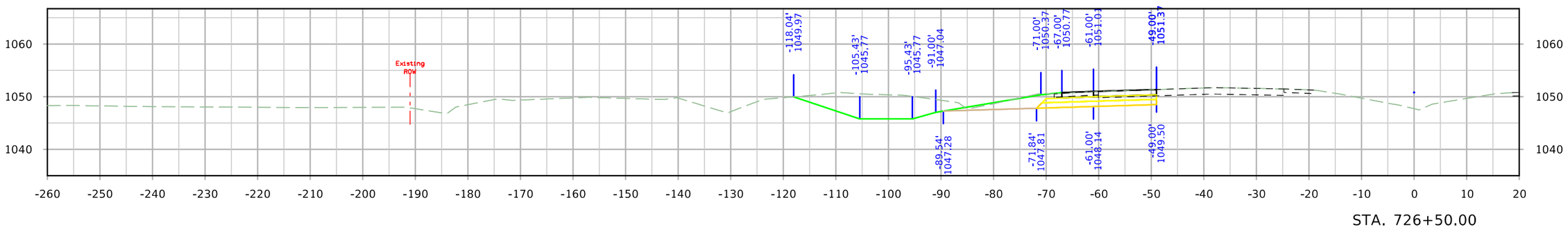

STA. 726+50.00

FILE NO.	ENGLISH	DESIGN TEAM Iowa DOT/HR Green	MONONA COUNTY	PROJECT NUMBER STP-175-1(95)--2C-67	SHEET NUMBER W.39

10:00:55 PM 8/10/2023 nbuckin \\hrgreen.com\hrg\Data\2020\200200.15\CAD\Design\CADD_Files\Sheet_Files\SHT_6717502021_W01_Z06.dgn

I-29 SB

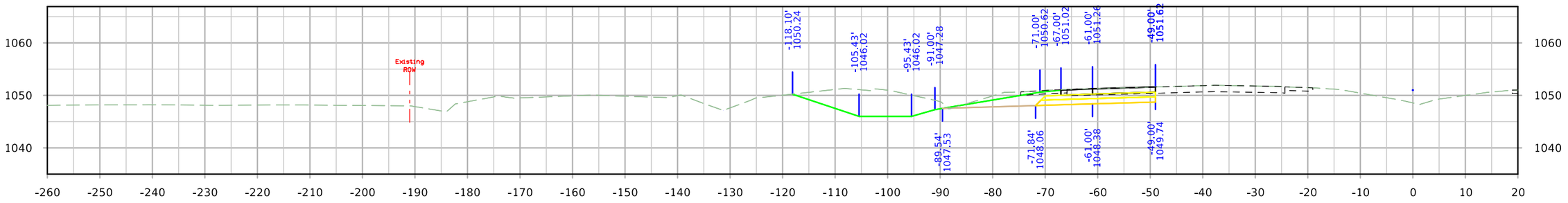

STA. 728+50.00

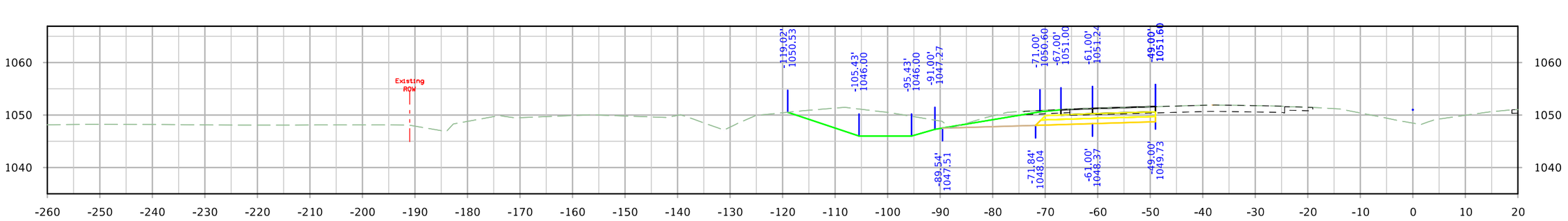

STA. 728+30.00

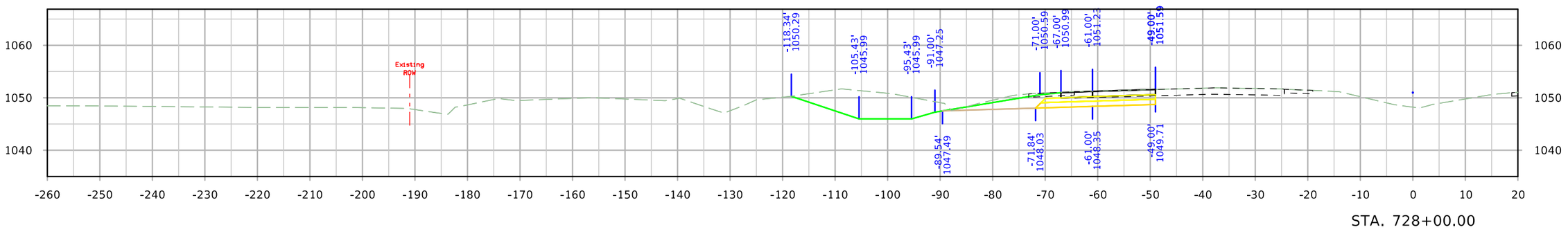

STA. 728+00.00

FILE NO.	ENGLISH	DESIGN TEAM Iowa DOT/HR Green	MONONA COUNTY	PROJECT NUMBER STP-175-1(95)--2C-67	SHEET NUMBER W.40

10:00:56 PM 8/10/2023 nbuckin \\hrgreen.com\hrg\Data\2020\200200.15\CAD\Design\CADD_Files\Sheet_Files\SHT_6717502021_W01_Z06.dgn

I-29 SB

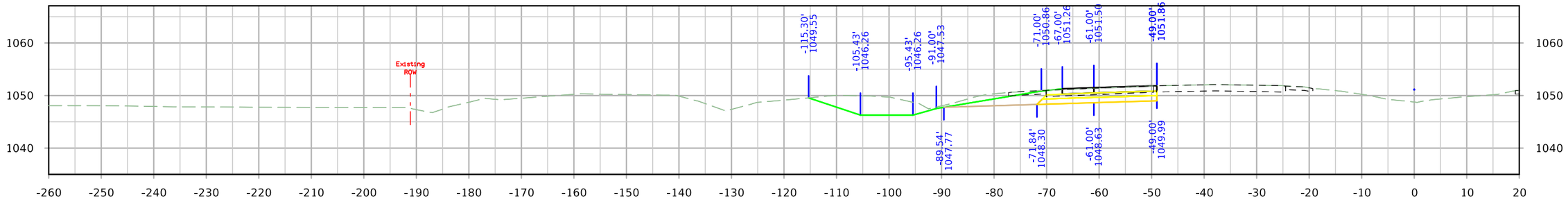

STA. 730+00.00

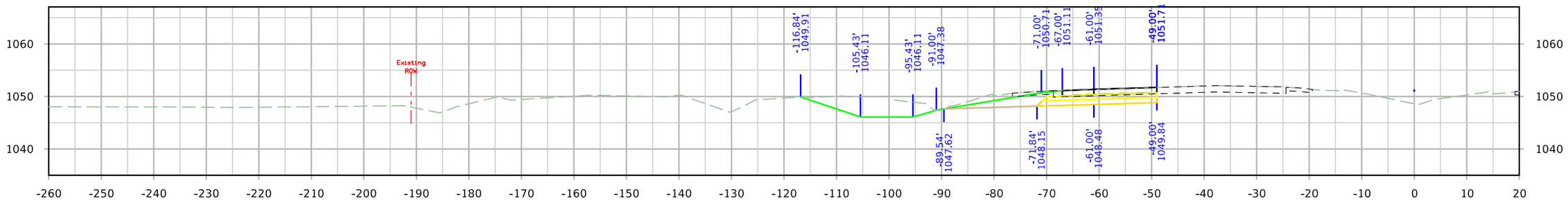

STA. 729+50.00

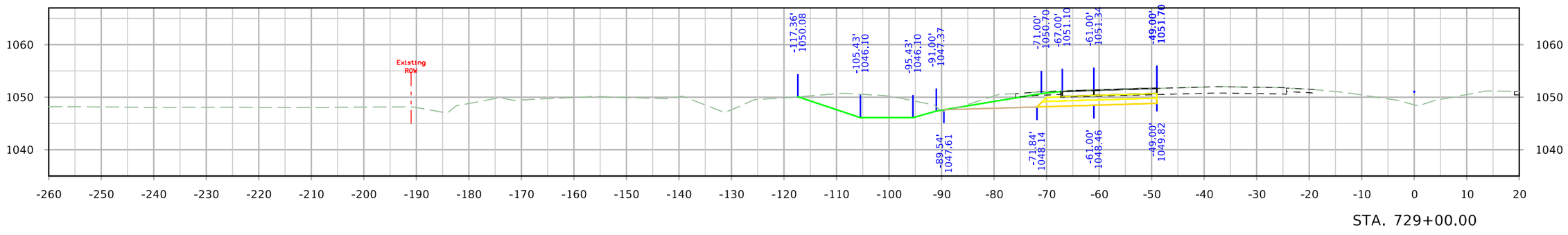

STA. 729+00.00

FILE NO.	ENGLISH	DESIGN TEAM Iowa DOT/HR Green	MONONA COUNTY	PROJECT NUMBER STP-175-1(95)--2C-67	SHEET NUMBER W.41

10:00:58 PM 8/10/2023 nbuckin \\hrgreen.com\hrg\Data\2020\200200.15\CAD\Design\CADD_Files\Sheet_Files\SHT_6717502021_W01_Z06.dgn

I-29 SB

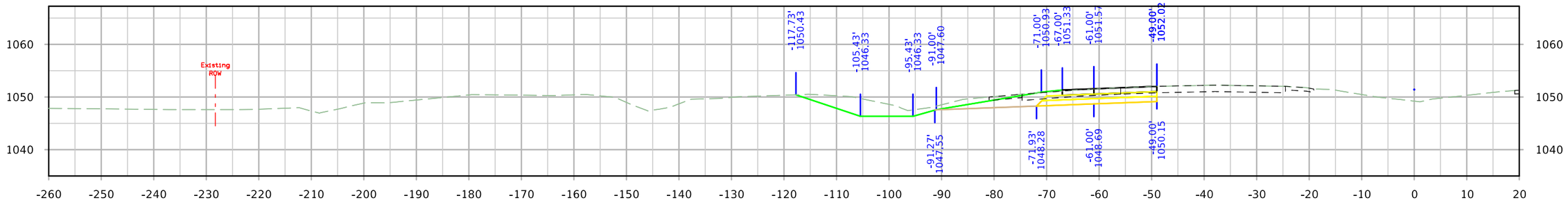

STA. 731+50.00

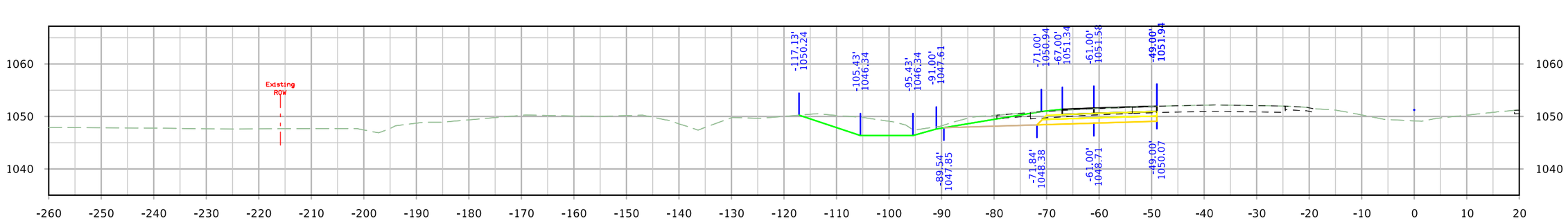

STA. 731+00.00

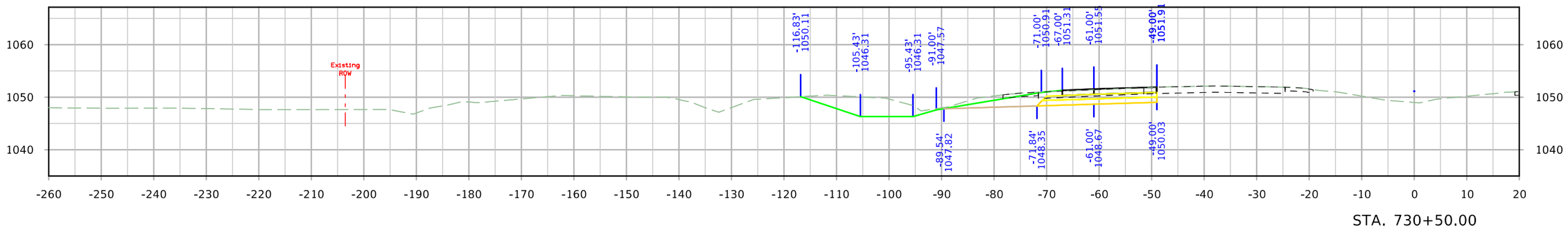

STA. 730+50.00

FILE NO.	ENGLISH	DESIGN TEAM Iowa DOT/HR Green	MONONA COUNTY	PROJECT NUMBER STP-175-1(95)--2C-67	SHEET NUMBER W.42

10:01:00 PM 8/10/2023 nbuckin \\hrgreen.com\hrg\Data\2020\200200.15\CAD\Design\CADD_Files\Sheet_Files\SHT_6717502021_W01_Z06.dgn

I-29 SB

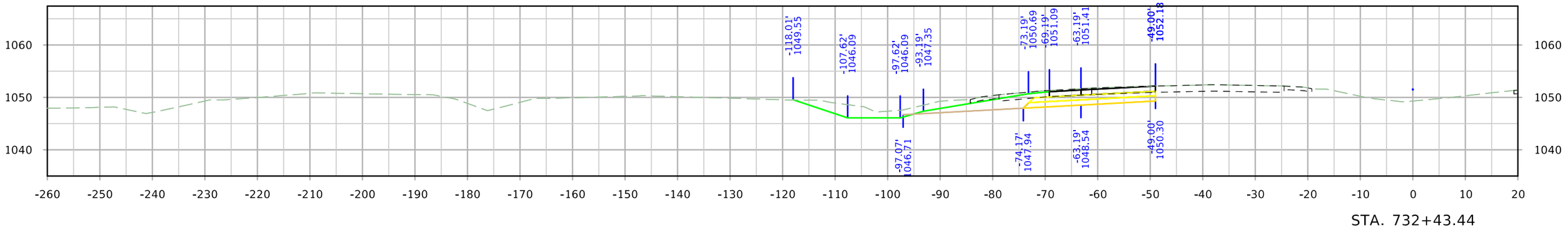

STA. 732+43.44

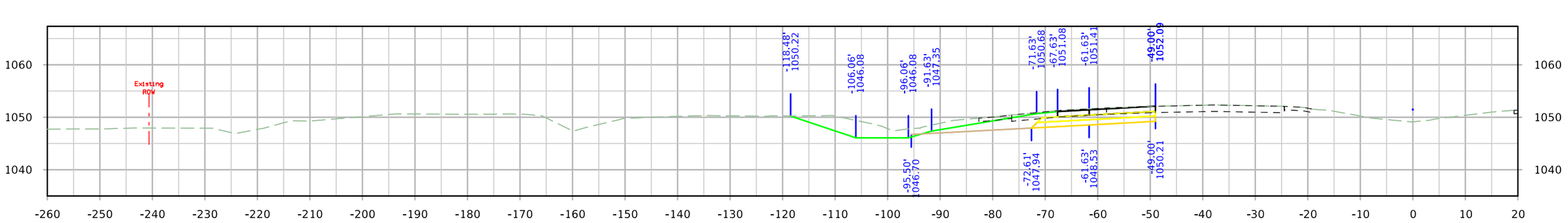

STA. 732+00.00

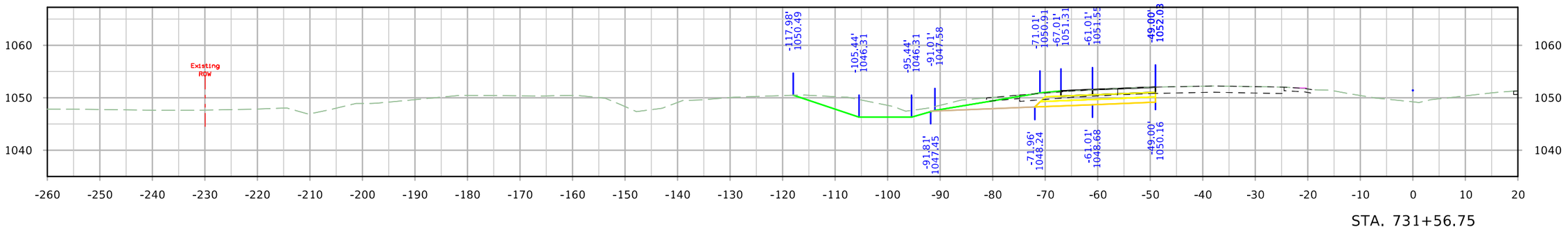

STA. 731+56.75

FILE NO.	ENGLISH	DESIGN TEAM Iowa DOT/HR Green	MONONA COUNTY	PROJECT NUMBER STP-175-1(95)--2C-67	SHEET NUMBER W.43

10:01:01 PM 8/10/2023 nbuckin \\hrgreen.com\hrg\Data\2020\200200.15\CAD\Design\CADD_Files\Sheet_Files\SHT_6717502021_W01_Z06.dgn

I-29 SB

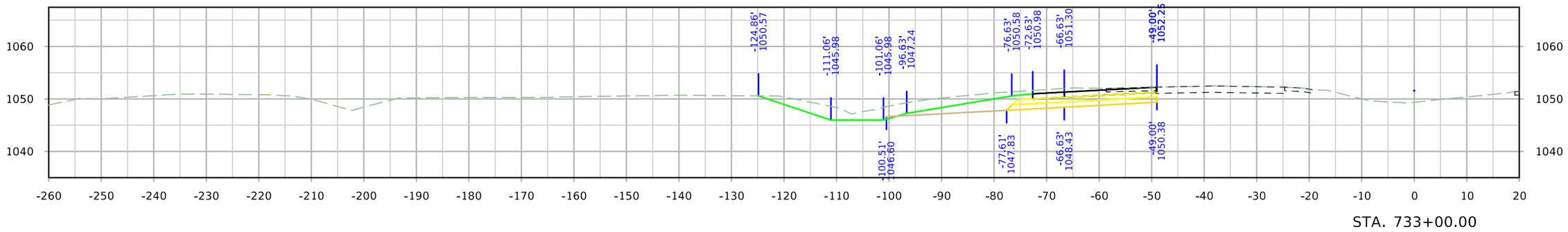

STA. 733+00.00

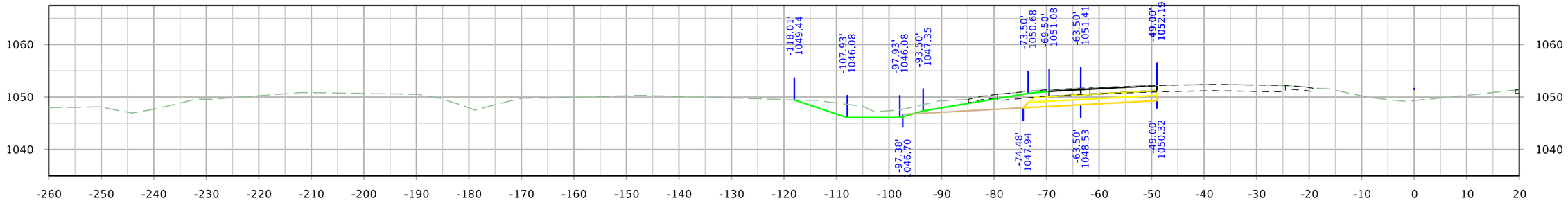

STA. 732+50.00

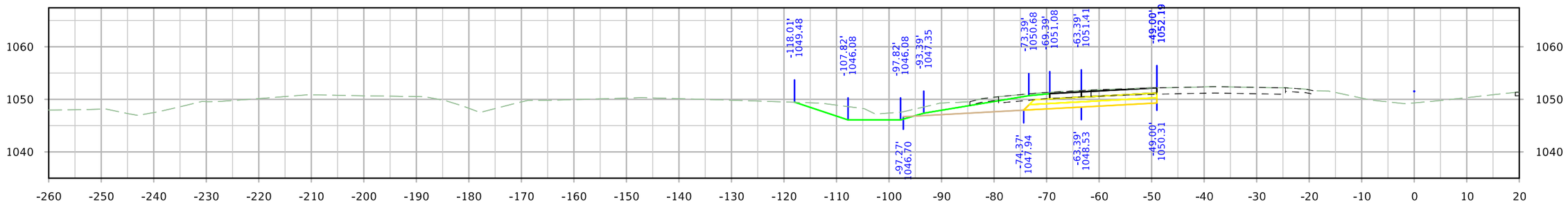

STA. 732+47.61

FILE NO.	ENGLISH	DESIGN TEAM Iowa DOT/HR Green	MONONA COUNTY	PROJECT NUMBER STP-175-1(95)--2C-67	SHEET NUMBER W.44

10:01:03 PM 8/10/2023 nbuckin \\hrgreen.com\hrg\Data\2020\200200.15\CAD\Design\CADD_Files\Sheet_Files\SHT_6717502021_W01_Z06.dgn

I-29 SB

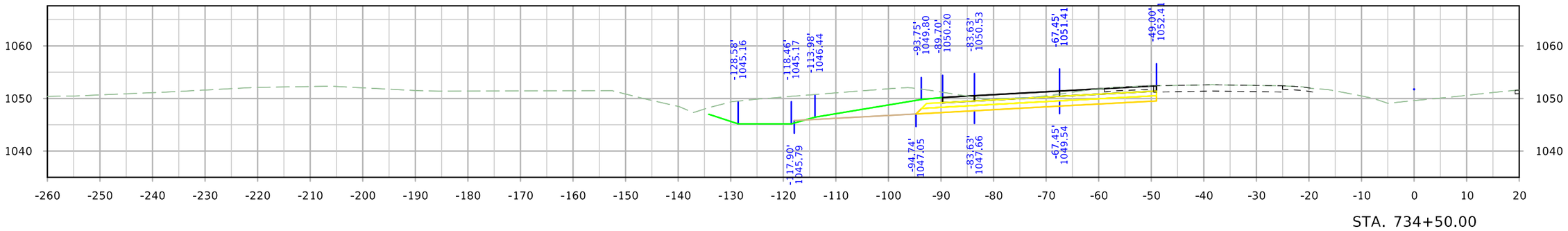

STA. 734+50.00

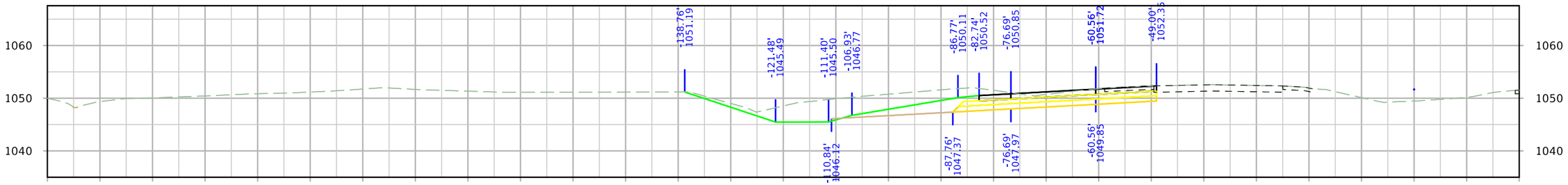

STA. 734+00.00

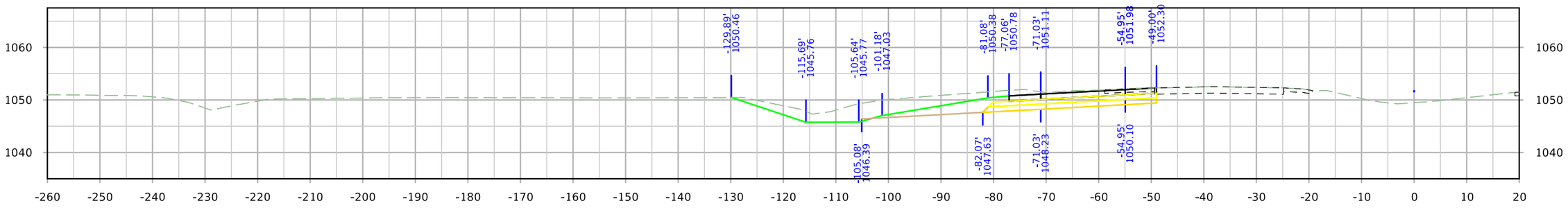

STA. 733+50.00

FILE NO.	ENGLISH	DESIGN TEAM Iowa DOT/HR Green	MONONA COUNTY	PROJECT NUMBER STP-175-1(95)--2C-67	SHEET NUMBER W.45

10:01:05 PM 8/10/2023 nbuckin \\hrgreen.com\hrg\Data\2020\200200.15\CAD\Design\CADD_Files\Sheet_Files\SHT_6717502021_W01_Z06.dgn

I-29 SB

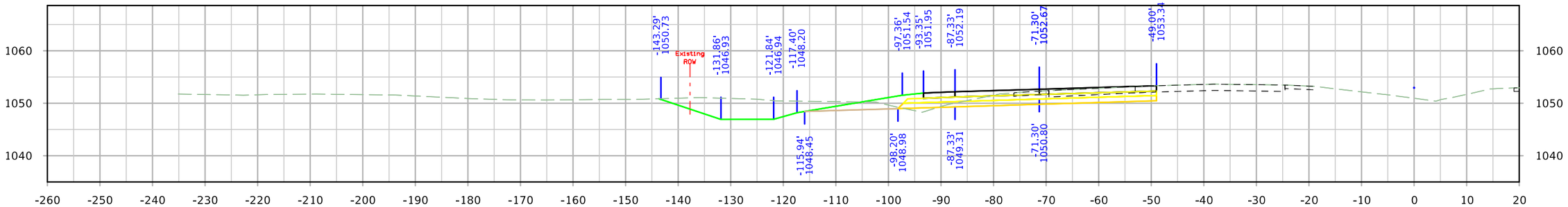

STA. 762+50.00

STA. 762+25.00

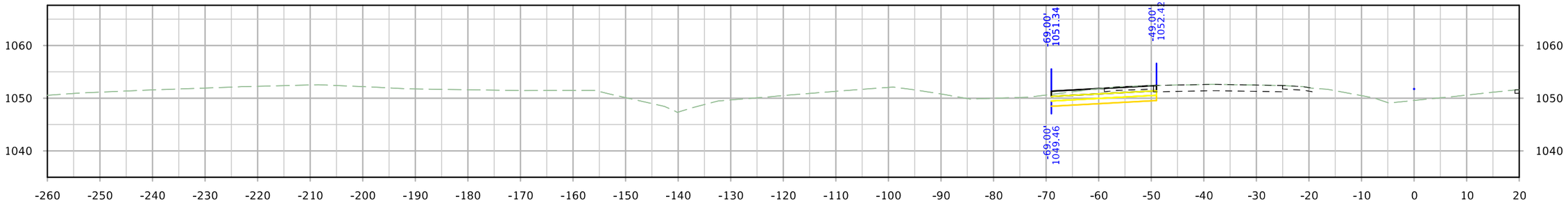

STA. 734+60.15

FILE NO.	ENGLISH	DESIGN TEAM Iowa DOT/HR Green	MONONA COUNTY	PROJECT NUMBER STP-175-1(95)--2C-67	SHEET NUMBER W.46

10:01:06 PM 8/10/2023 nbuckin \\hrgreen.com\hrg\Data\2020\200200.15\CAD\Design\CADD_Files\Sheet_Files\SHT_6717502021_W01_Z06.dgn

I-29 SB

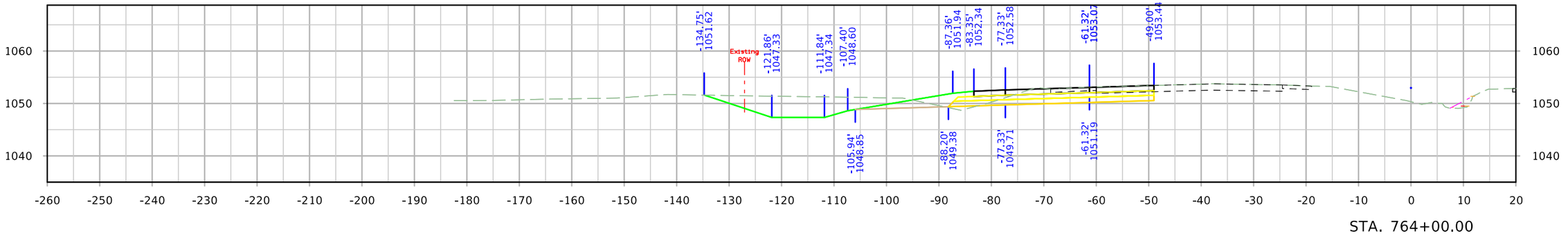

STA. 764+00.00

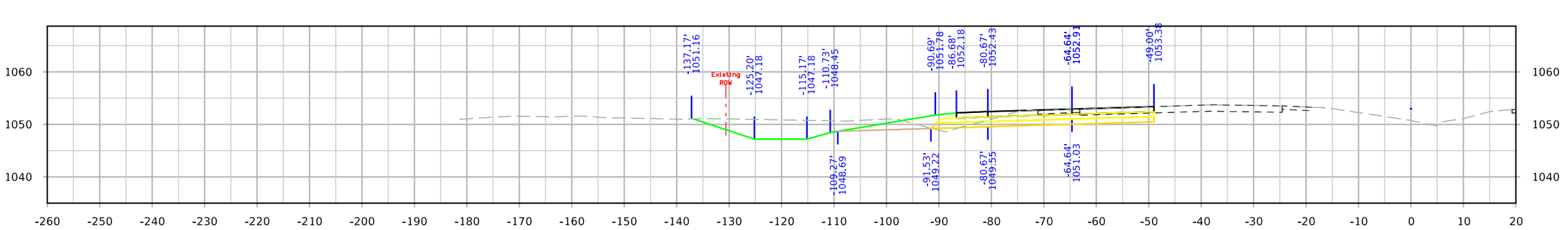

STA. 763+50.00

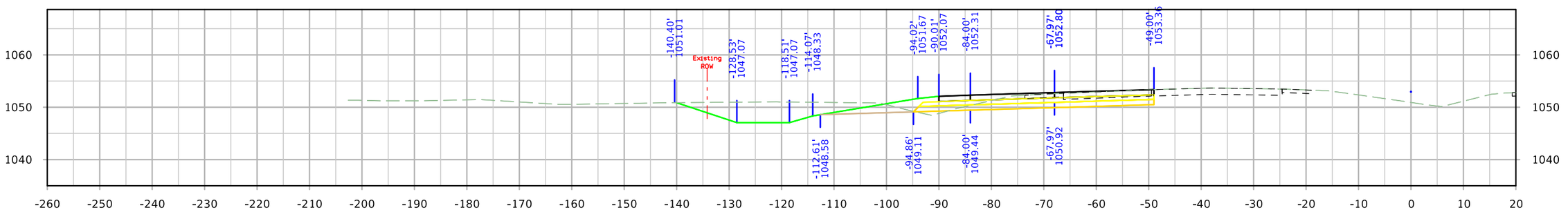

STA. 763+00.00

FILE NO.	ENGLISH	DESIGN TEAM Iowa DOT/HR Green	MONONA COUNTY	PROJECT NUMBER STP-175-1(95)--2C-67	SHEET NUMBER W.47

10:01:08 PM 8/10/2023 nbuckin \\hrgreen.com\hrg\Data\2020\200200.15\CAD\Design\CADD_Files\Sheet_Files\SHT_6717502021_W01_Z06.dgn

I-29 SB

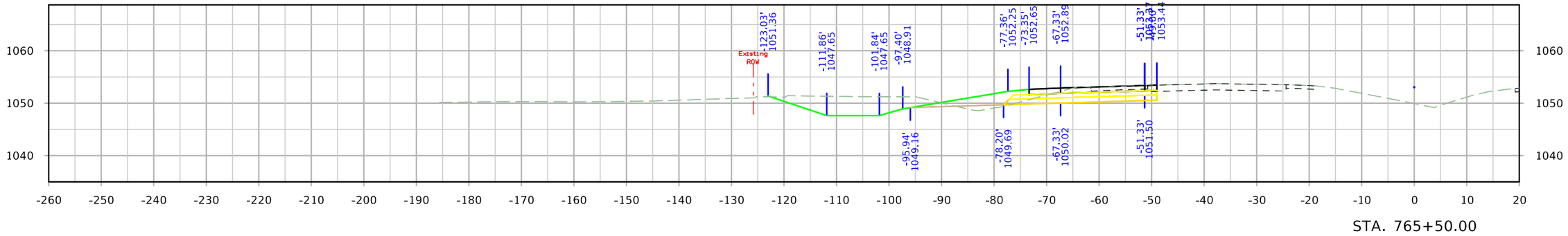

STA. 765+50.00

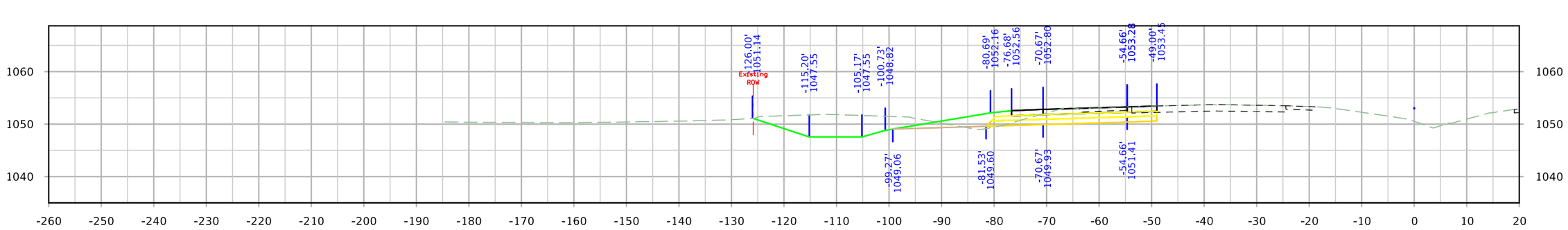

STA. 765+00.00

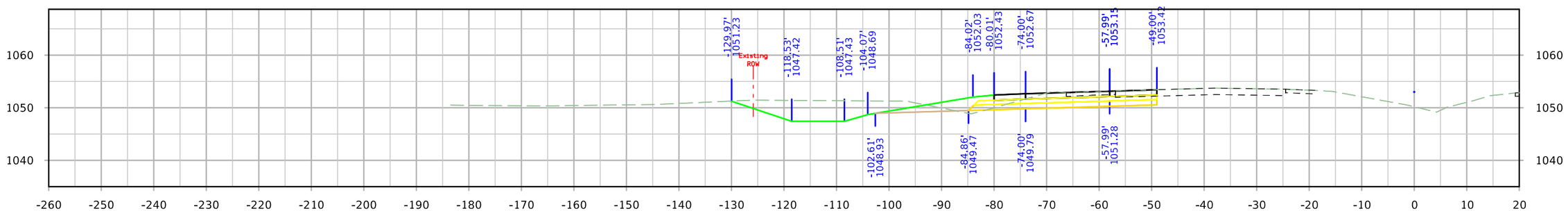

STA. 764+50.00

FILE NO.	ENGLISH	DESIGN TEAM Iowa DOT/HR Green	MONONA COUNTY	PROJECT NUMBER STP-175-1(95)--2C-67	SHEET NUMBER W.48

10:01:09 PM 8/10/2023 nbuckin \\hrgreen.com\hrg\Data\2020\200200.15\CAD\Design\CADD_Files\Sheet_Files\SHT_6717502021_W01_Z06.dgn

I-29 SB

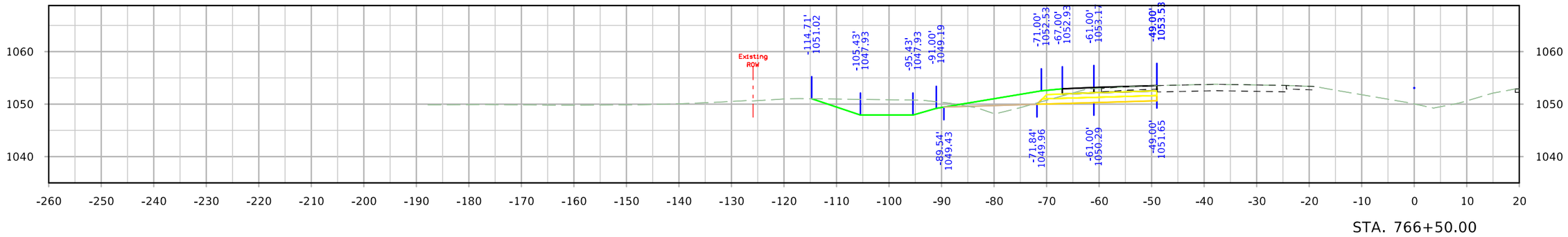

STA. 766+50.00

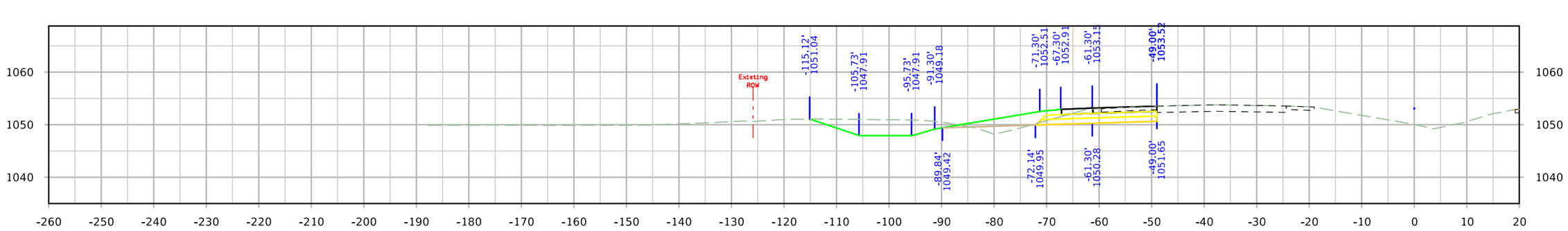

STA. 766+45.00

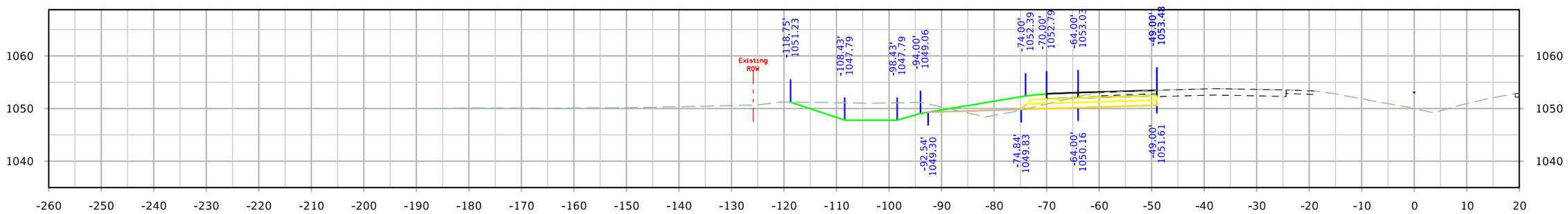

STA. 766+00.00

FILE NO.	ENGLISH	DESIGN TEAM Iowa DOT/HR Green	MONONA COUNTY	PROJECT NUMBER STP-175-1(95)--2C-67	SHEET NUMBER W.49

10:01:11 PM 8/10/2023 nbuckin \\hrgreen.com\hrg\Data\2020\200200.15\CAD\Design\CADD_Files\Sheet_Files\SHT_6717502021_W01_Z06.dgn

I-29 SB

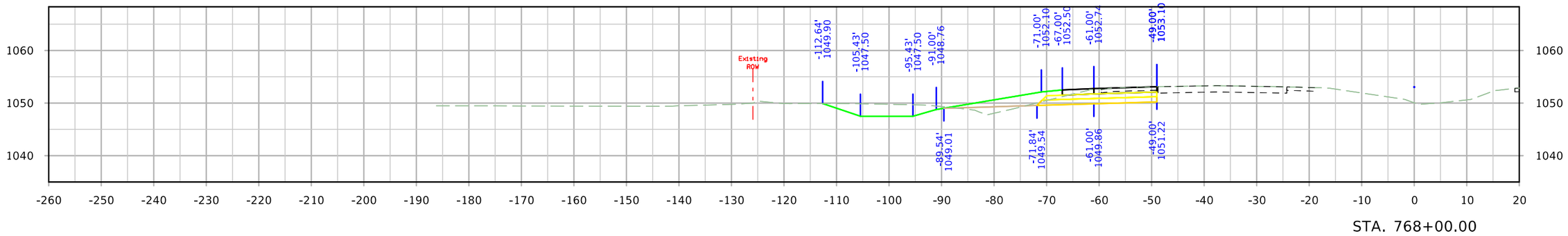

STA. 768+00.00

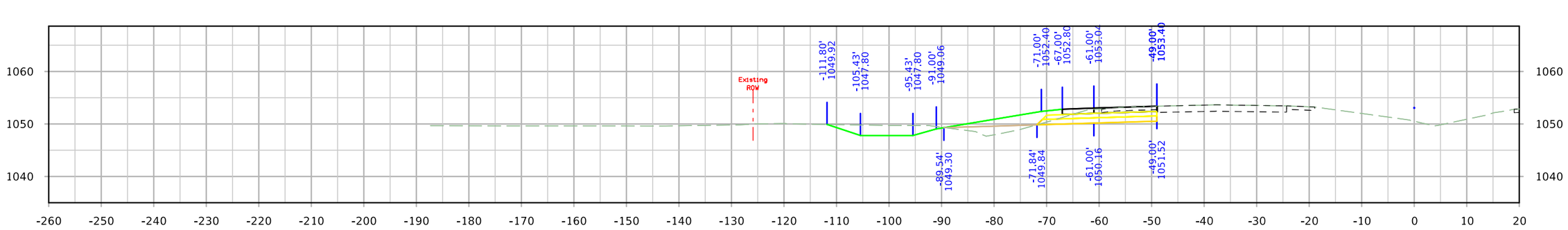

STA. 767+50.00

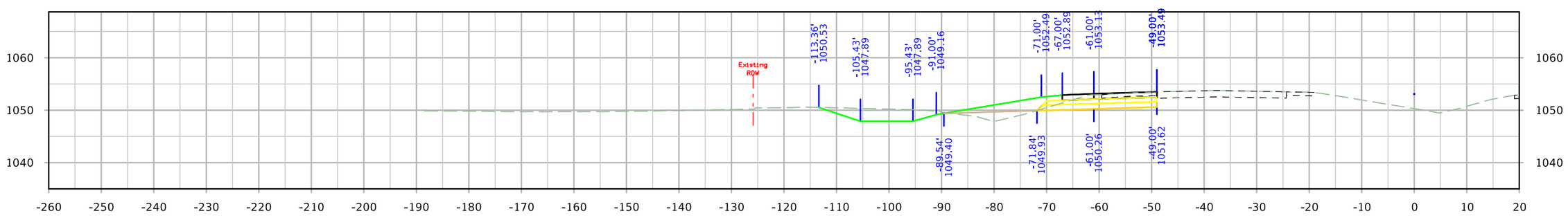

STA. 767+00.00

FILE NO.	ENGLISH	DESIGN TEAM Iowa DOT/HR Green	MONONA COUNTY	PROJECT NUMBER STP-175-1(95)--2C-67	SHEET NUMBER W.50

10:01:12 PM 8/10/2023 nbuckin \\hrgreen.com\hrg\Data\2020\200200.15\CAD\Design\CADD_Files\Sheet_Files\SHT_6717502021_W01_Z06.dgn

I-29 SB

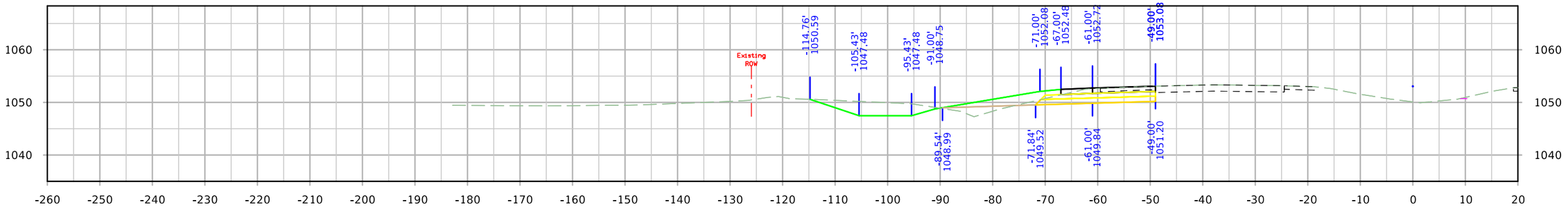

STA. 769+50.00

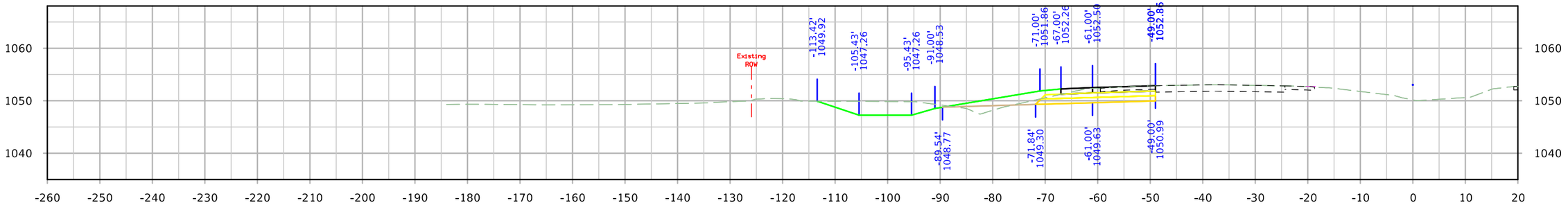

STA. 769+00.00

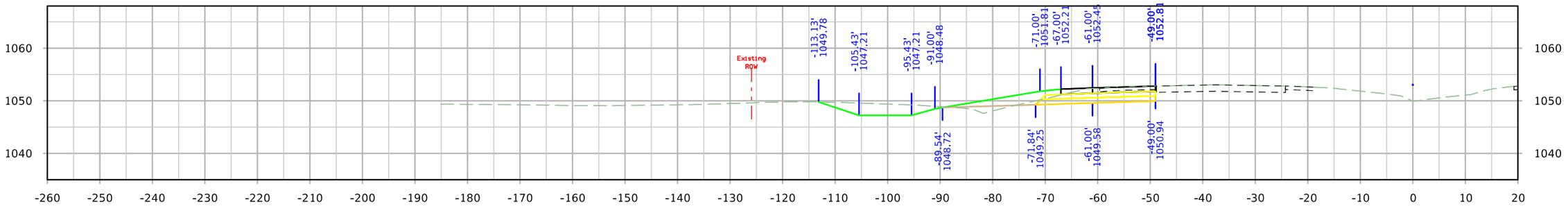

STA. 768+50.00

FILE NO.	ENGLISH	DESIGN TEAM Iowa DOT/HR Green	MONONA COUNTY	PROJECT NUMBER STP-175-1(95)--2C-67	SHEET NUMBER W.51

10:01:14 PM 8/10/2023 nbuckin \\hrgreen.com\hrg\Data\2020\200200.15\CAD\Design\CADD_Files\Sheet_Files\SHT_6717502021_W01_Z06.dgn

I-29 SB

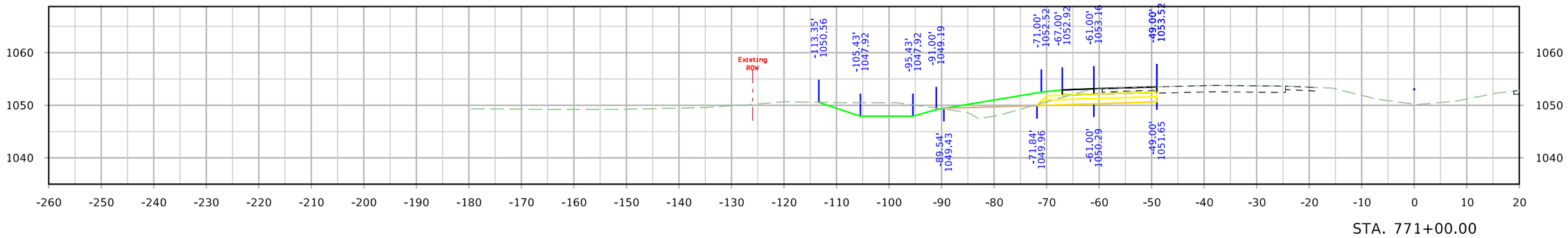

STA. 771+00.00

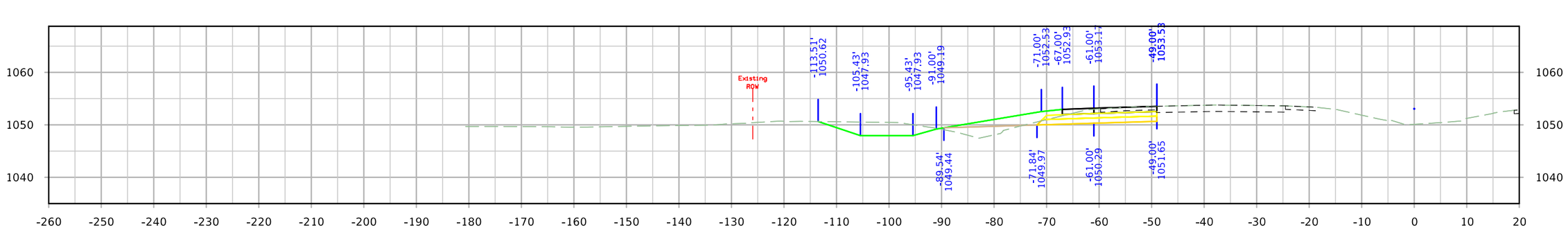

STA. 770+50.00

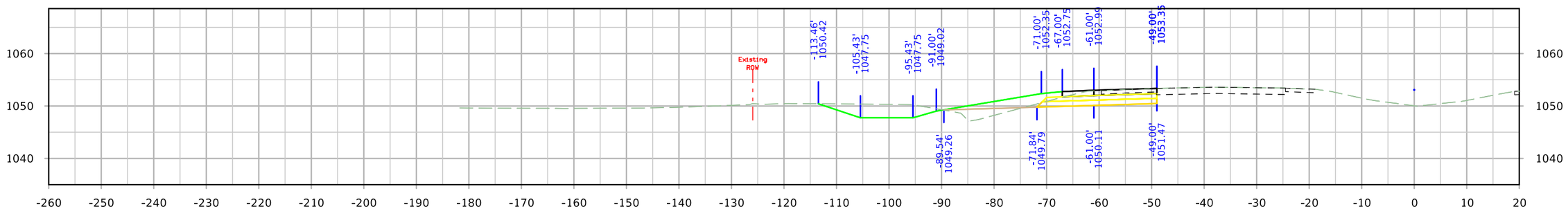

STA. 770+00.00

FILE NO.	ENGLISH	DESIGN TEAM Iowa DOT/HR Green	MONONA COUNTY	PROJECT NUMBER STP-175-1(95)--2C-67	SHEET NUMBER W.52

10:01:15 PM 8/10/2023 nbuckin \\hrgreen.com\hrg\Data\2020\200200.15\CAD\Design\CADD_Files\Sheet_Files\SHT_6717502021_W01_Z06.dgn

I-29 SB

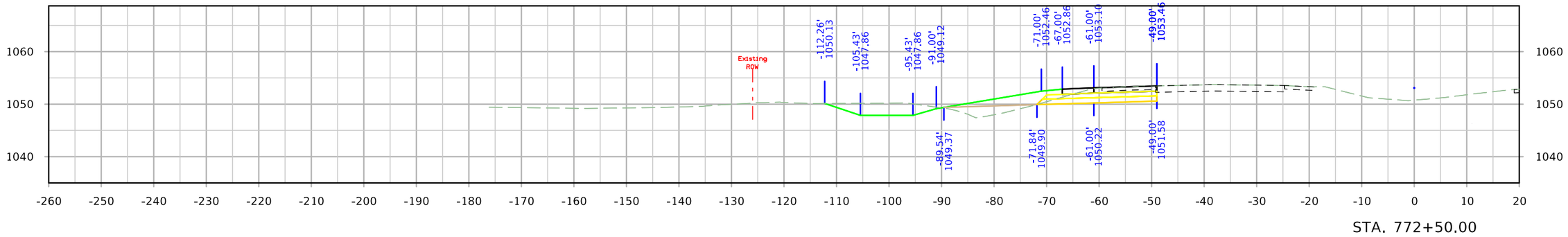

STA. 772+50.00

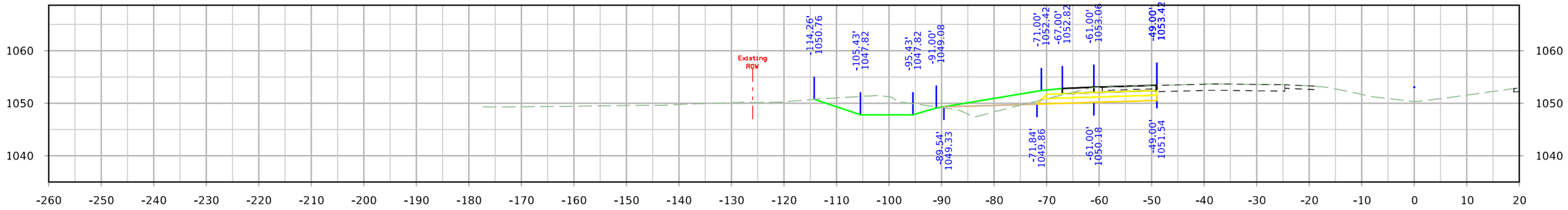

STA. 772+00.00

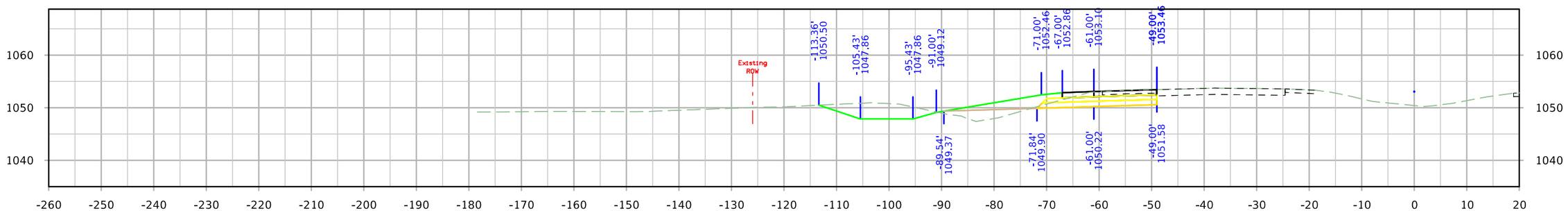

STA. 771+50.00

FILE NO.	ENGLISH	DESIGN TEAM Iowa DOT/HR Green	MONONA COUNTY	PROJECT NUMBER STP-175-1(95)--2C-67	SHEET NUMBER W.53

10:01:17 PM 8/10/2023 nbuckin \\hrgreen.com\hrg\Data\2020\200200.15\CAD\Design\CADD_Files\Sheet_Files\SHT_6717502021_W01_Z06.dgn

I-29 SB

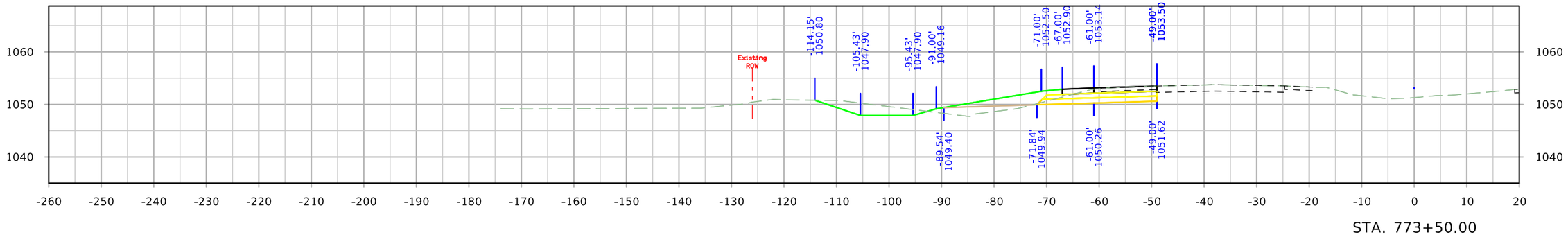

STA. 773+50.00

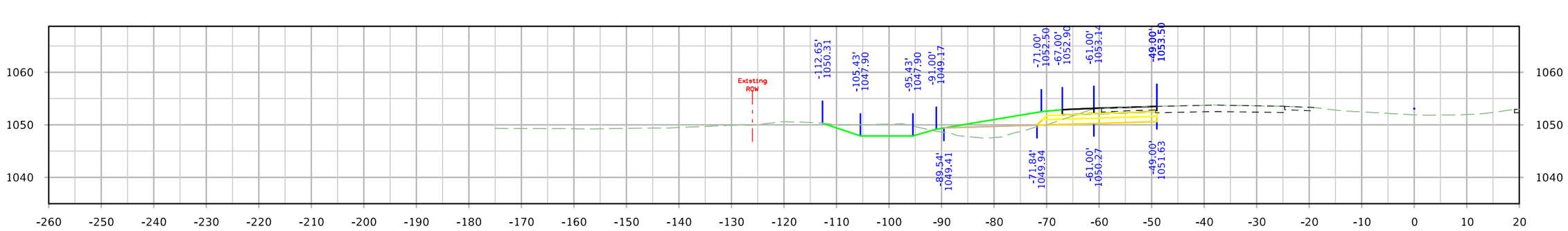

STA. 773+00.00

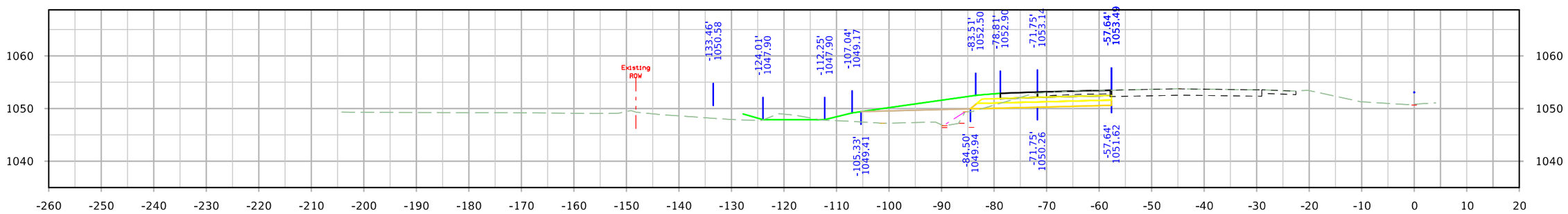

STA. 772+56.80
(Skewed 31° LA)

FILE NO.	ENGLISH	DESIGN TEAM Iowa DOT/HR Green	MONONA COUNTY	PROJECT NUMBER STP-175-1(95)--2C-67	SHEET NUMBER W.54

10:01:19 PM 8/10/2023 nbuckin \\hrgreen.com\hrg\Data\2020\200200.15\CAD\Design\CADD_Files\Sheet_Files\SHT_6717502021_W01_Z06.dgn

I-29 SB

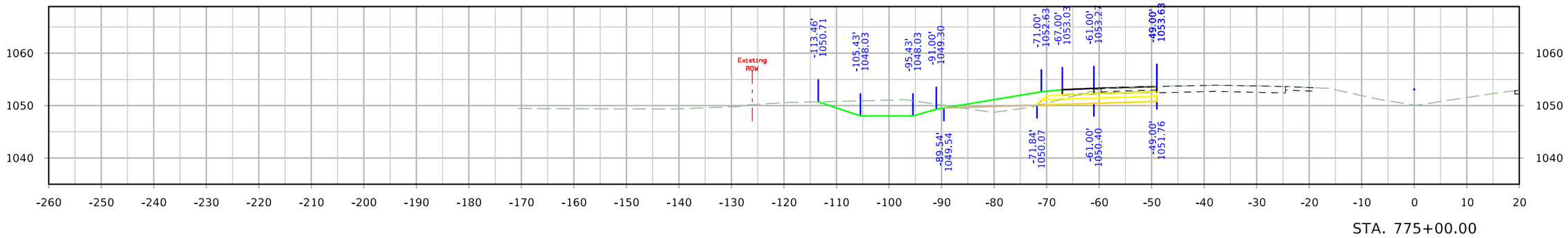

STA. 775+00.00

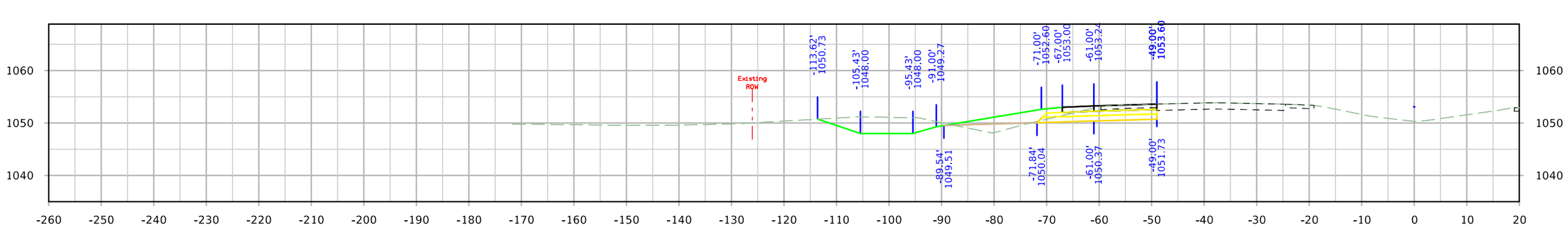

STA. 774+50.00

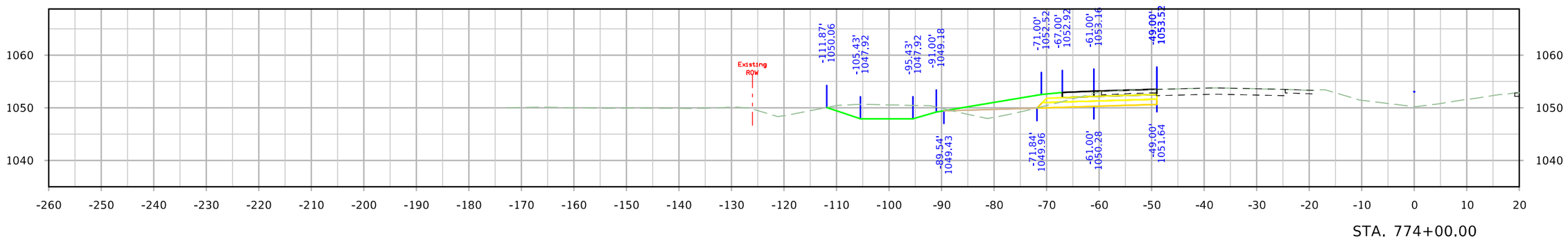

STA. 774+00.00

FILE NO.	ENGLISH	DESIGN TEAM Iowa DOT/HR Green	MONONA COUNTY	PROJECT NUMBER STP-175-1(95)--2C-67	SHEET NUMBER W.55

10:01:20 PM 8/10/2023 nbuckin \\hrgreen.com\hrg\Data\2020\200200.15\CAD\Design\CADD_Files\Sheet_Files\SHT_6717502021_W01_Z06.dgn

I-29 SB

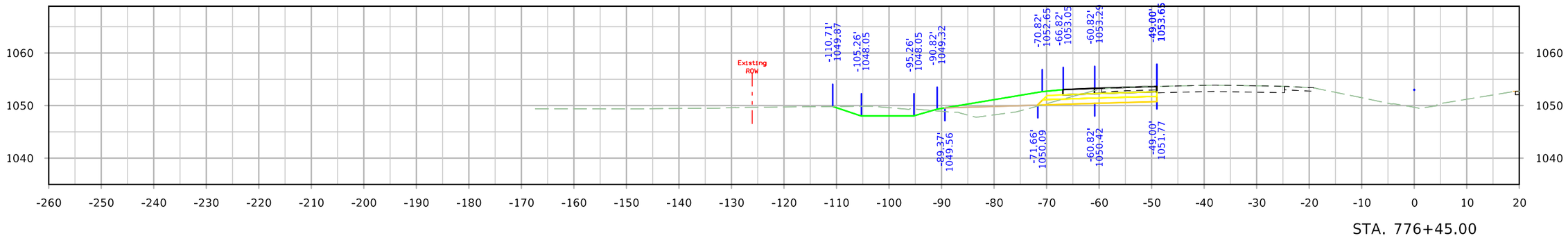

STA. 776+45.00

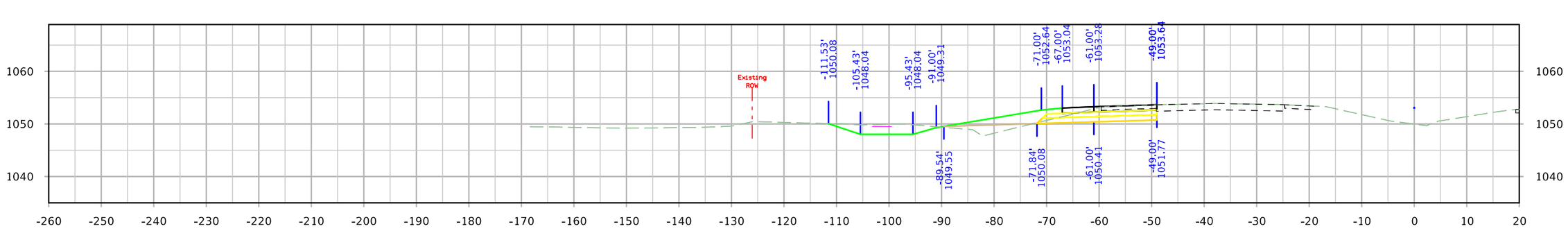

STA. 776+00.00

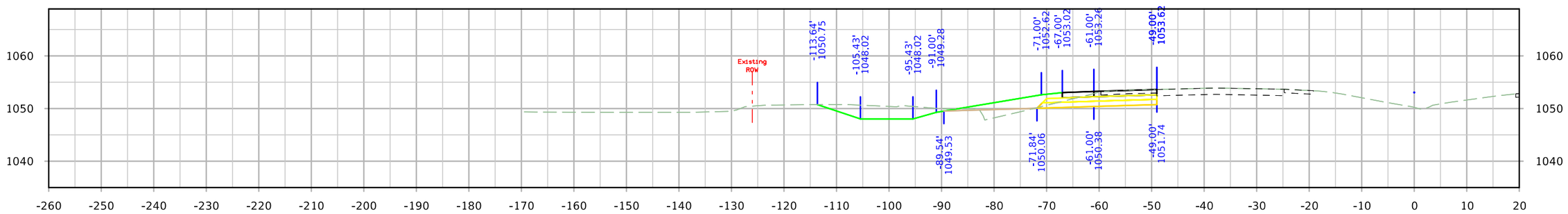

STA. 775+50.00

FILE NO.	ENGLISH	DESIGN TEAM Iowa DOT/HR Green	MONONA COUNTY	PROJECT NUMBER STP-175-1(95)--2C-67	SHEET NUMBER W.56

10:01:22 PM 8/10/2023 nbuckin \\hrgreen.com\hrg\Data\2020\200200.15\CAD\Design\CADD_Files\Sheet_Files\SHT_6717502021_W01_Z06.dgn

I-29 SB

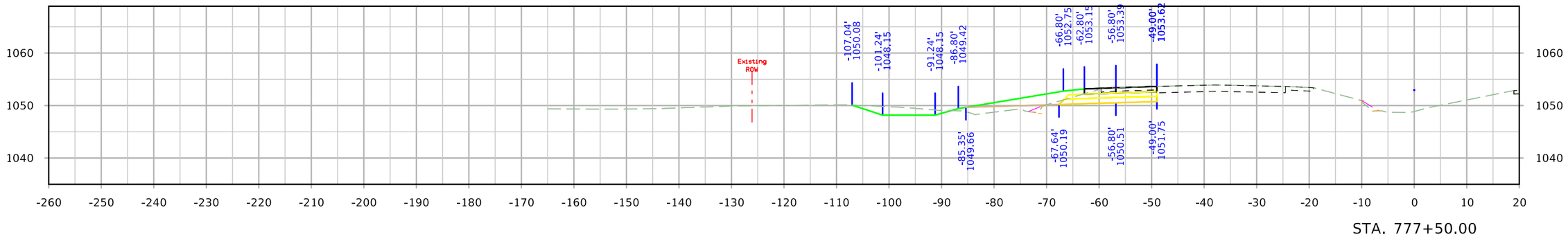

STA. 777+50.00

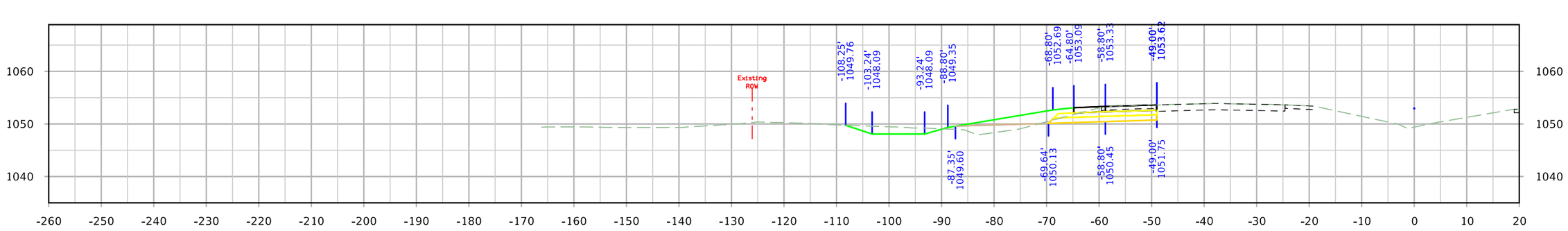

STA. 777+00.00

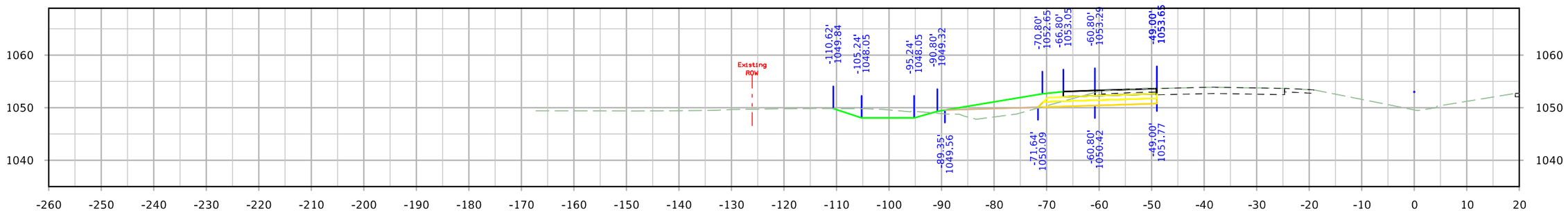

STA. 776+50.00

FILE NO.	ENGLISH	DESIGN TEAM Iowa DOT/HR Green	MONONA COUNTY	PROJECT NUMBER STP-175-1(95)--2C-67	SHEET NUMBER W.57

10:01:23 PM 8/10/2023 nbuckin \\hrgreen.com\hrg\Data\2020\200200.15\CAD\Design\CADD_Files\Sheet_Files\SHT_6717502021_W01_Z06.dgn

I-29 SB

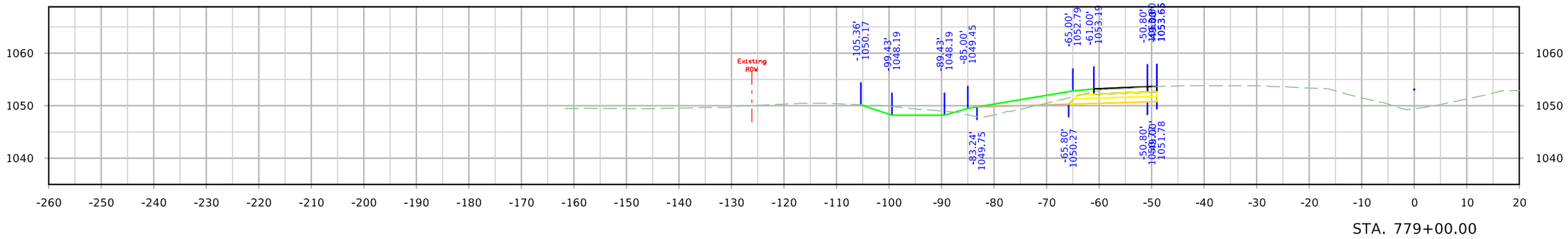

STA. 779+00.00

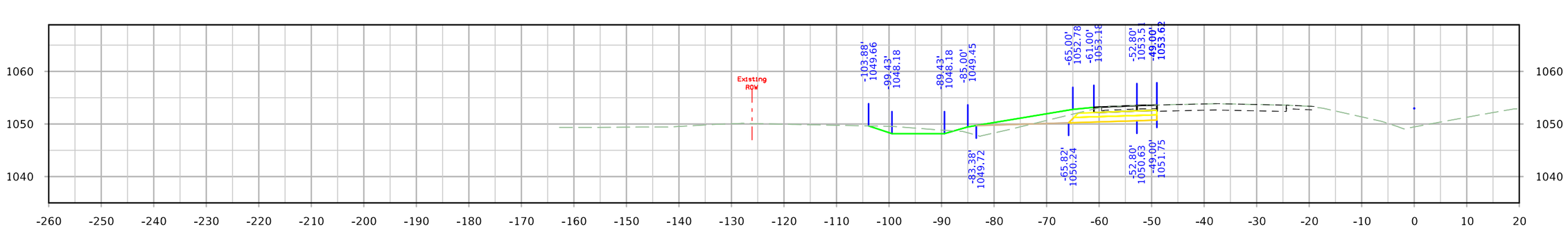

STA. 778+50.00

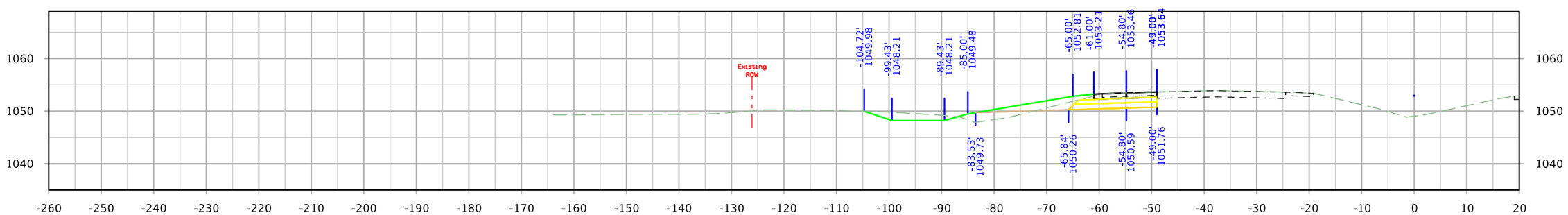

STA. 778+00.00

FILE NO.	ENGLISH	DESIGN TEAM Iowa DOT/HR Green	MONONA COUNTY	PROJECT NUMBER STP-175-1(95)--2C-67	SHEET NUMBER W.58

10:01:25 PM 8/10/2023 nbuckin \\hrgreen.com\hrg\Data\2020\200200.15\CAD\Design\CADD_Files\Sheet_Files\SHT_6717502021_W01_Z06.dgn

I-29 SB

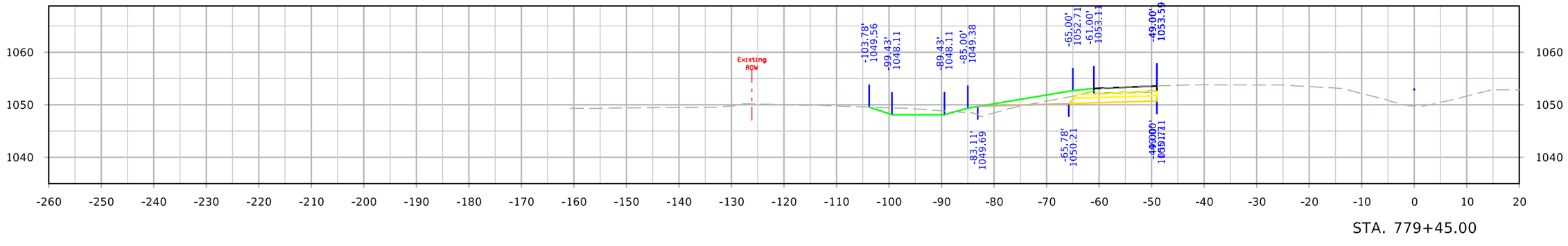

STA. 779+45.00

FILE NO.	ENGLISH	DESIGN TEAM Iowa DOT/HR Green	MONONA COUNTY	PROJECT NUMBER STP-175-1(95)--2C-67	SHEET NUMBER W.59

10:01:26 PM 8/10/2023 nbuckin \\hrgreen.com\hrg\Data\2020\200200.15\CAD\Design\CADD_Files\Sheet_Files\SHT_6717502021_W01_Z06.dgn

IA 175

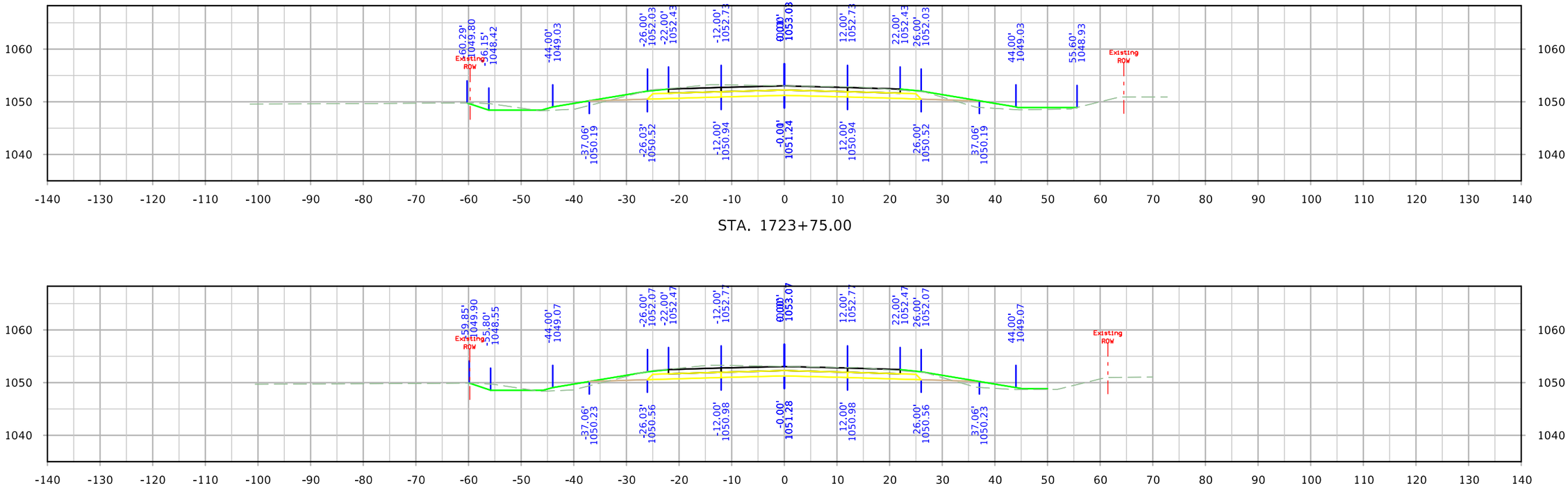

STA. 1723+75.00

STA. 1723+50.00

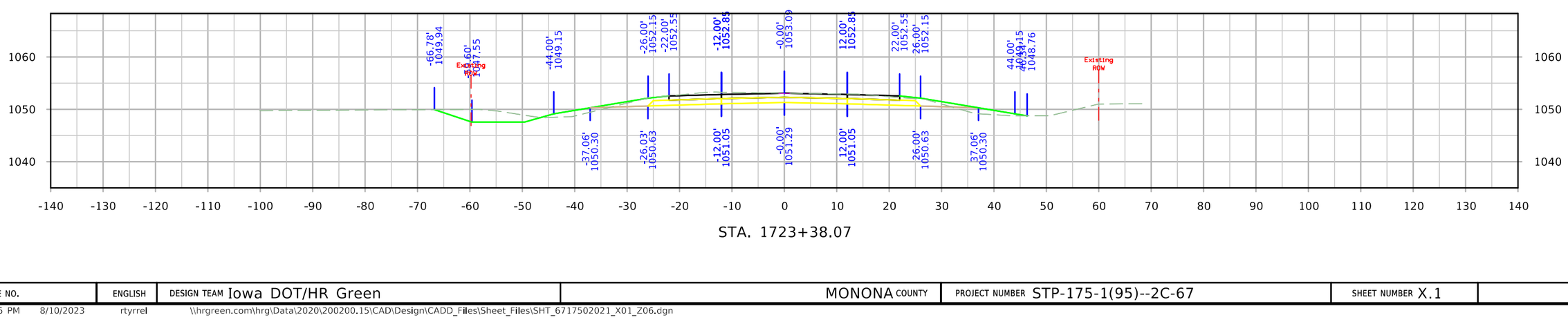

STA. 1723+38.07

FILE NO.	ENGLISH	DESIGN TEAM Iowa DOT/HR Green	MONONA COUNTY	PROJECT NUMBER STP-175-1(95)--2C-67	SHEET NUMBER X.1	

12:39:06 PM 8/10/2023 rtyrrel \\hrgreen.com\hrg\Data\2020\200200.15\CAD\Design\CADD_Files\Sheet_Files\SHT_6717502021_X01_Z06.dgn

IA 175

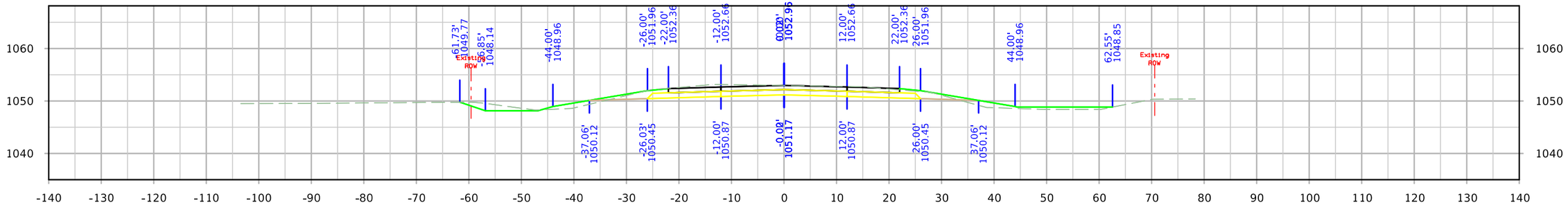

STA. 1724+25.00

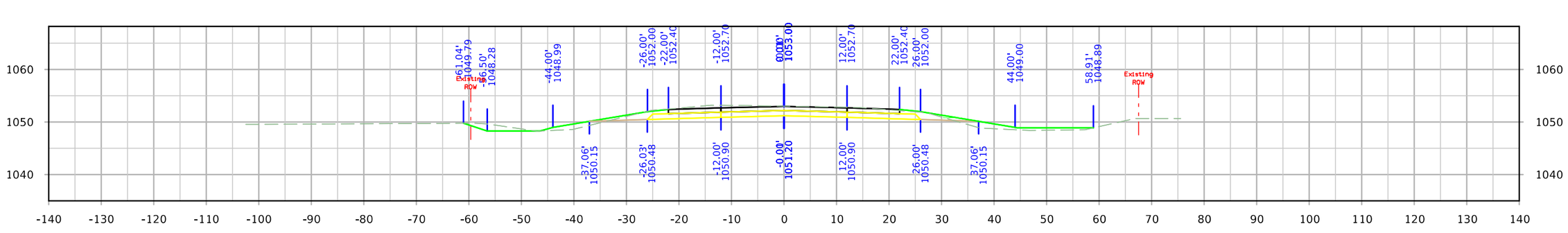

STA. 1724+00.00

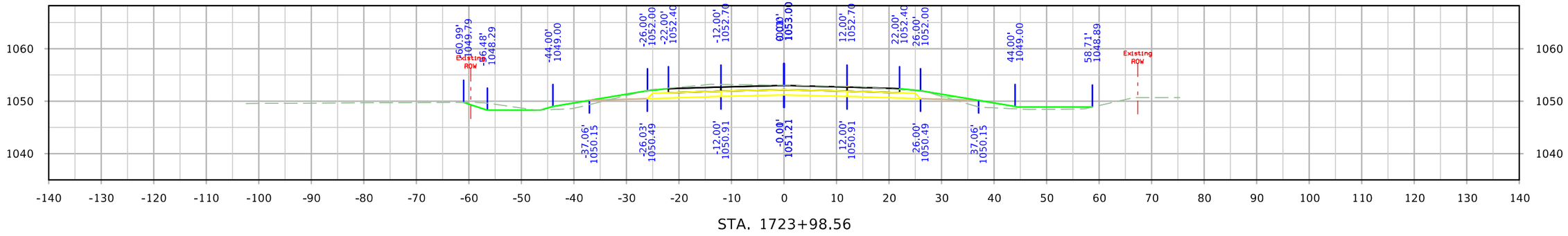

STA. 1723+98.56

FILE NO.	ENGLISH	DESIGN TEAM Iowa DOT/HR Green	MONONA COUNTY	PROJECT NUMBER STP-175-1(95)--2C-67	SHEET NUMBER X.2	

12:39:08 PM 8/10/2023 rtyrrel \\hrgreen.com\hrg\Data\2020\200200.15\CAD\Design\CADD_Files\Sheet_Files\SHT_6717502021_X01_Z06.dgn

IA 175

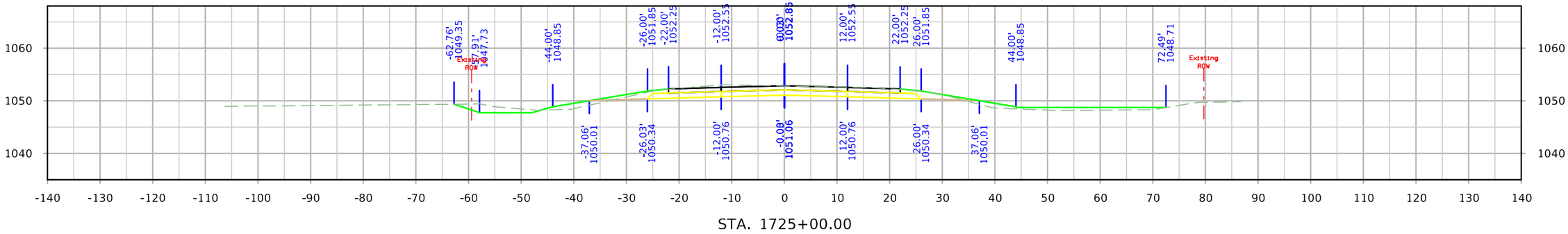

STA. 1725+00.00

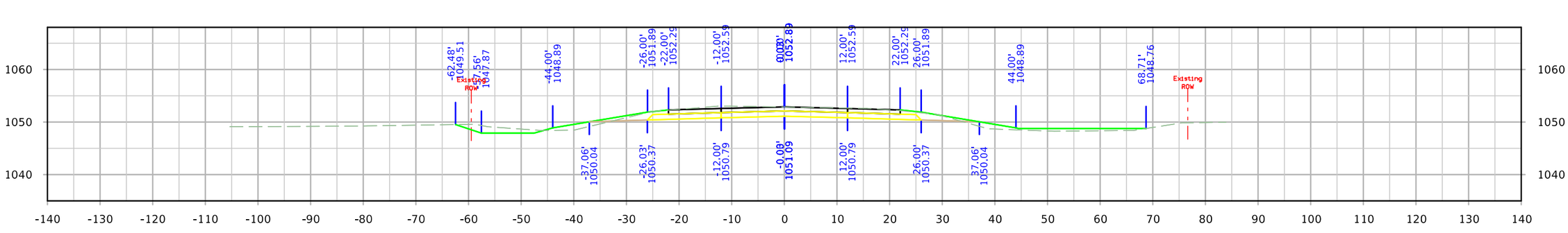

STA. 1724+75.00

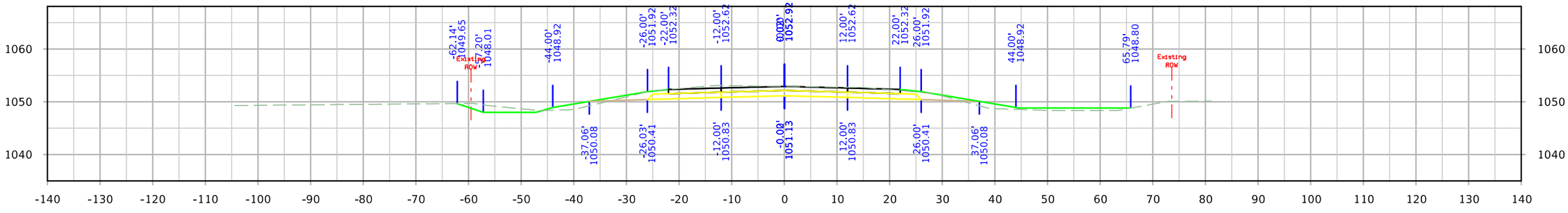

STA. 1724+50.00

FILE NO.	ENGLISH	DESIGN TEAM Iowa DOT/HR Green	MONONA COUNTY	PROJECT NUMBER STP-175-1(95)--2C-67	SHEET NUMBER X.3

12:39:09 PM 8/10/2023 rtyrrel \\hrgreen.com\hrg\Data\2020\200200.15\CAD\Design\CADD_Files\Sheet_Files\SHT_6717502021_X01_Z06.dgn

IA 175

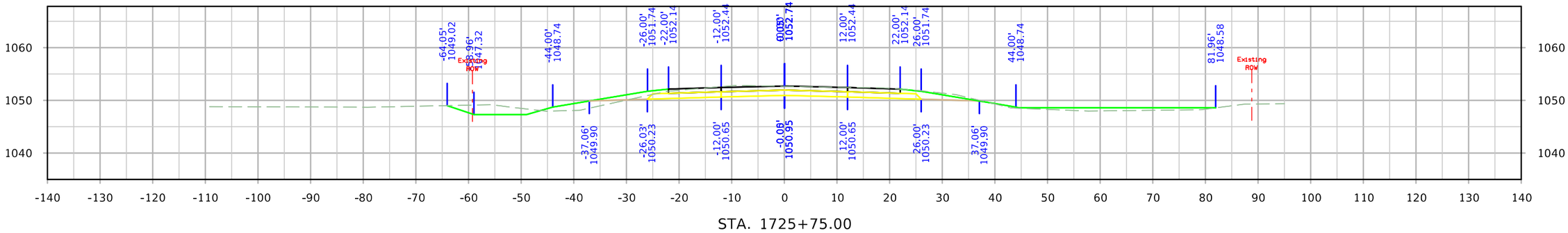

STA. 1725+75.00

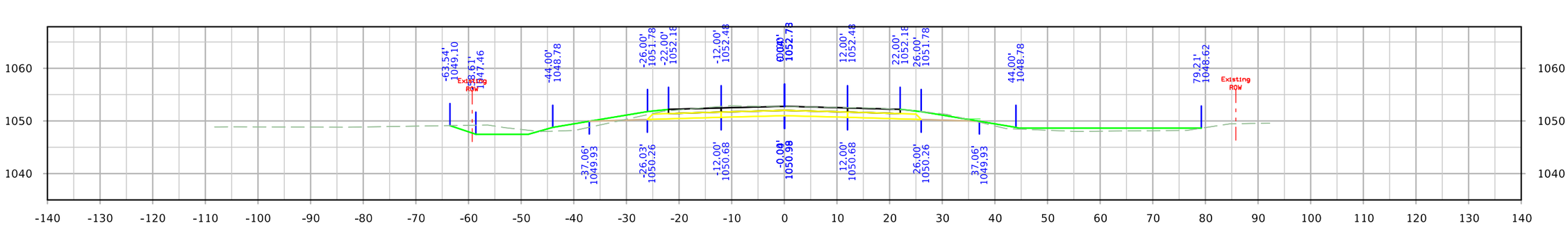

STA. 1725+50.00

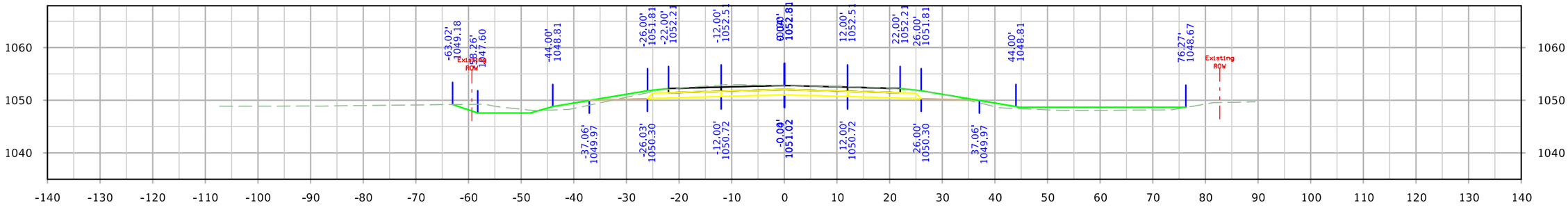

STA. 1725+25.00

FILE NO.	ENGLISH	DESIGN TEAM Iowa DOT/HR Green	MONONA COUNTY	PROJECT NUMBER STP-175-1(95)--2C-67	SHEET NUMBER X.4

12:39:10 PM 8/10/2023 rtyrrel \\hrgreen.com\hrg\Data\2020\200200.15\CAD\Design\CADD_Files\Sheet_Files\SHT_6717502021_X01_Z06.dgn

IA 175

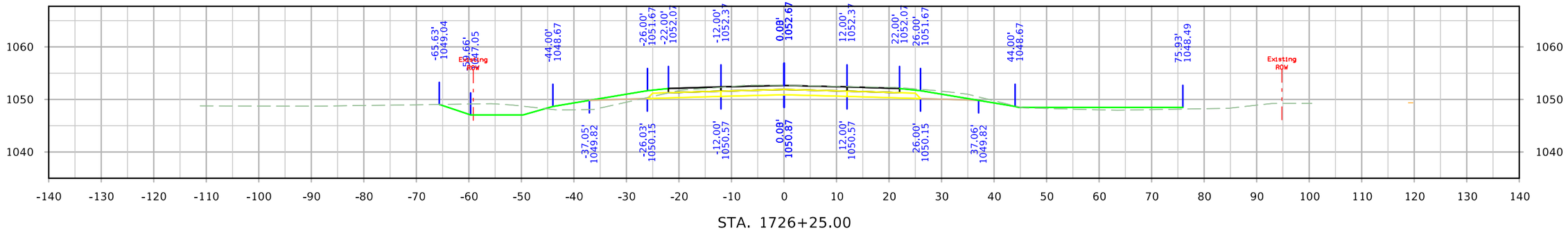

STA. 1726+25.00

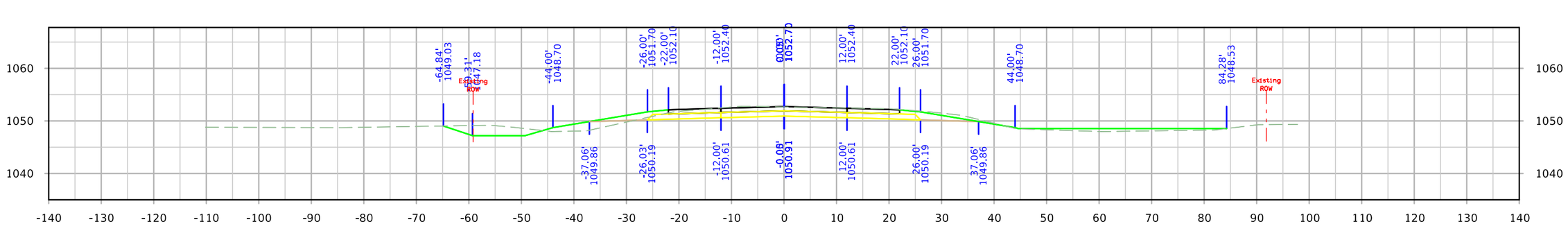

STA. 1726+00.00

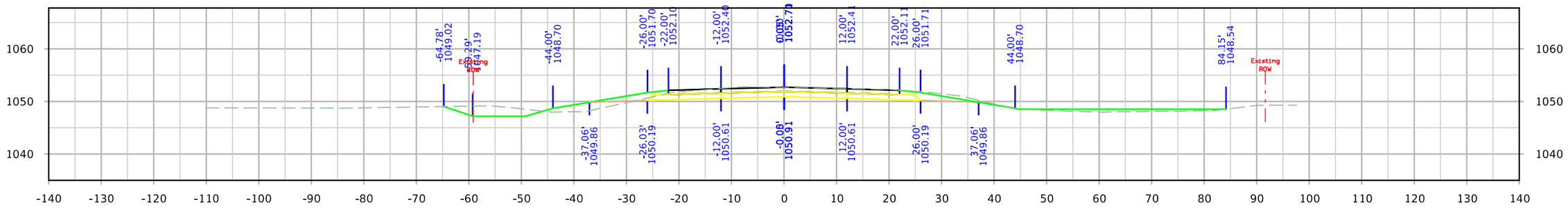

STA. 1725+98.39

FILE NO.	ENGLISH	DESIGN TEAM Iowa DOT/HR Green	MONONA COUNTY	PROJECT NUMBER STP-175-1(95)--2C-67	SHEET NUMBER X.5

12:39:12 PM 8/10/2023 rtyrrel \\hrgreen.com\hrg\Data\2020\200200.15\CAD\Design\CADD_Files\Sheet_Files\SHT_6717502021_X01_Z06.dgn

IA 175

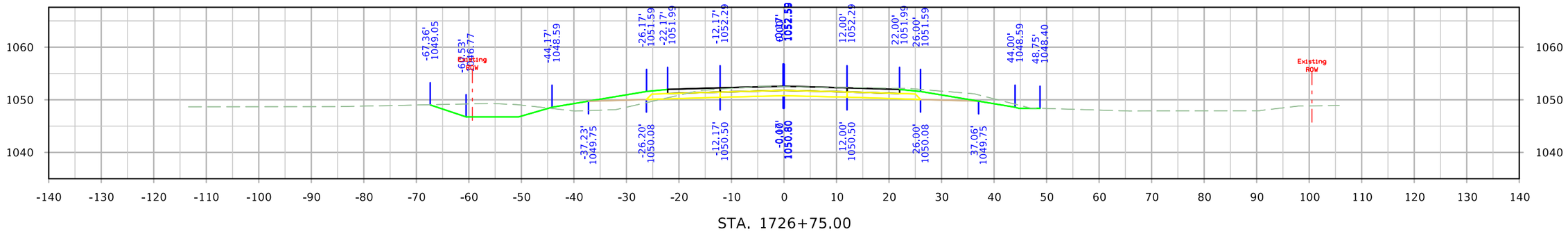

STA. 1726+75.00

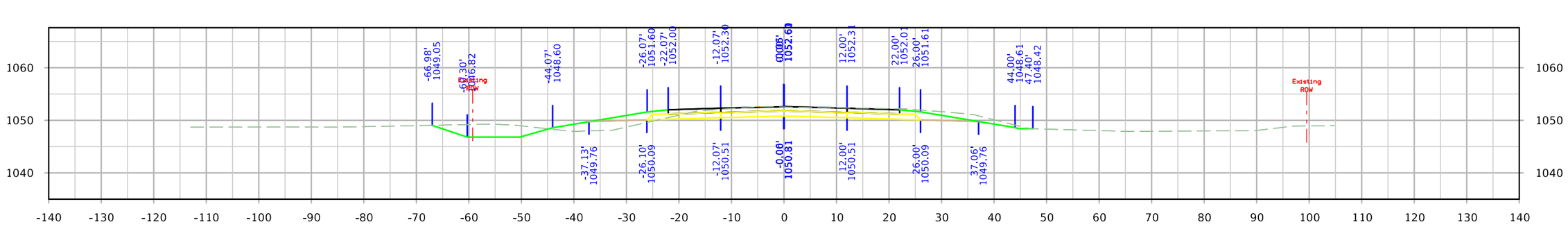

STA. 1726+66.07

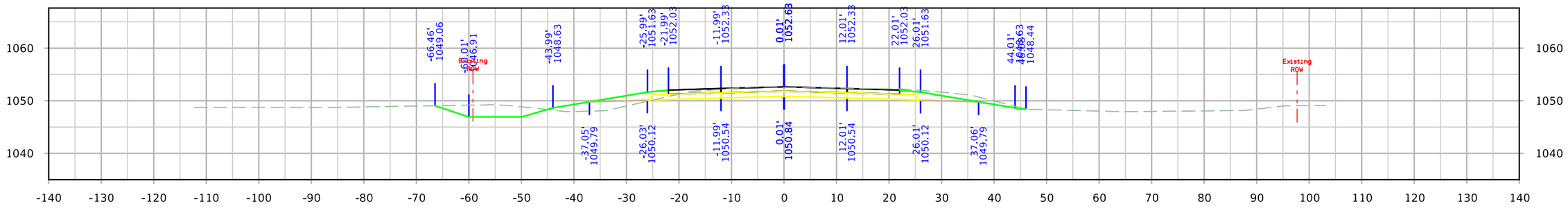

STA. 1726+50.00

FILE NO.	ENGLISH	DESIGN TEAM Iowa DOT/HR Green	MONONA COUNTY	PROJECT NUMBER STP-175-1(95)--2C-67	SHEET NUMBER X.6

12:39:13 PM 8/10/2023 rtyrrel \\hrgreen.com\hrg\Data\2020\200200.15\CAD\Design\CADD_Files\Sheet_Files\SHT_6717502021_X01_Z06.dgn

IA 175

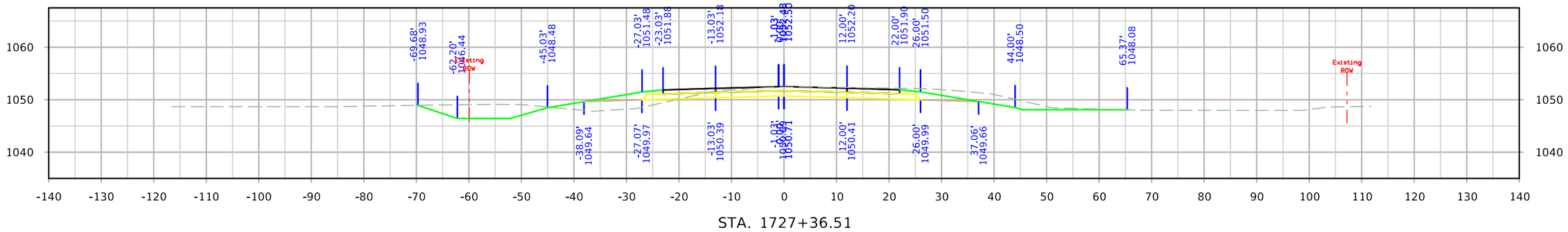

STA. 1727+36.51

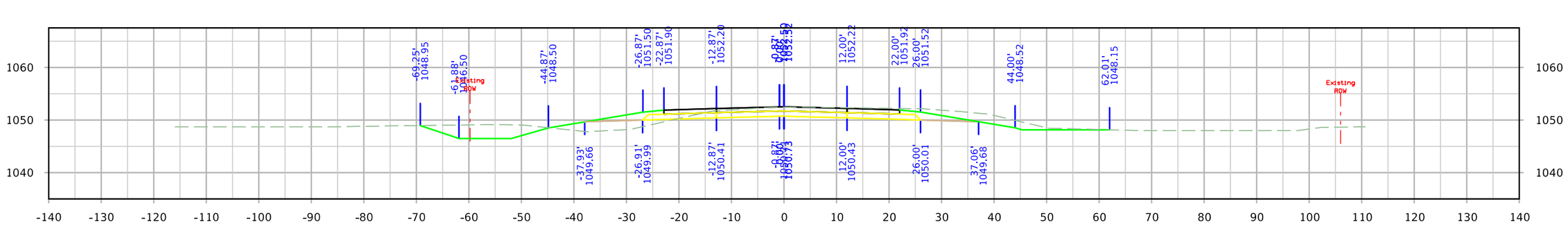

STA. 1727+25.00

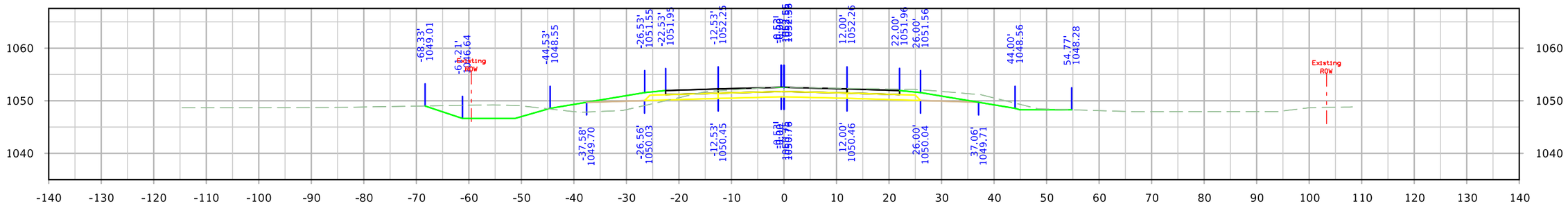

STA. 1727+00.00

FILE NO.	ENGLISH	DESIGN TEAM Iowa DOT/HR Green	MONONA COUNTY	PROJECT NUMBER STP-175-1(95)--2C-67	SHEET NUMBER X.7

12:39:15 PM 8/10/2023 rtyrrel \\hrgreen.com\hrg\Data\2020\200200.15\CAD\Design\CADD_Files\Sheet_Files\SHT_6717502021_X01_Z06.dgn

IA 175

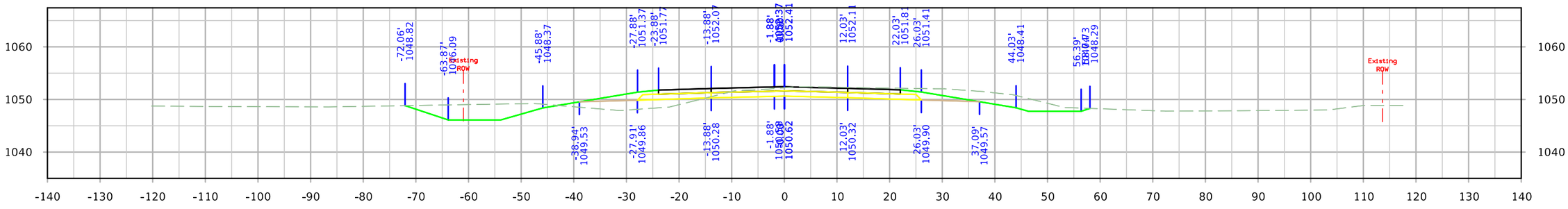

STA. 1728+00.00

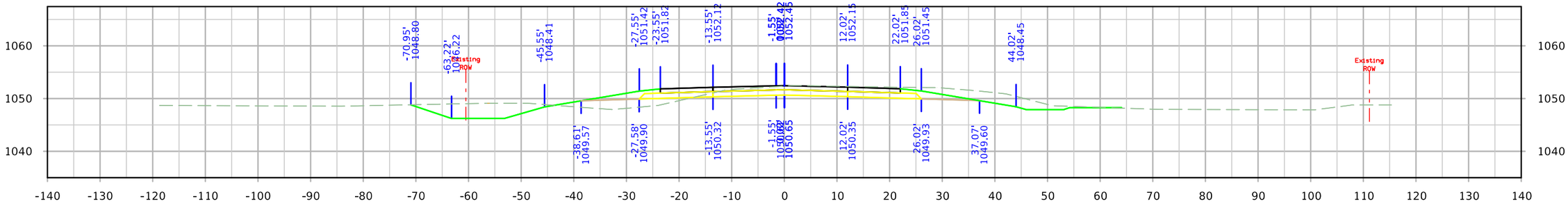

STA. 1727+75.00

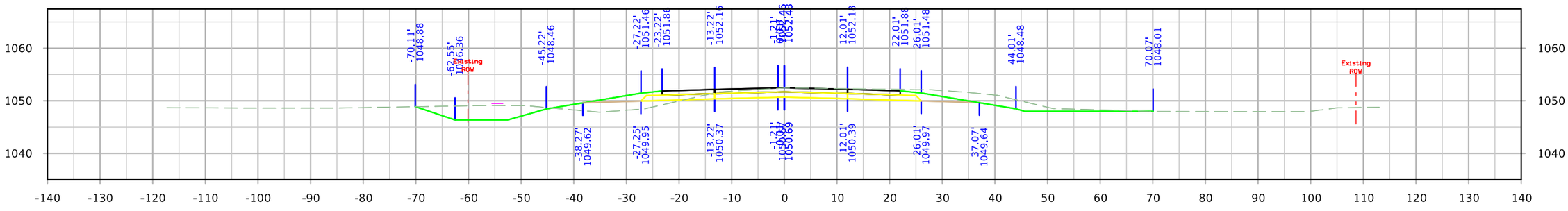

STA. 1727+50.00

FILE NO.	ENGLISH	DESIGN TEAM Iowa DOT/HR Green	MONONA COUNTY	PROJECT NUMBER STP-175-1(95)--2C-67	SHEET NUMBER X.8

12:39:16 PM 8/10/2023 rtyrrel \\hrgreen.com\hrg\Data\2020\200200.15\CAD\Design\CADD_Files\Sheet_Files\SHT_6717502021_X01_Z06.dgn

IA 175

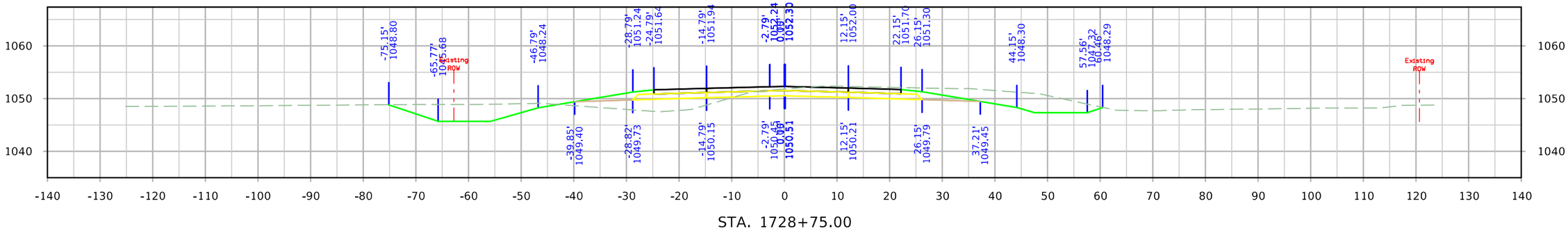

STA. 1728+75.00

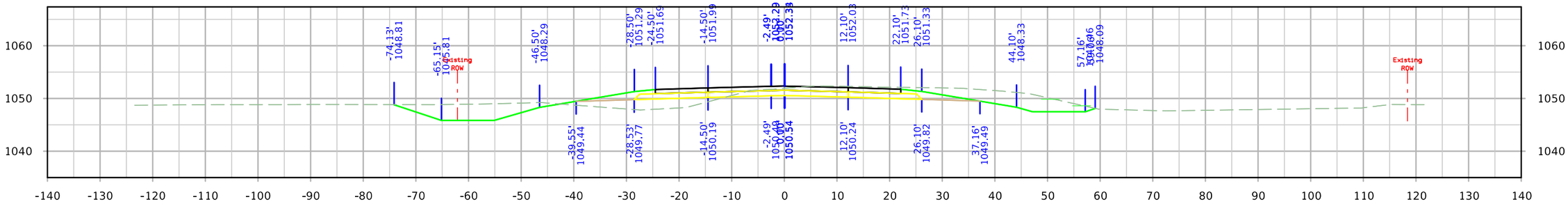

STA. 1728+50.00

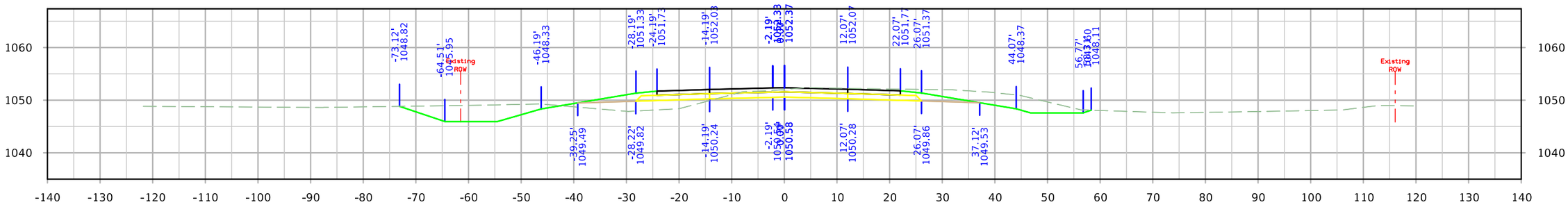

STA. 1728+25.00

FILE NO.	ENGLISH	DESIGN TEAM Iowa DOT/HR Green	MONONA COUNTY	PROJECT NUMBER STP-175-1(95)--2C-67	SHEET NUMBER X.9

12:39:17 PM 8/10/2023 rtyrrel \\hrgreen.com\hrg\Data\2020\200200.15\CAD\Design\CADD_Files\Sheet_Files\SHT_6717502021_X01_Z06.dgn

IA 175

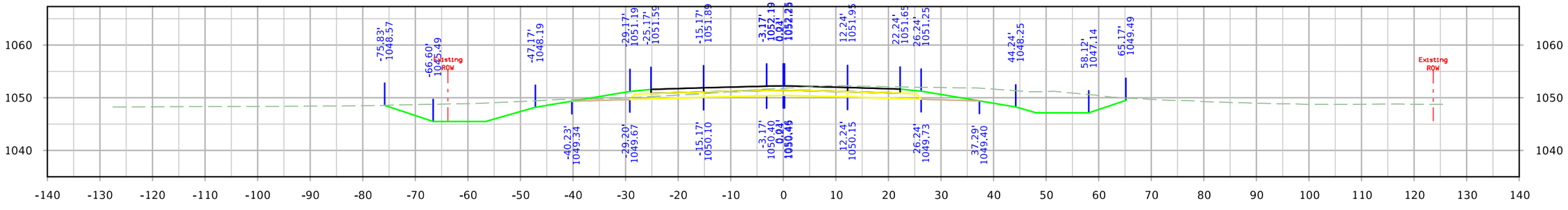

STA. 1729+08.72

STA. 1729+00.00

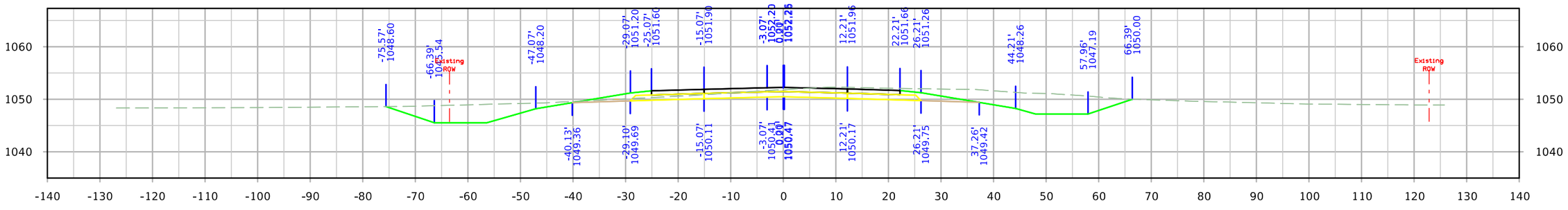

STA. 1728+99.63

FILE NO.	ENGLISH	DESIGN TEAM Iowa DOT/HR Green	MONONA COUNTY	PROJECT NUMBER STP-175-1(95)--2C-67	SHEET NUMBER X.10

12:39:19 PM 8/10/2023 rtyrrel \\hrgreen.com\hrg\Data\2020\200200.15\CAD\Design\CADD_Files\Sheet_Files\SHT_6717502021_X01_Z06.dgn

IA 175

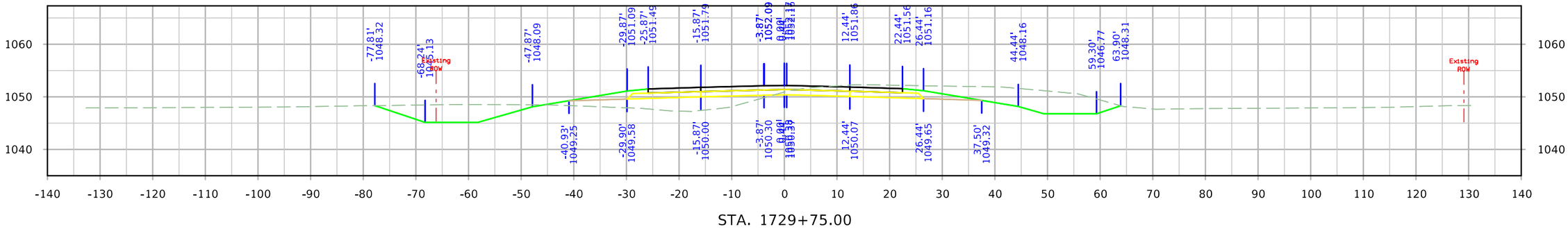

STA. 1729+75.00

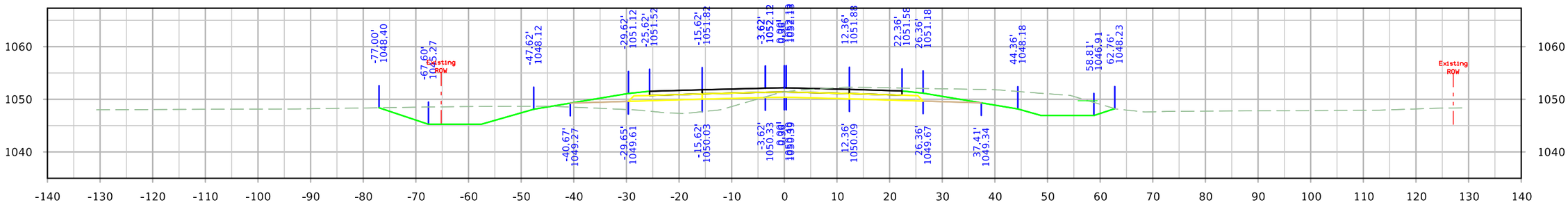

STA. 1729+50.00

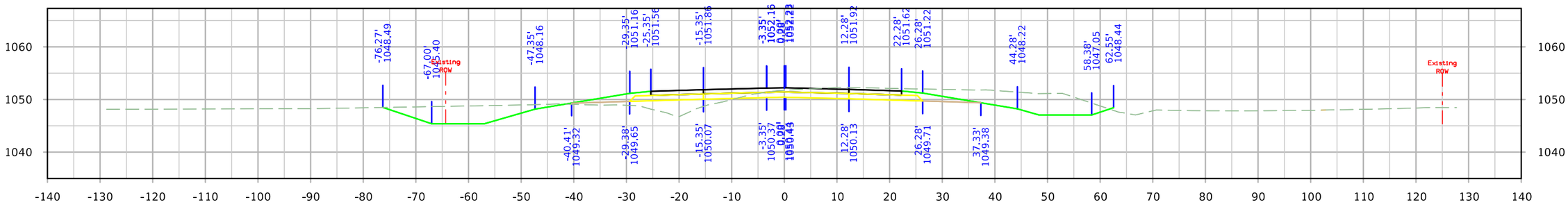

STA. 1729+25.00

FILE NO.	ENGLISH	DESIGN TEAM Iowa DOT/HR Green	MONONA COUNTY	PROJECT NUMBER STP-175-1(95)--2C-67	SHEET NUMBER X.11	

12:39:21 PM 8/10/2023 rtyrrel \\hrgreen.com\hrg\Data\2020\200200.15\CAD\Design\CADD_Files\Sheet_Files\SHT_6717502021_X01_Z06.dgn

IA 175

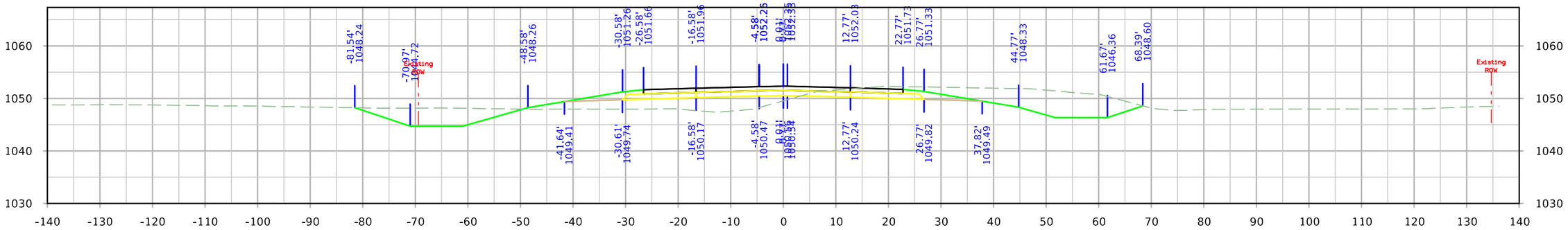

STA. 1730+50.00

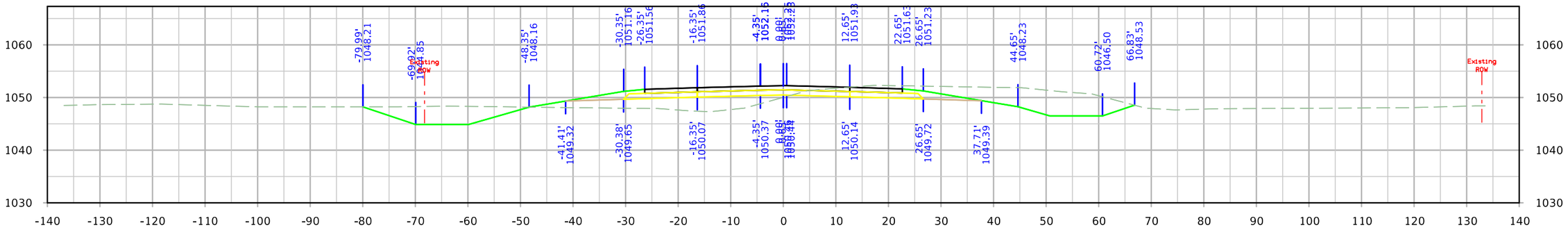

STA. 1730+25.00

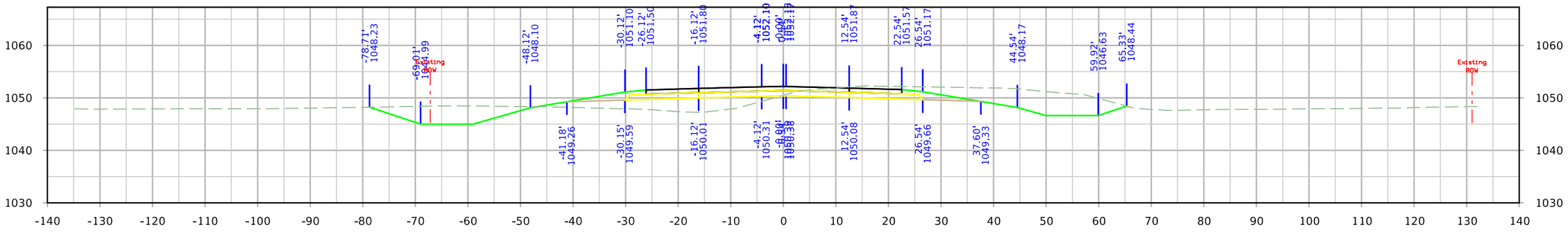

STA. 1730+00.00

FILE NO.	ENGLISH	DESIGN TEAM Iowa DOT/HR Green	MONONA COUNTY	PROJECT NUMBER STP-175-1(95)--2C-67	SHEET NUMBER X.12

12:39:22 PM 8/10/2023 rtyrrel \\hrgreen.com\hrg\Data\2020\200200.15\CAD\Design\CADD_Files\Sheet_Files\SHT_6717502021_X01_Z06.dgn

IA 175

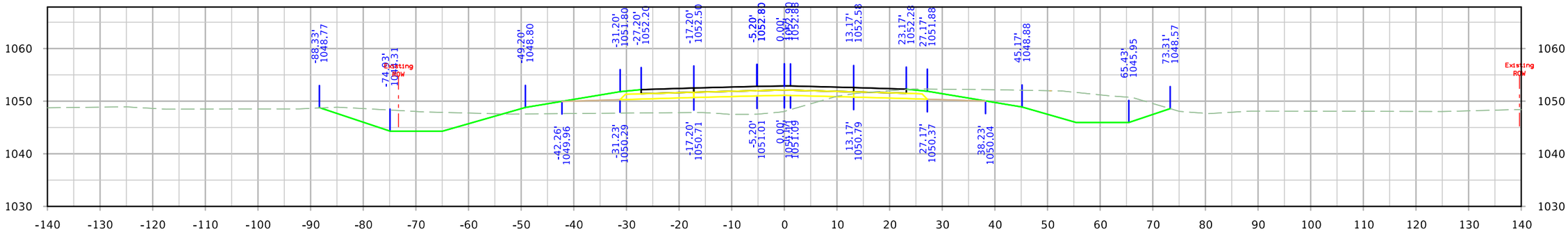

STA. 1731+25.00

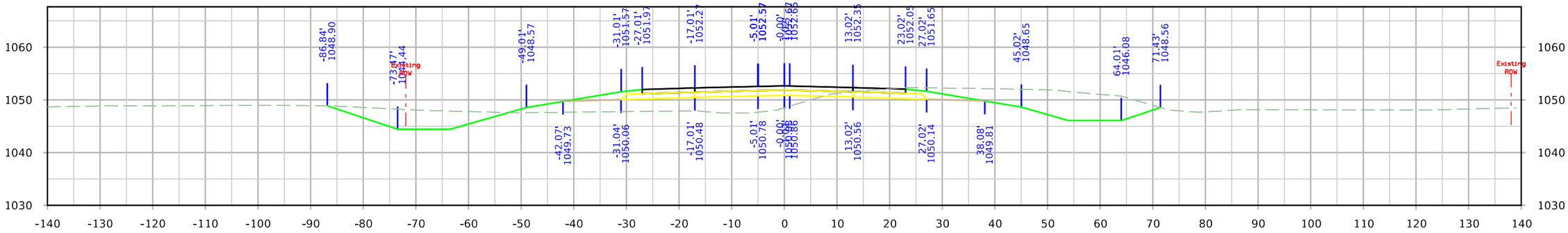

STA. 1731+00.00

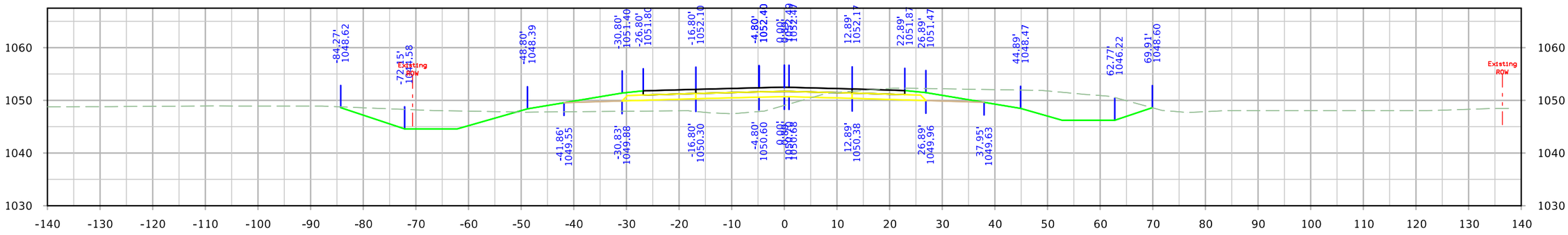

STA. 1730+75.00

FILE NO.	ENGLISH	DESIGN TEAM Iowa DOT/HR Green	MONONA COUNTY	PROJECT NUMBER STP-175-1(95)--2C-67	SHEET NUMBER X.13

12:39:23 PM 8/10/2023 rtyrrel \\hrgreen.com\hrg\Data\2020\200200.15\CAD\Design\CADD_Files\Sheet_Files\SHT_6717502021_X01_Z06.dgn

IA 175

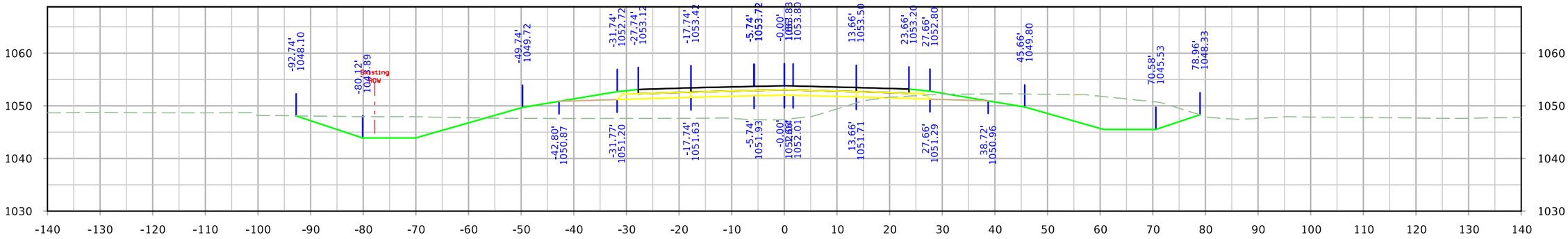

STA. 1732+00.00

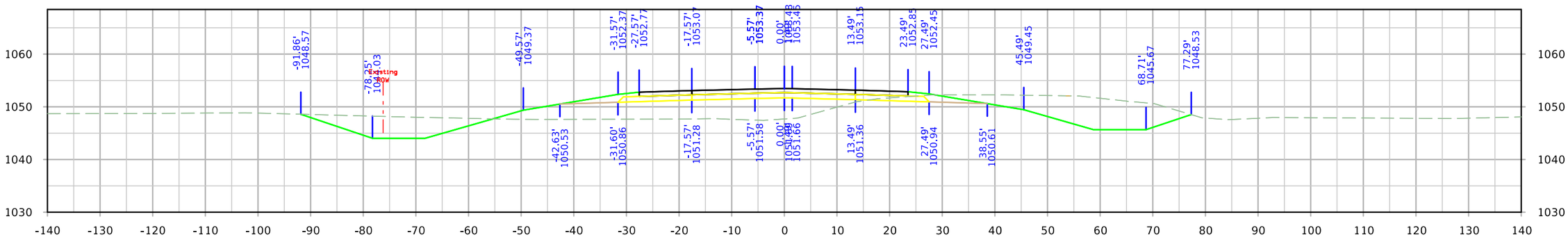

STA. 1731+75.00

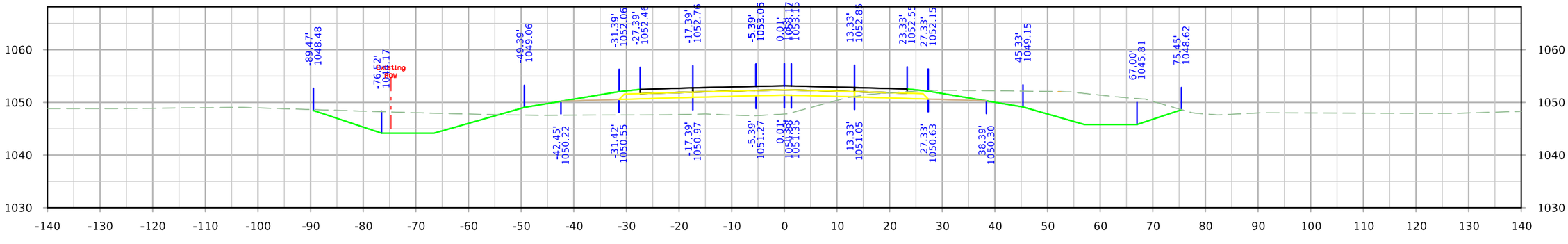

STA. 1731+50.00

FILE NO.	ENGLISH	DESIGN TEAM Iowa DOT/HR Green	MONONA COUNTY	PROJECT NUMBER STP-175-1(95)--2C-67	SHEET NUMBER X.14

12:39:25 PM 8/10/2023 rtyrrel \\hrgreen.com\hrg\Data\2020\200200.15\CAD\Design\CADD_Files\Sheet_Files\SHT_6717502021_X01_Z06.dgn

IA 175

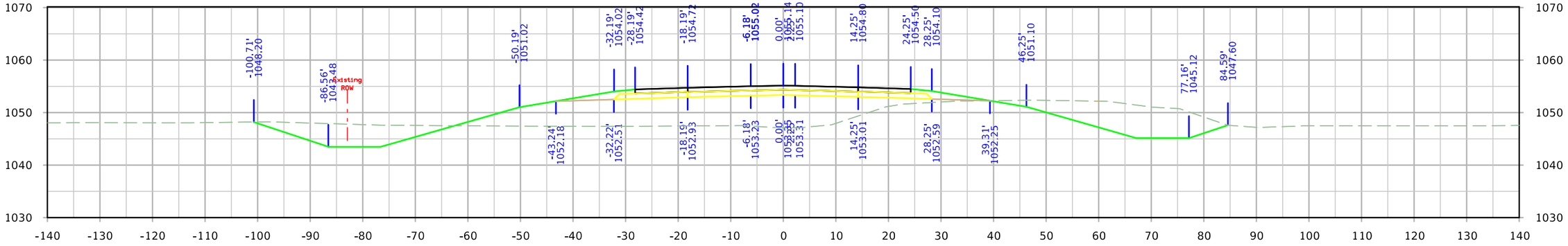

STA. 1732+75.00

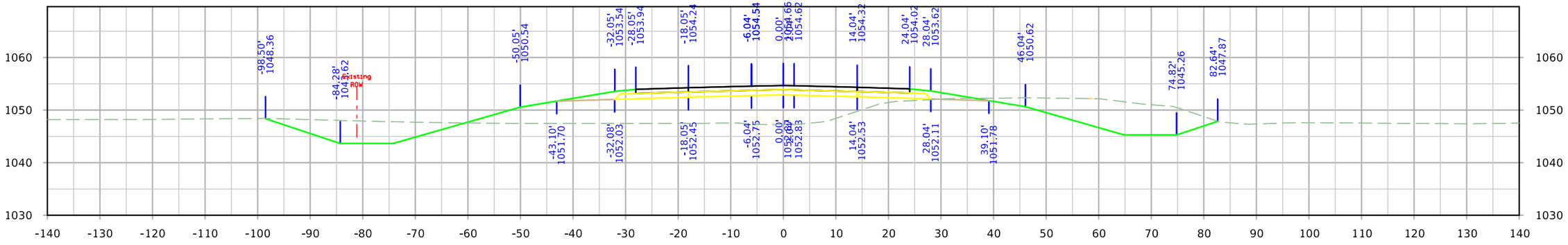

STA. 1732+50.00

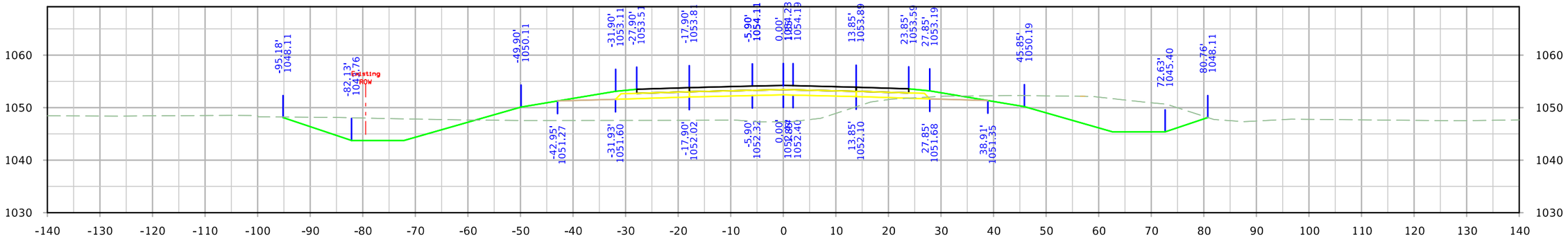

STA. 1732+25.00

FILE NO.	ENGLISH	DESIGN TEAM Iowa DOT/HR Green	MONONA COUNTY	PROJECT NUMBER STP-175-1(95)--2C-67	SHEET NUMBER X.15

12:39:26 PM 8/10/2023 rtyrrel \\hrgreen.com\hrg\Data\2020\200200.15\CAD\Design\CADD_Files\Sheet_Files\SHT_6717502021_X01_Z06.dgn

IA 175

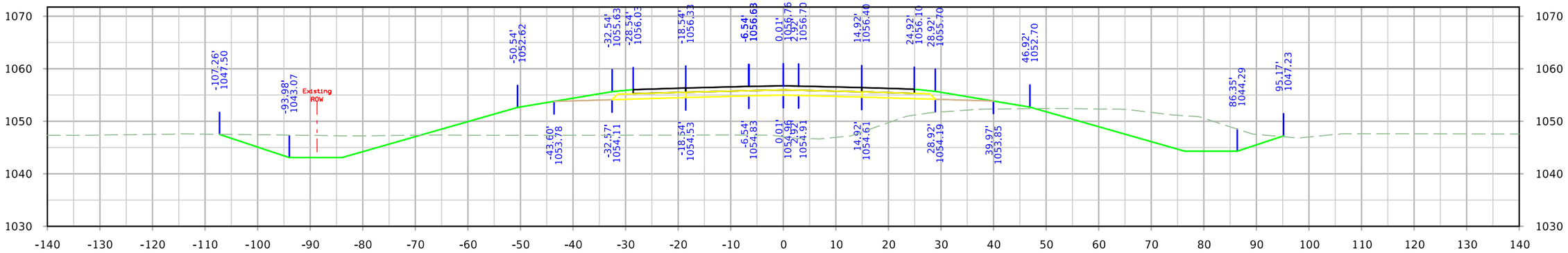

STA. 1733+50.00

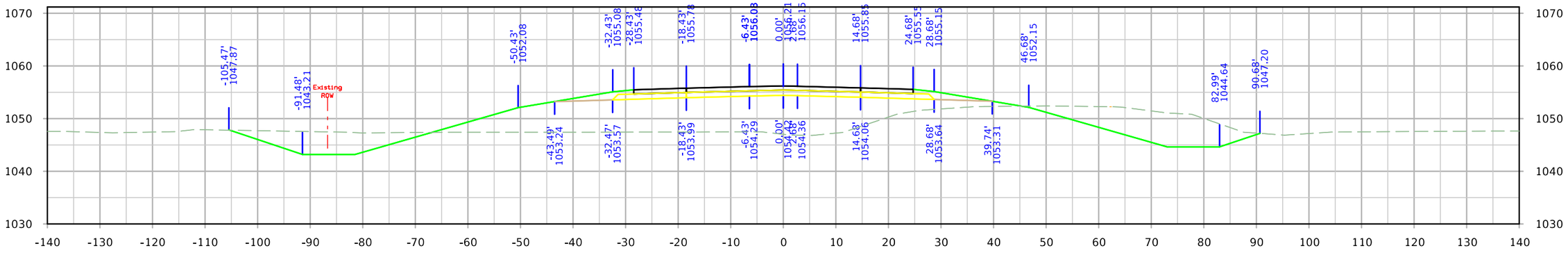

STA. 1733+25.00

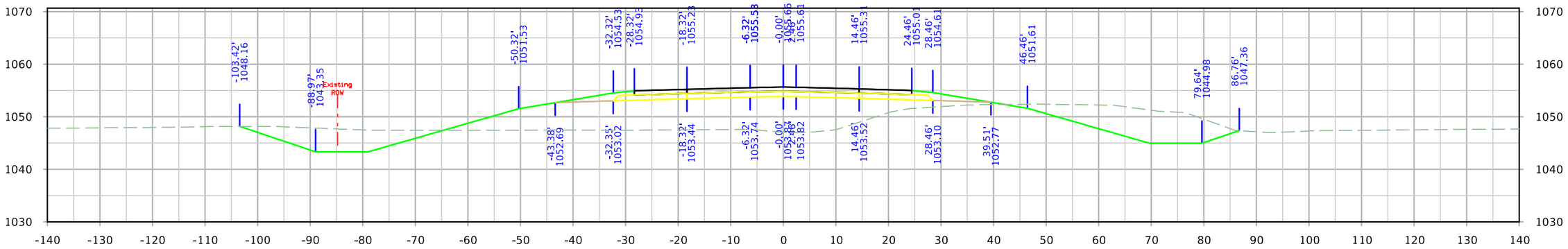

STA. 1733+00.00

FILE NO.	ENGLISH	DESIGN TEAM Iowa DOT/HR Green	MONONA COUNTY	PROJECT NUMBER STP-175-1(95)--2C-67	SHEET NUMBER X.16

12:39:28 PM 8/10/2023 rtyrrel \\hrgreen.com\hrg\Data\2020\200200.15\CAD\Design\CADD_Files\Sheet_Files\SHT_6717502021_X01_Z06.dgn

IA 175

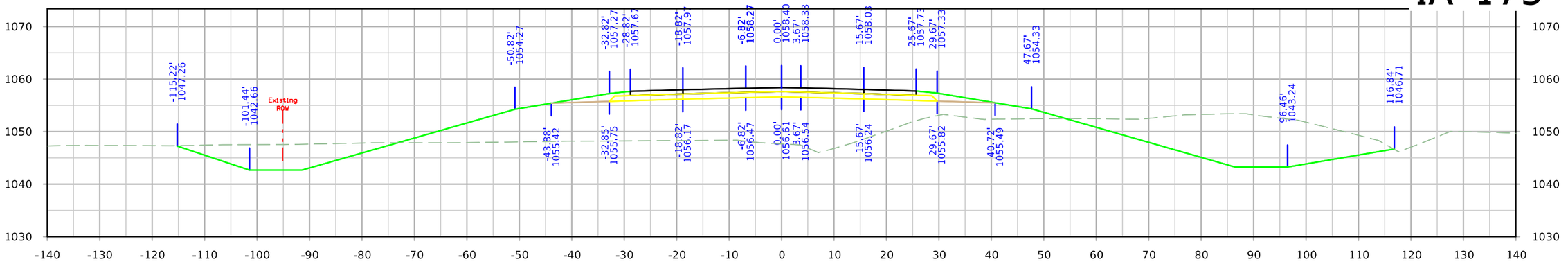

STA. 1734+25.00

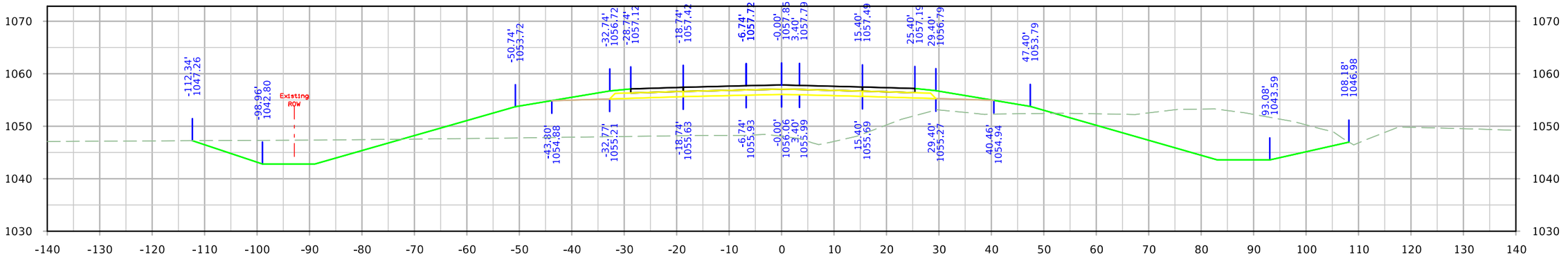

STA. 1734+00.00

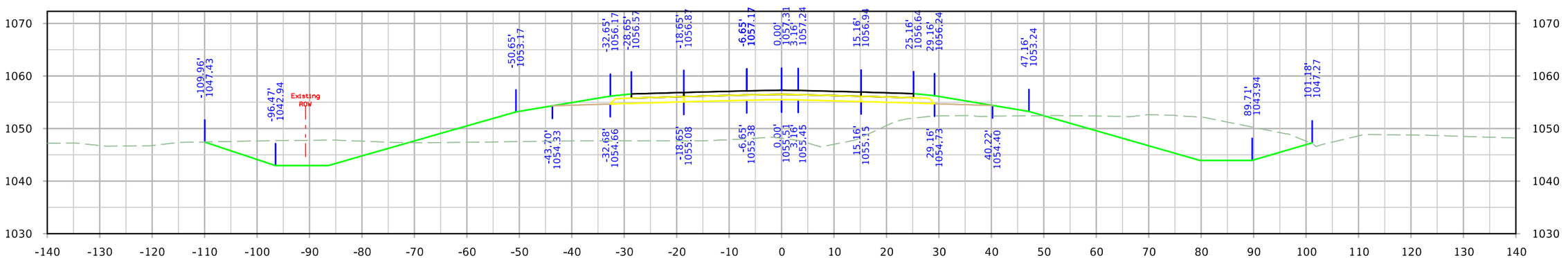

STA. 1733+75.00

FILE NO.	ENGLISH	DESIGN TEAM Iowa DOT/HR Green	MONONA COUNTY	PROJECT NUMBER STP-175-1(95)--2C-67	SHEET NUMBER X.17

12:39:29 PM 8/10/2023 rtyrrel \\hrgreen.com\hrg\Data\2020\200200.15\CAD\Design\CADD_Files\Sheet_Files\SHT_6717502021_X01_Z06.dgn

IA 175

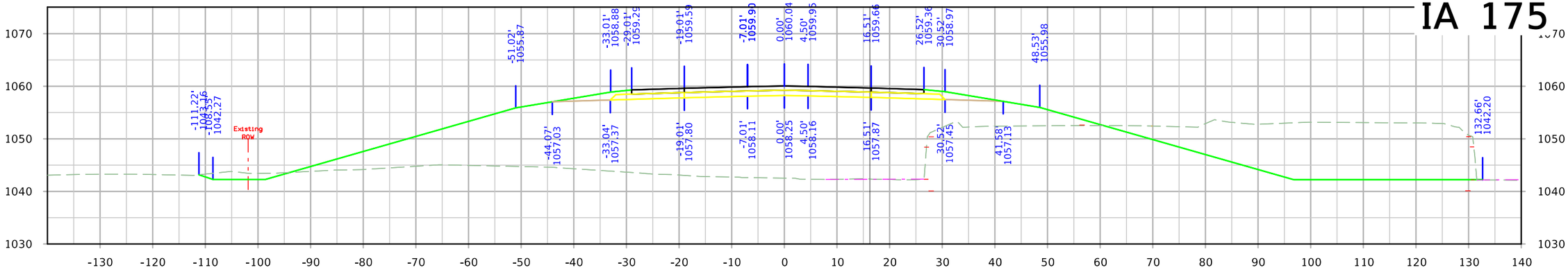

STA. 1734+99.61

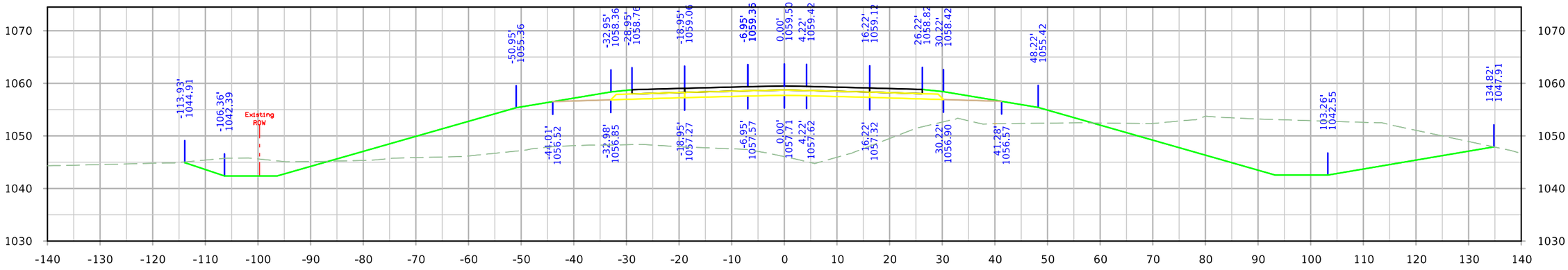

STA. 1734+75.00

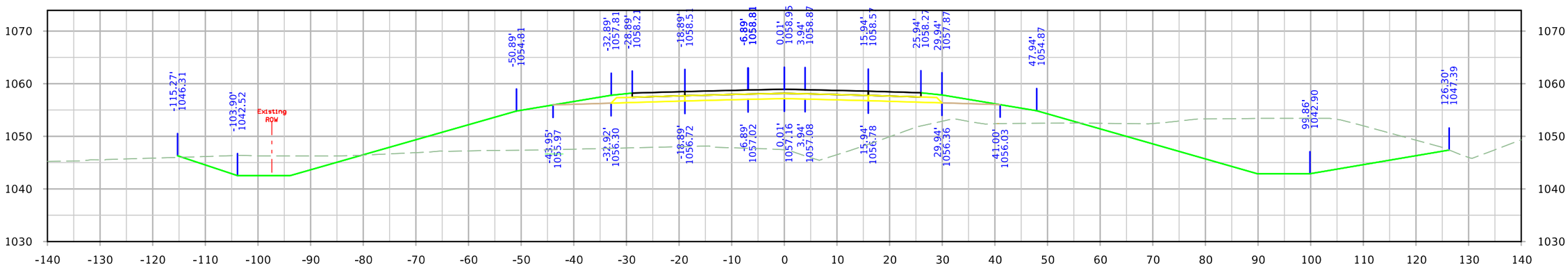

STA. 1734+50.00

FILE NO.	ENGLISH	DESIGN TEAM Iowa DOT/HR Green	MONONA COUNTY	PROJECT NUMBER STP-175-1(95)--2C-67	SHEET NUMBER X.18

12:39:31 PM 8/10/2023 rtyrrel \\hrgreen.com\hrg\Data\2020\200200.15\CAD\Design\CADD_Files\Sheet_Files\SHT_6717502021_X01_Z06.dgn

IA 175

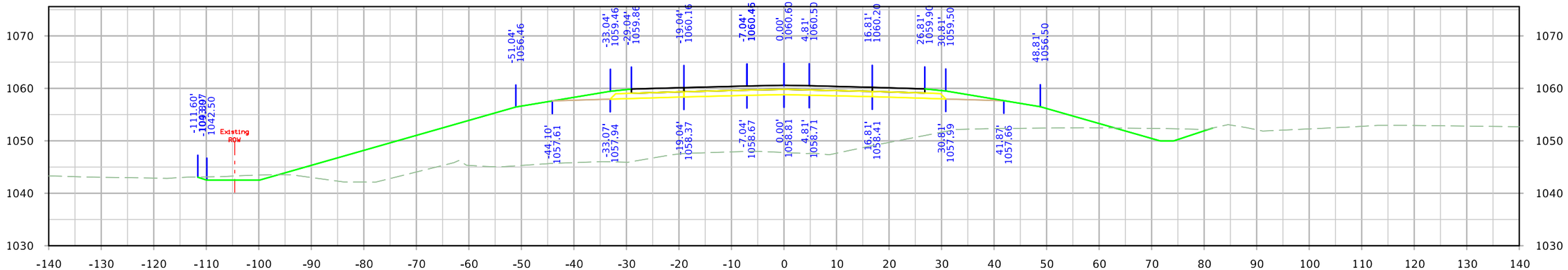

STA. 1735+25.00

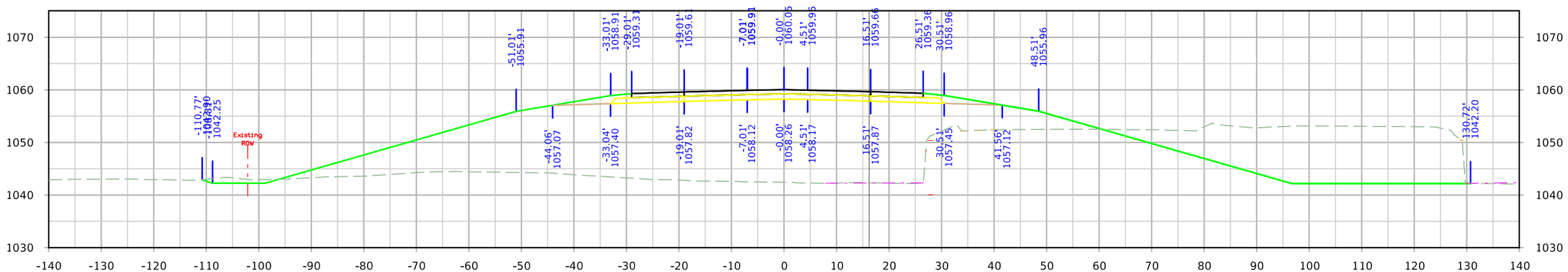

STA. 1735+00.00

FILE NO.	ENGLISH	DESIGN TEAM Iowa DOT/HR Green	MONONA COUNTY	PROJECT NUMBER STP-175-1(95)--2C-67	SHEET NUMBER X.19

12:39:32 PM 8/10/2023 rtyrrel \\hrgreen.com\hrg\Data\2020\200200.15\CAD\Design\CADD_Files\Sheet_Files\SHT_6717502021_X01_Z06.dgn

IA 175

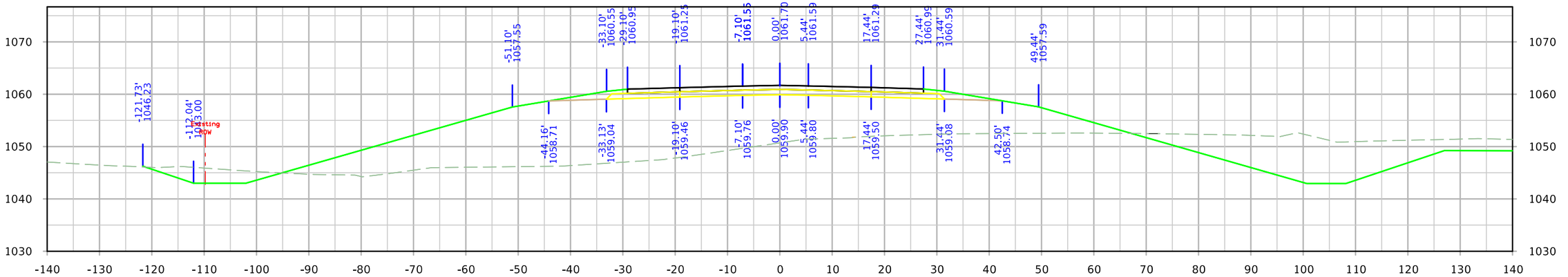

STA. 1735+75.00

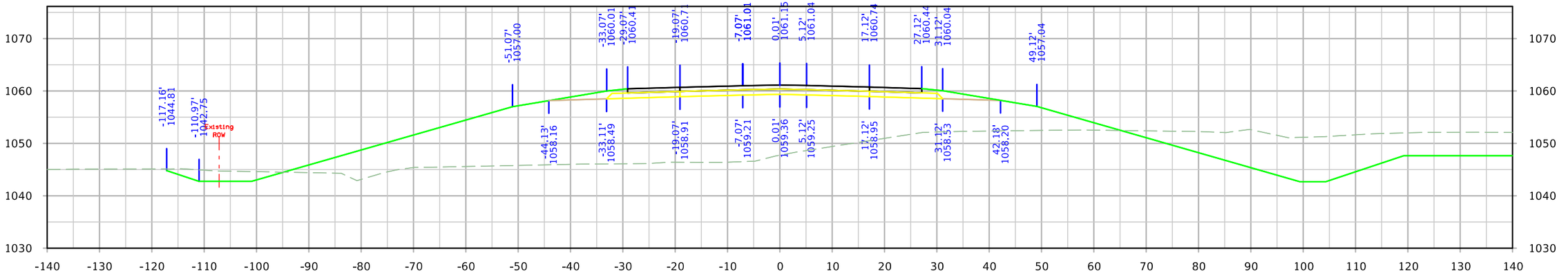

STA. 1735+50.00

FILE NO.	ENGLISH	DESIGN TEAM Iowa DOT/HR Green	MONONA COUNTY	PROJECT NUMBER STP-175-1(95)--2C-67	SHEET NUMBER X.20

12:39:33 PM 8/10/2023 rtyrrel \\hrgreen.com\hrg\Data\2020\200200.15\CAD\Design\CADD_Files\Sheet_Files\SHT_6717502021_X01_Z06.dgn

IA 175

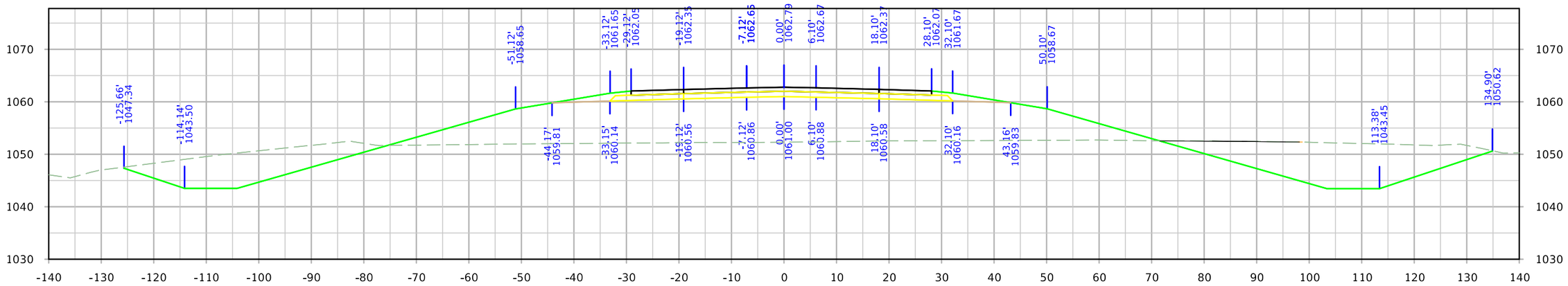

STA. 1736+25.00

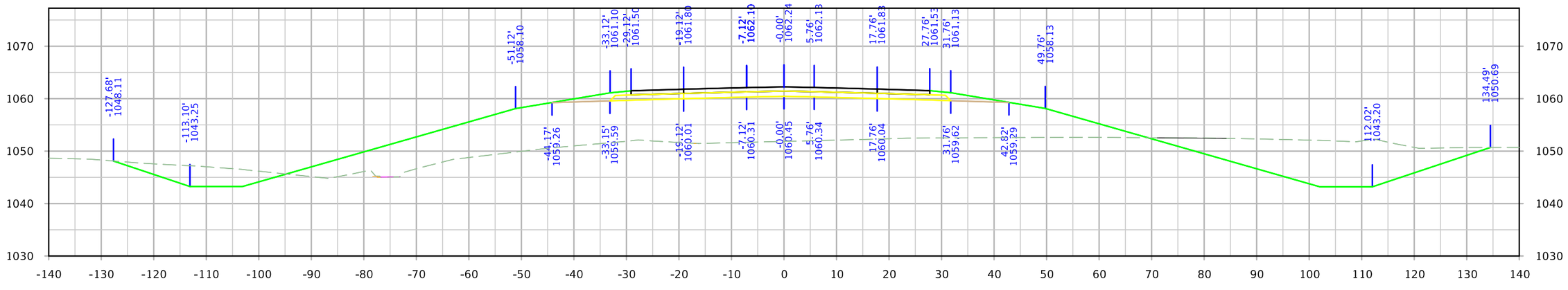

STA. 1736+00.00

FILE NO.	ENGLISH	DESIGN TEAM Iowa DOT/HR Green	MONONA COUNTY	PROJECT NUMBER STP-175-1(95)--2C-67	SHEET NUMBER X.21	

12:39:34 PM 8/10/2023 rtyrrel \\hrgreen.com\hrg\Data\2020\200200.15\CAD\Design\CADD_Files\Sheet_Files\SHT_6717502021_X01_Z06.dgn

IA 175

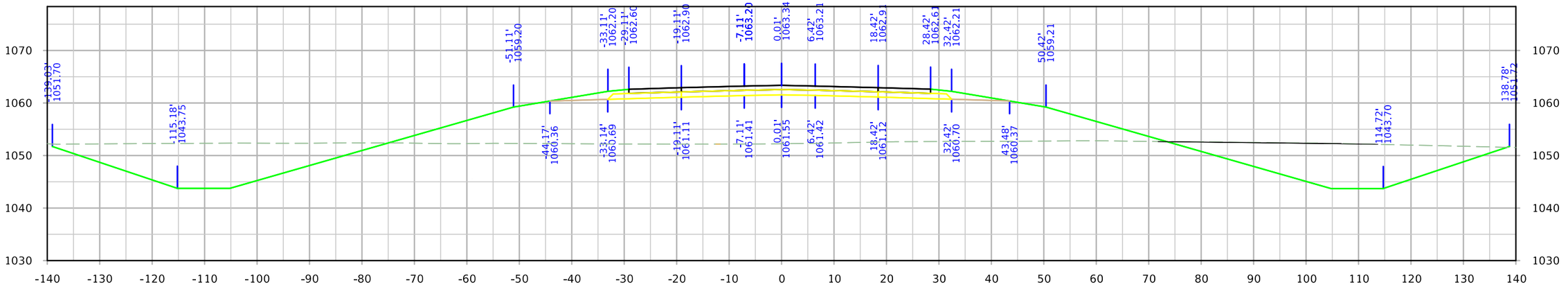

STA. 1736+50.00

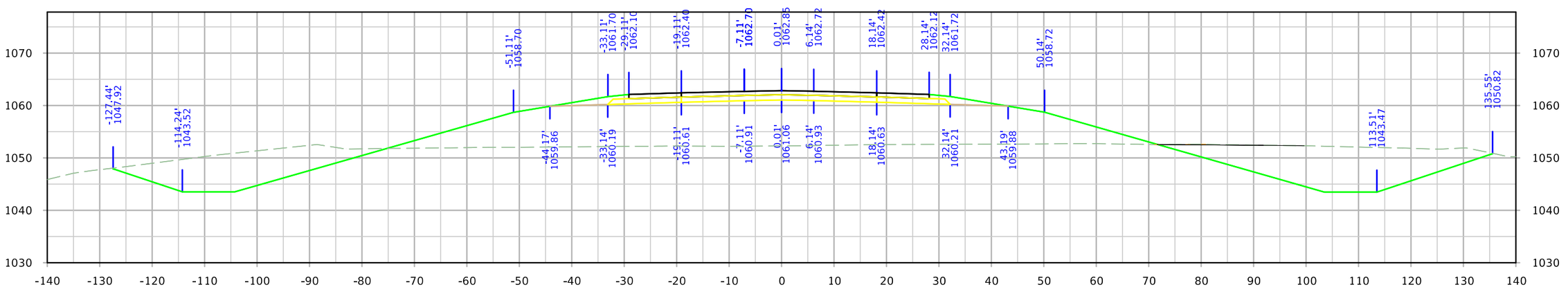

STA. 1736+27.43

FILE NO.	ENGLISH	DESIGN TEAM Iowa DOT/HR Green	MONONA COUNTY	PROJECT NUMBER STP-175-1(95)--2C-67	SHEET NUMBER X.22

12:39:35 PM 8/10/2023 rtyrrel \\hrgreen.com\hrg\Data\2020\200200.15\CAD\Design\CADD_Files\Sheet_Files\SHT_6717502021_X01_Z06.dgn

IA 175

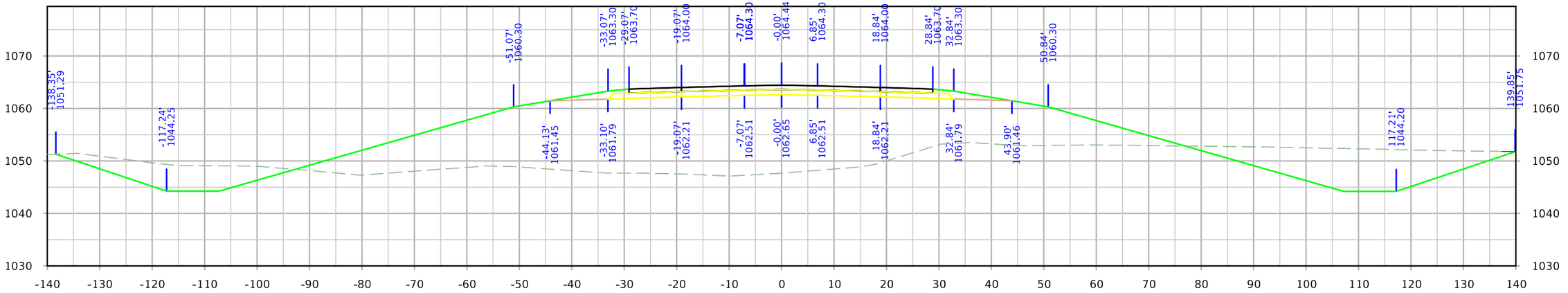

STA. 1737+00.00

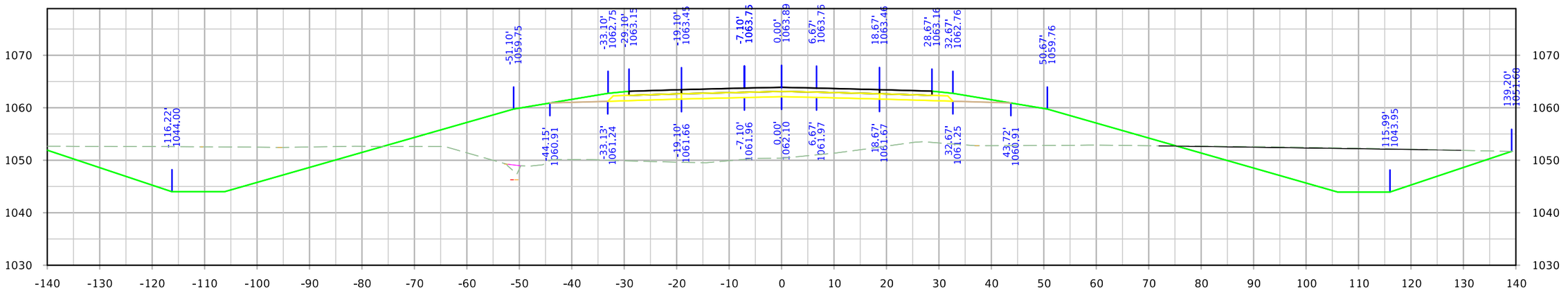

STA. 1736+75.00

FILE NO.	ENGLISH	DESIGN TEAM Iowa DOT/HR Green	MONONA COUNTY	PROJECT NUMBER STP-175-1(95)--2C-67	SHEET NUMBER X.23

12:39:36 PM 8/10/2023 rtyrrel \\hrgreen.com\hrg\Data\2020\200200.15\CAD\Design\CADD_Files\Sheet_Files\SHT_6717502021_X01_Z06.dgn

IA 175

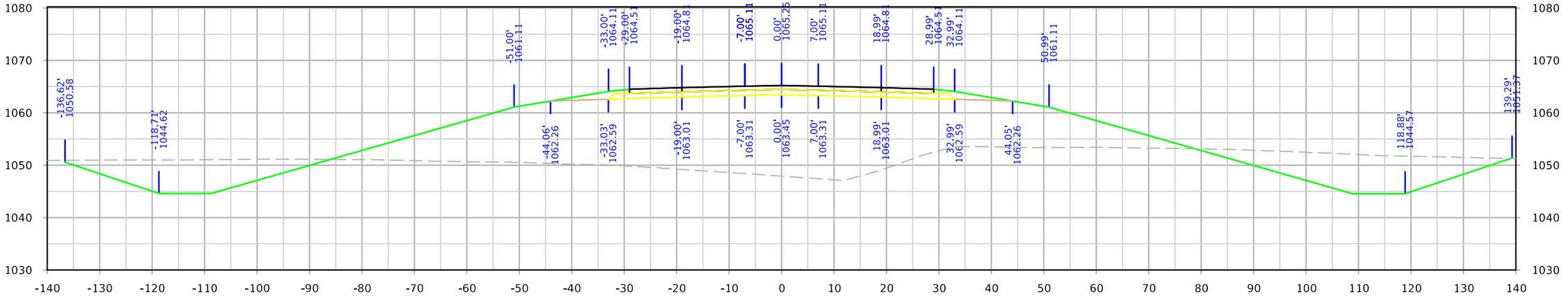

STA. 1737+36.72

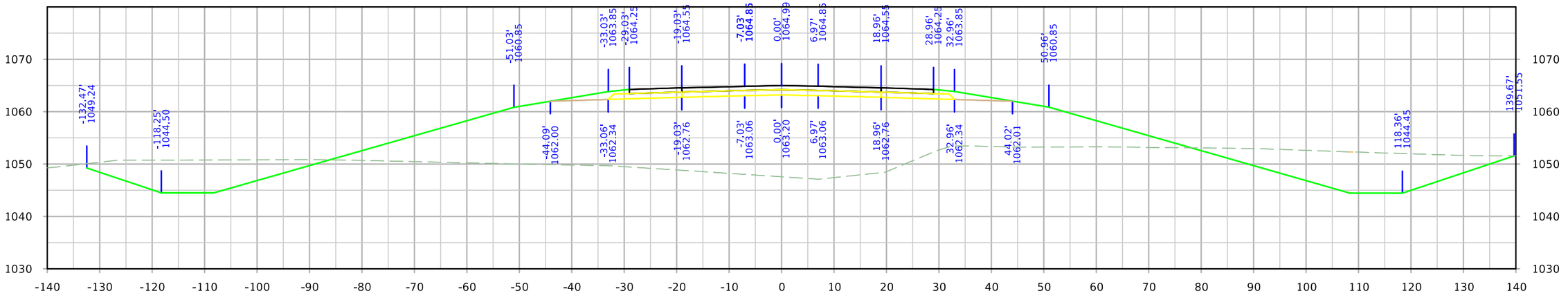

STA. 1737+25.00

FILE NO.	ENGLISH	DESIGN TEAM Iowa DOT/HR Green	MONONA COUNTY	PROJECT NUMBER STP-175-1(95)--2C-67	SHEET NUMBER X.24

12:39:37 PM 8/10/2023 rtyrrel \\hrgreen.com\hrg\Data\2020\200200.15\CAD\Design\CADD_Files\Sheet_Files\SHT_6717502021_X01_Z06.dgn

IA 175

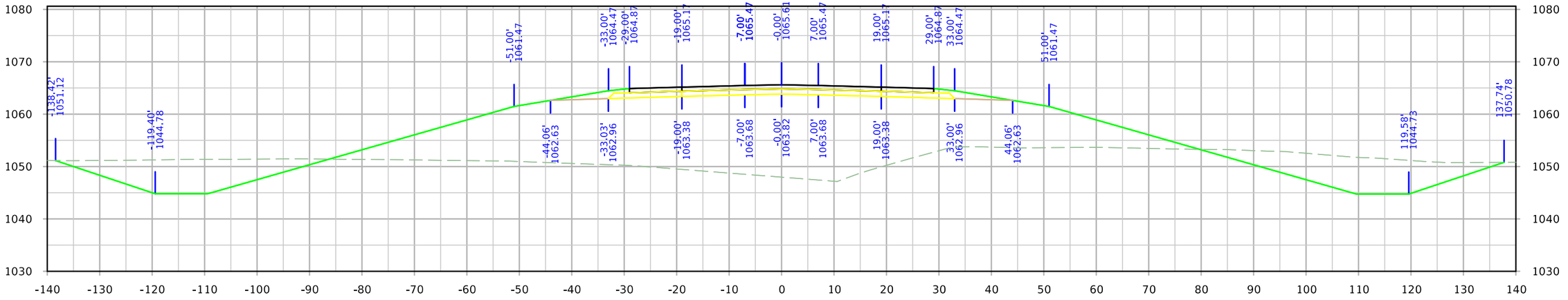

STA. 1737+53.27

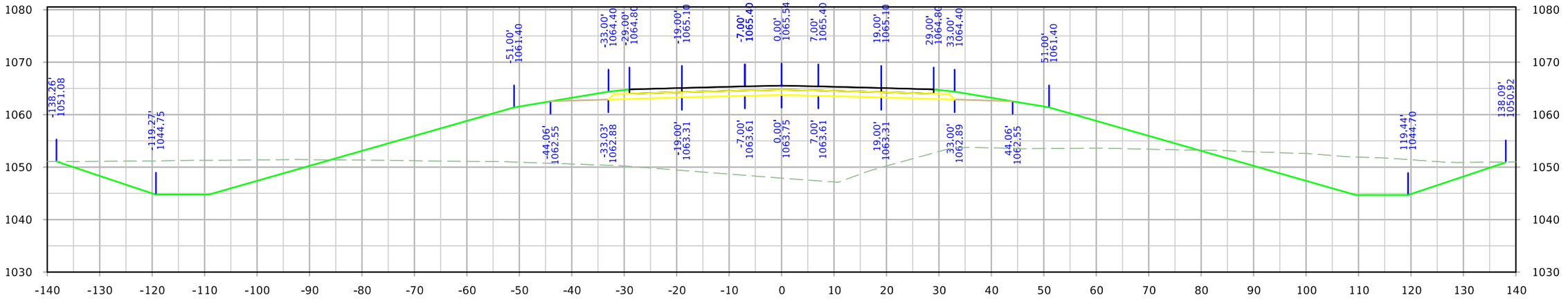

STA. 1737+50.00

FILE NO.	ENGLISH	DESIGN TEAM Iowa DOT/HR Green	MONONA COUNTY	PROJECT NUMBER STP-175-1(95)--2C-67	SHEET NUMBER X.25

12:39:39 PM 8/10/2023 rtyrrel \\hrgreen.com\hrg\Data\2020\200200.15\CAD\Design\CADD_Files\Sheet_Files\SHT_6717502021_X01_Z06.dgn

IA 175

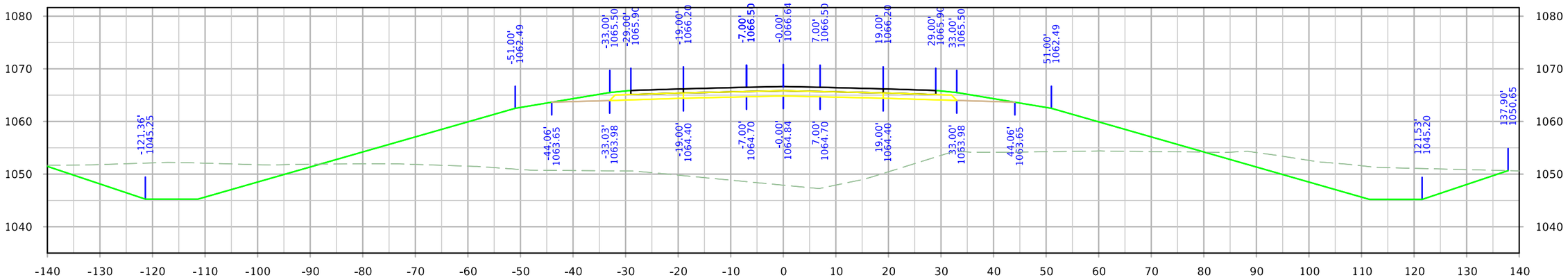

STA. 1738+00.00

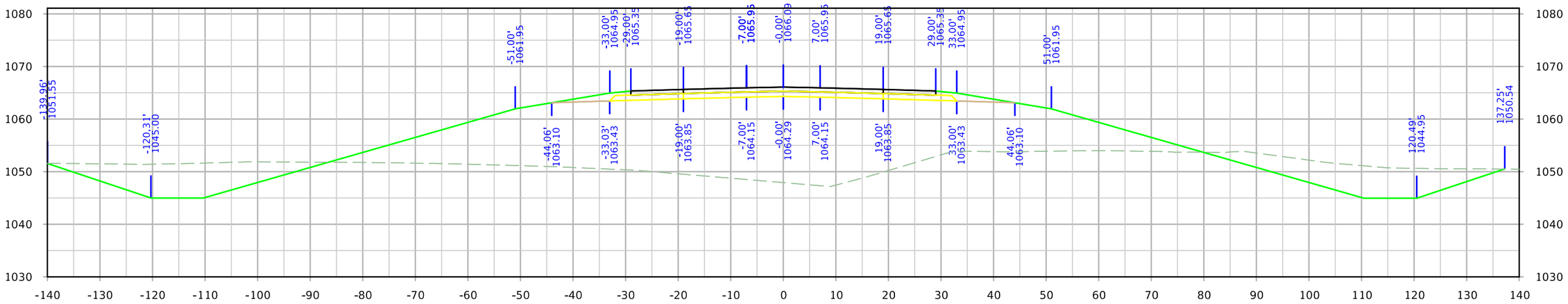

STA. 1737+75.00

FILE NO.	ENGLISH	DESIGN TEAM Iowa DOT/HR Green	MONONA COUNTY	PROJECT NUMBER STP-175-1(95)--2C-67	SHEET NUMBER X.26

12:39:40 PM 8/10/2023 rtyrrel \\hrgreen.com\hrg\Data\2020\200200.15\CAD\Design\CADD_Files\Sheet_Files\SHT_6717502021_X01_Z06.dgn

IA 175

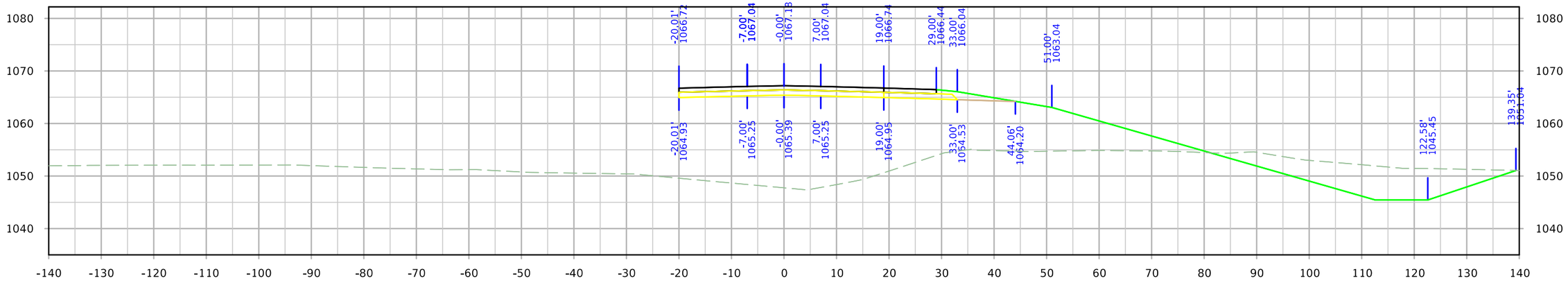

STA. 1738+25.00

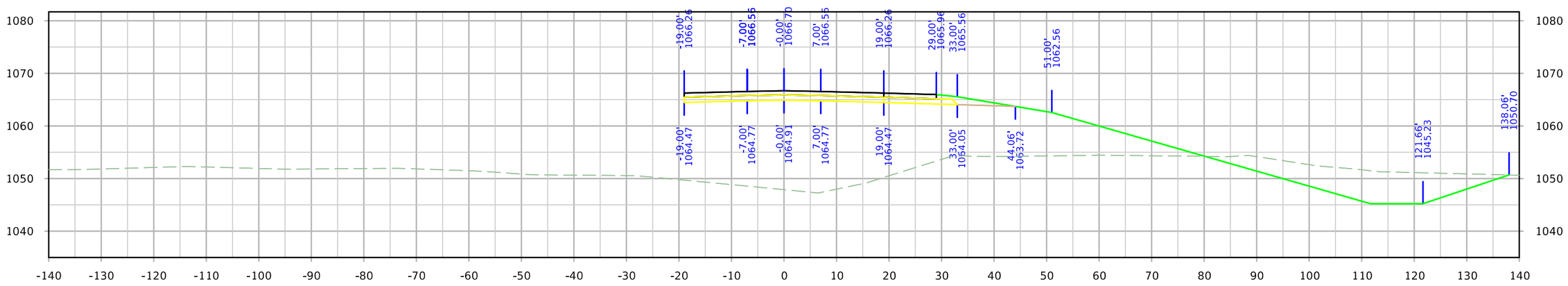

STA. 1738+02.92

FILE NO.	ENGLISH	DESIGN TEAM Iowa DOT/HR Green	MONONA COUNTY	PROJECT NUMBER STP-175-1(95)--2C-67	SHEET NUMBER X.27

12:39:41 PM 8/10/2023 rtyrrel \\hrgreen.com\hrg\Data\2020\200200.15\CAD\Design\CADD_Files\Sheet_Files\SHT_6717502021_X01_Z06.dgn

IA 175

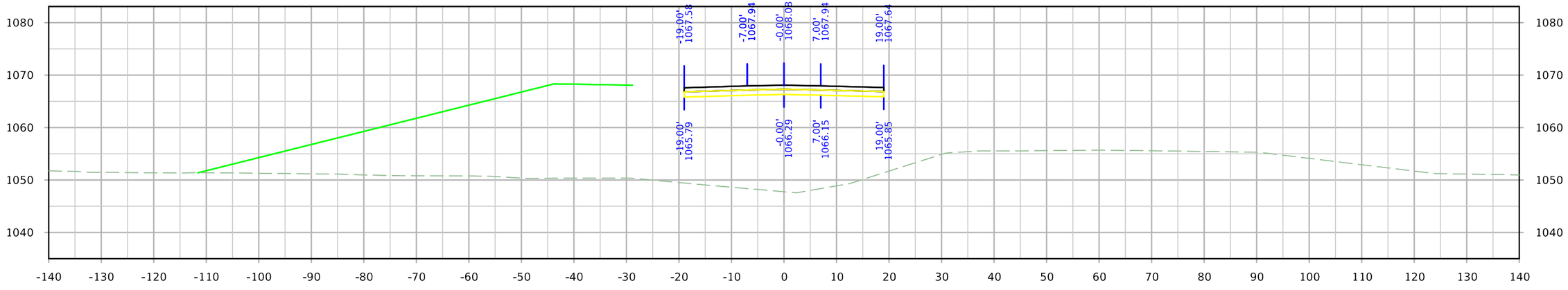

STA. 1738+65.77

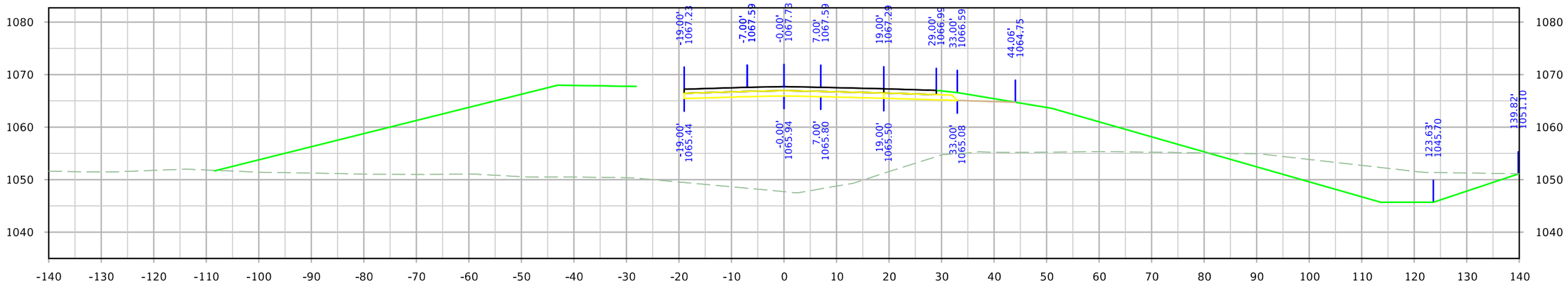

STA. 1738+50.00

FILE NO.	ENGLISH	DESIGN TEAM Iowa DOT/HR Green	MONONA COUNTY	PROJECT NUMBER STP-175-1(95)--2C-67	SHEET NUMBER X.28

12:39:42 PM 8/10/2023 rtyrrel \\hrgreen.com\hrg\Data\2020\200200.15\CAD\Design\CADD_Files\Sheet_Files\SHT_6717502021_X01_Z06.dgn

IA 175

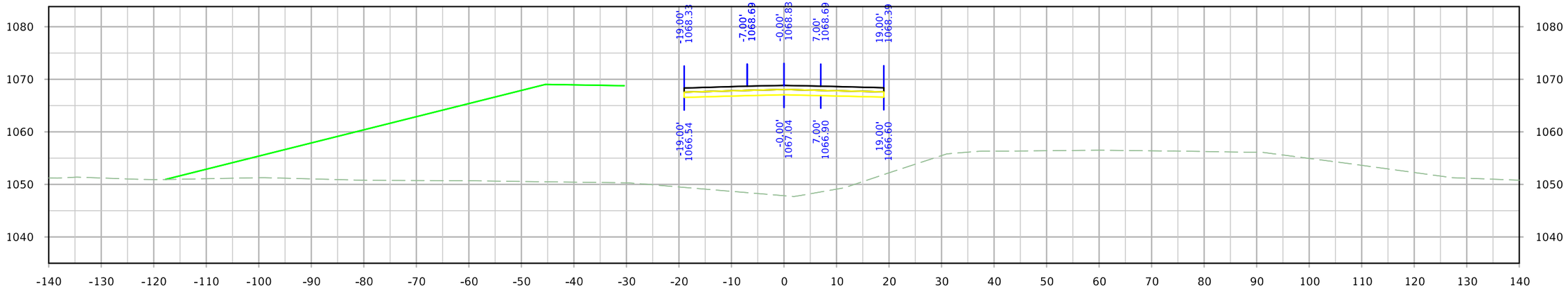

STA. 1739+00.00

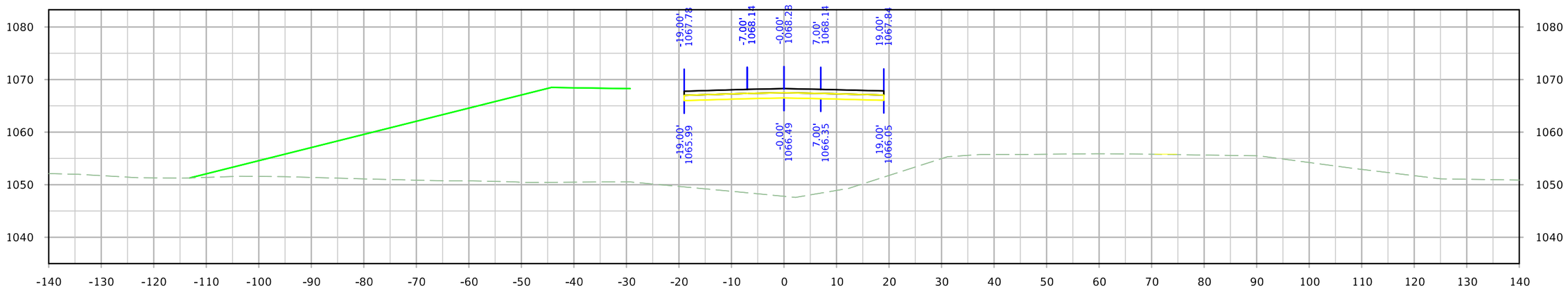

STA. 1738+75.00

FILE NO.	ENGLISH	DESIGN TEAM Iowa DOT/HR Green	MONONA COUNTY	PROJECT NUMBER STP-175-1(95)--2C-67	SHEET NUMBER X.29

12:39:43 PM 8/10/2023 rtyrrel \\hrgreen.com\hrg\Data\2020\200200.15\CAD\Design\CADD_Files\Sheet_Files\SHT_6717502021_X01_Z06.dgn

IA 175

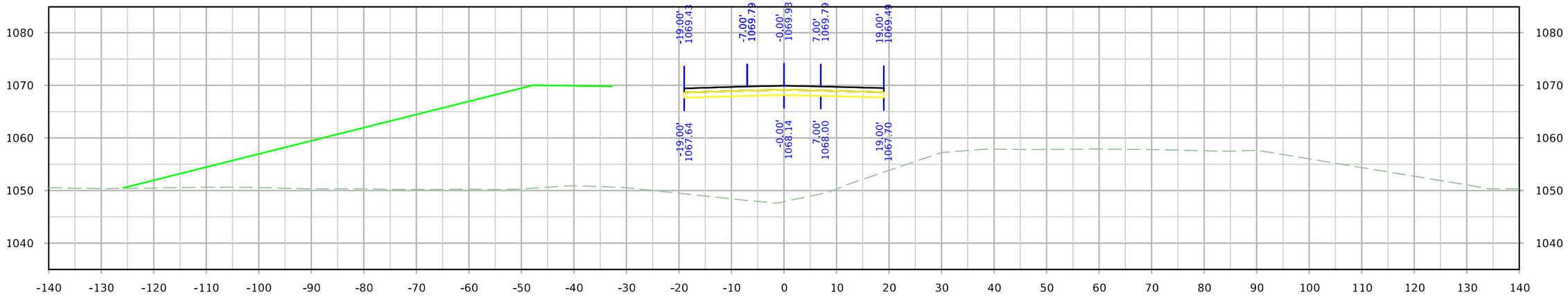

STA. 1739+50.00

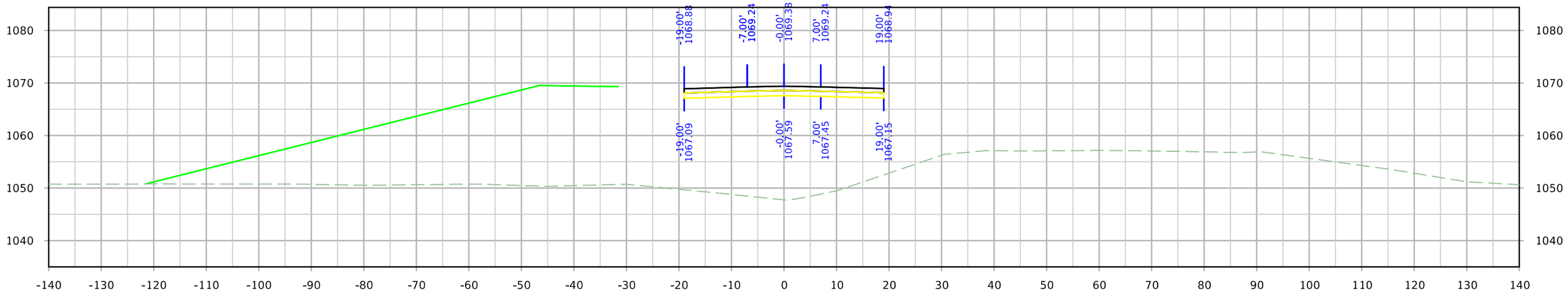

STA. 1739+25.00

FILE NO.	ENGLISH	DESIGN TEAM Iowa DOT/HR Green	MONONA COUNTY	PROJECT NUMBER STP-175-1(95)--2C-67	SHEET NUMBER X.30

12:39:44 PM 8/10/2023 rtyrrel \\hrgreen.com\hrg\Data\2020\200200.15\CAD\Design\CADD_Files\Sheet_Files\SHT_6717502021_X01_Z06.dgn

IA 175

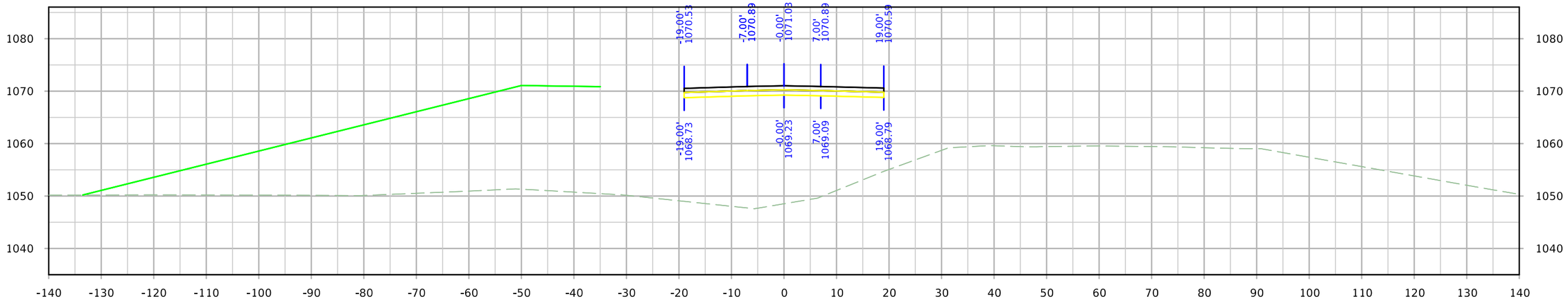

STA. 1740+00.00

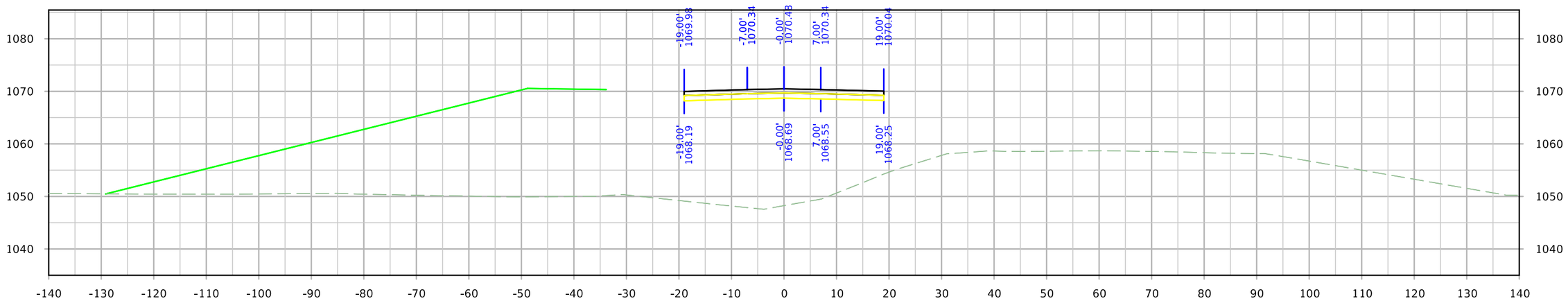

STA. 1739+75.00

FILE NO.	ENGLISH	DESIGN TEAM Iowa DOT/HR Green	MONONA COUNTY	PROJECT NUMBER STP-175-1(95)--2C-67	SHEET NUMBER X.31

12:39:45 PM 8/10/2023 rtyrrel \\hrgreen.com\hrg\Data\2020\200200.15\CAD\Design\CADD_Files\Sheet_Files\SHT_6717502021_X01_Z06.dgn

IA 175

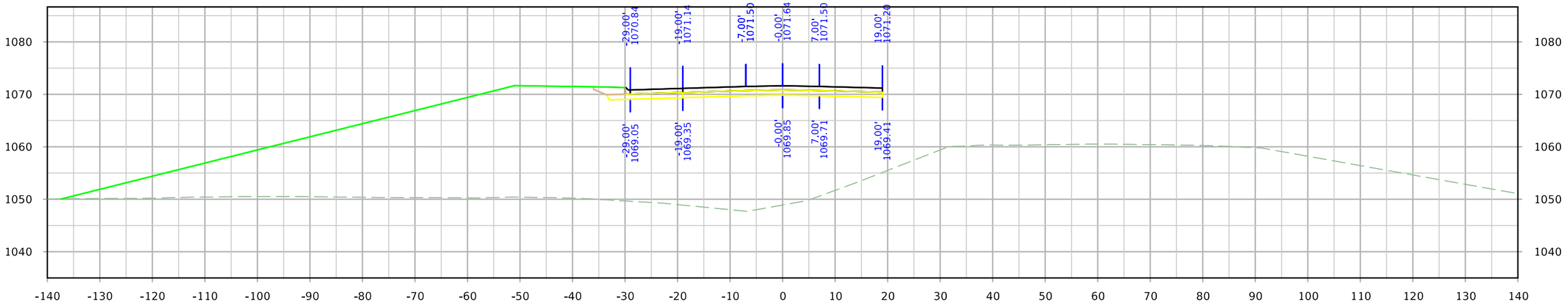

STA. 1740+27.93

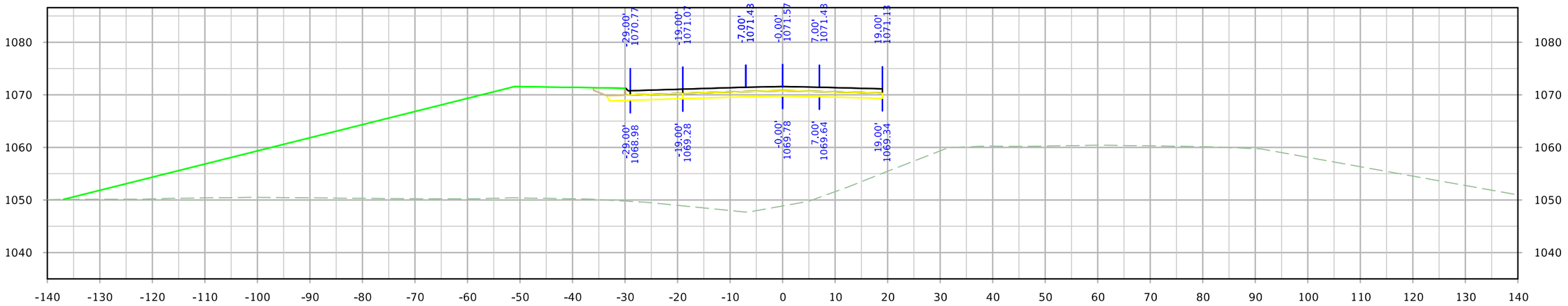

STA. 1740+25.00

FILE NO.	ENGLISH	DESIGN TEAM Iowa DOT/HR Green	MONONA COUNTY	PROJECT NUMBER STP-175-1(95)--2C-67	SHEET NUMBER X.32

12:39:46 PM 8/10/2023 rtyrrel \\hrgreen.com\hrg\Data\2020\200200.15\CAD\Design\CADD_Files\Sheet_Files\SHT_6717502021_X01_Z06.dgn

IA 175

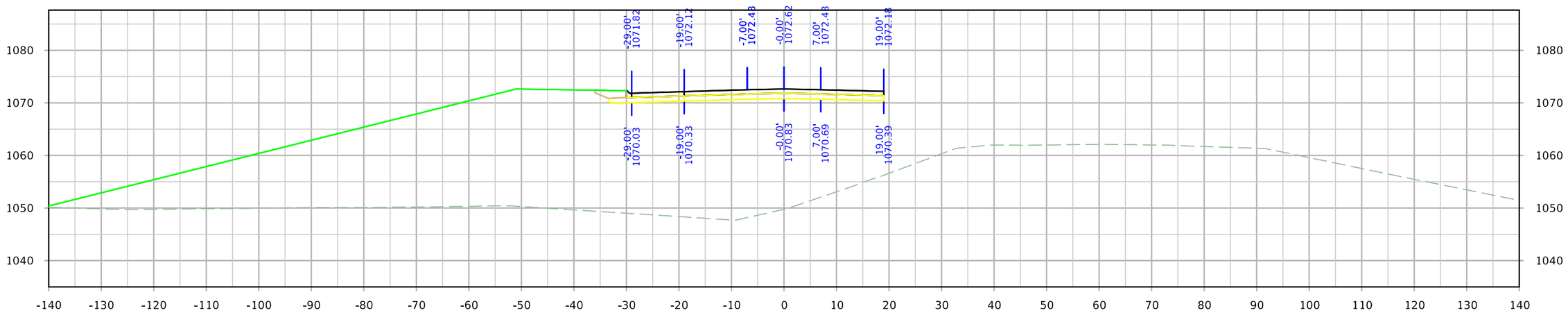

STA. 1740+75.00

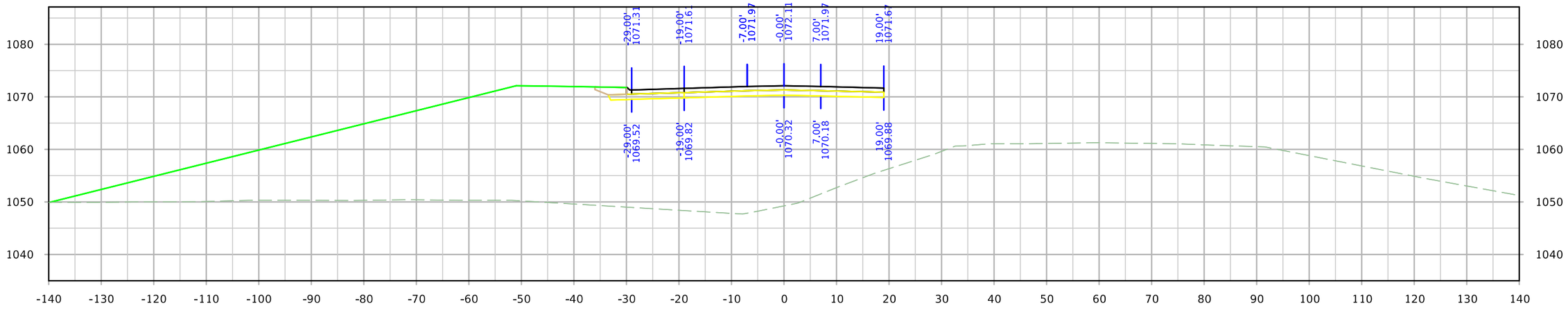

STA. 1740+50.00

FILE NO.	ENGLISH	DESIGN TEAM Iowa DOT/HR Green	MONONA COUNTY	PROJECT NUMBER STP-175-1(95)--2C-67	SHEET NUMBER X.33

12:39:48 PM 8/10/2023 rtyrrel \\hrgreen.com\hrg\Data\2020\200200.15\CAD\Design\CADD_Files\Sheet_Files\SHT_6717502021_X01_Z06.dgn

IA 175

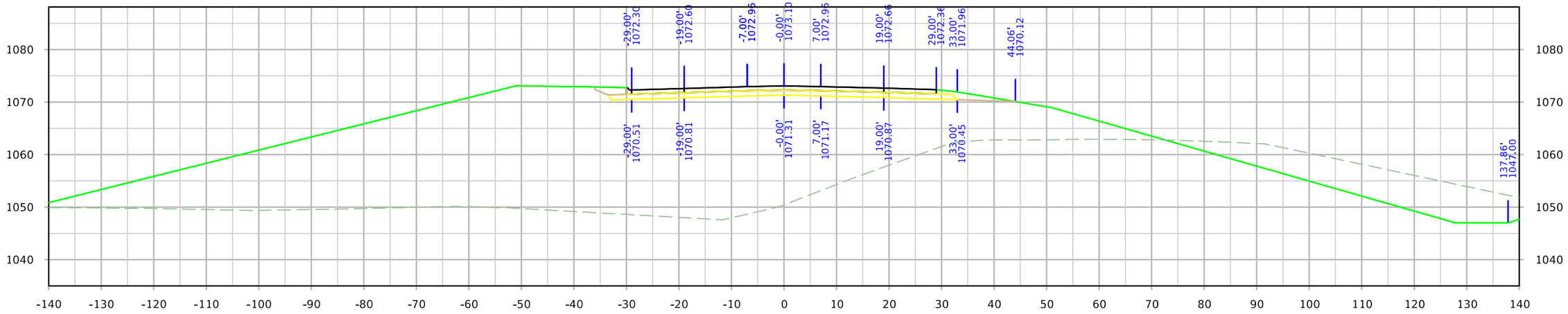

STA. 1741+00.00

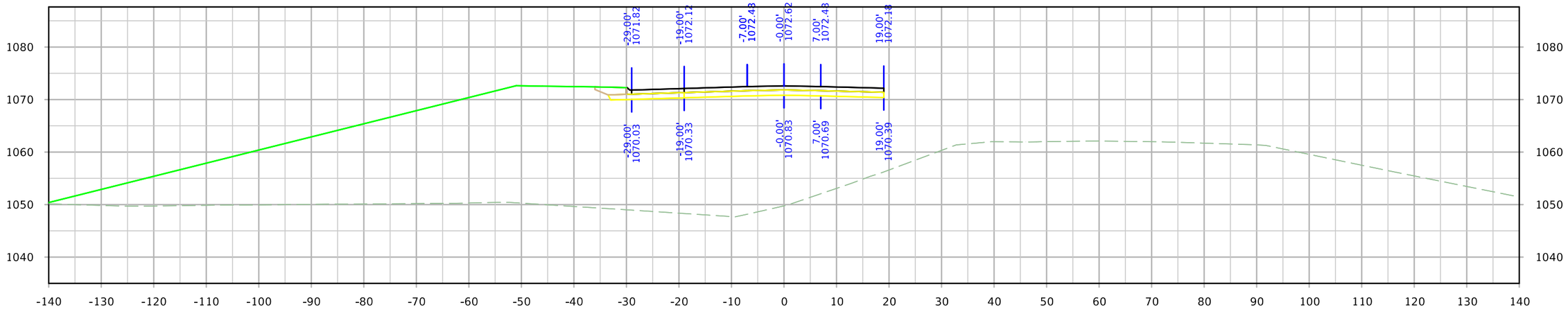

STA. 1740+75.03

FILE NO.	ENGLISH	DESIGN TEAM Iowa DOT/HR Green	MONONA COUNTY	PROJECT NUMBER STP-175-1(95)--2C-67	SHEET NUMBER X.34

12:39:49 PM 8/10/2023 rtyrrel \\hrgreen.com\hrg\Data\2020\200200.15\CAD\Design\CADD_Files\Sheet_Files\SHT_6717502021_X01_Z06.dgn

IA 175

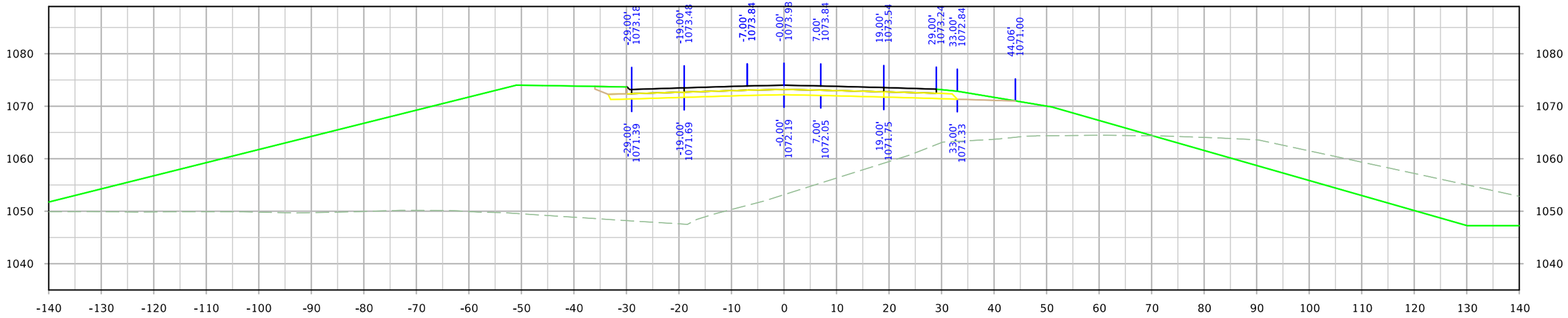

STA. 1741+50.00

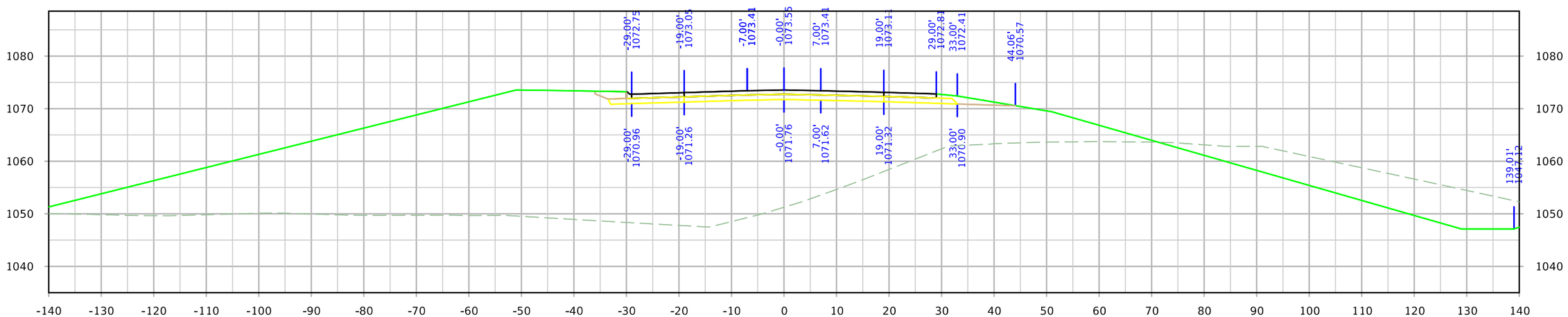

STA. 1741+25.00

FILE NO.	ENGLISH	DESIGN TEAM Iowa DOT/HR Green	MONONA COUNTY	PROJECT NUMBER STP-175-1(95)--2C-67	SHEET NUMBER X.35

12:39:50 PM 8/10/2023 rtyrrel \\hrgreen.com\hrg\Data\2020\200200.15\CAD\Design\CADD_Files\Sheet_Files\SHT_6717502021_X01_Z06.dgn

IA 175

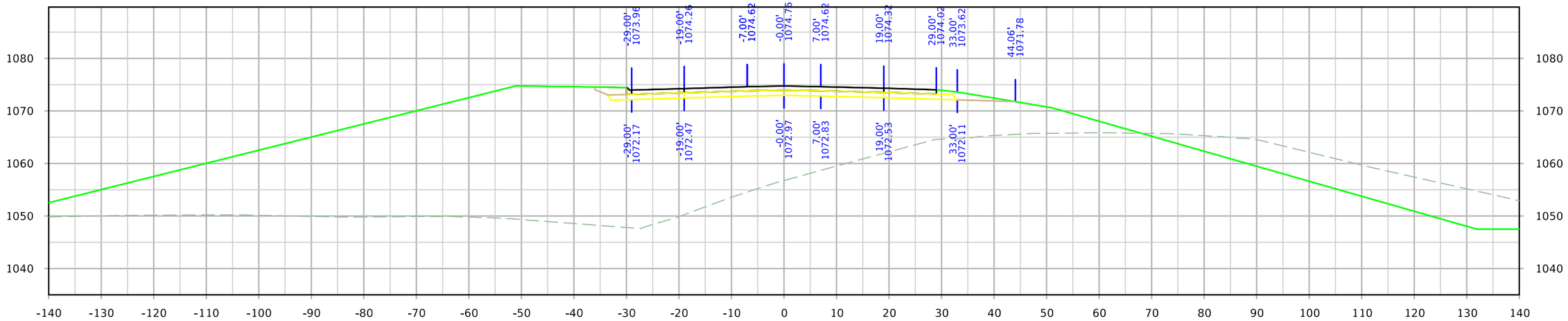

STA. 1742+00.00

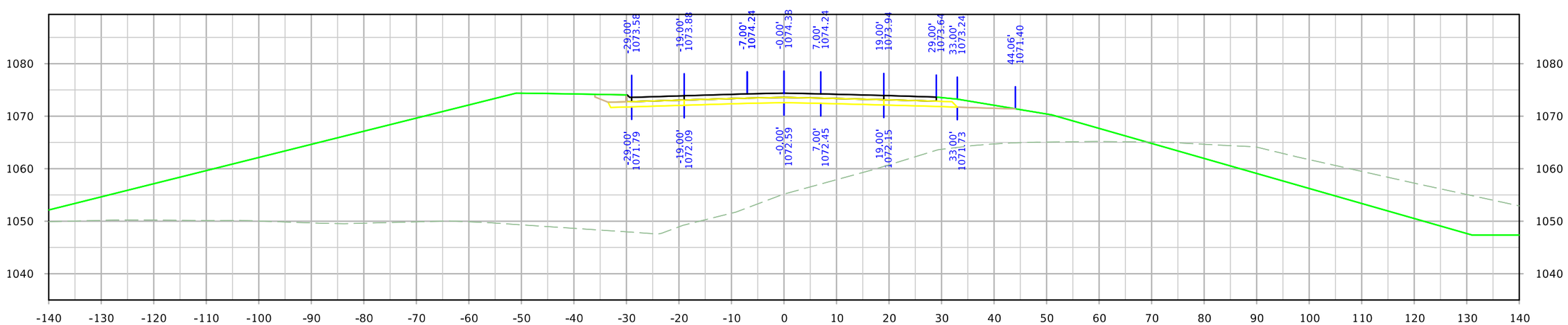

STA. 1741+75.00

FILE NO.	ENGLISH	DESIGN TEAM Iowa DOT/HR Green	MONONA COUNTY	PROJECT NUMBER STP-175-1(95)--2C-67	SHEET NUMBER X.36

12:39:51 PM 8/10/2023 rtyrrel \\hrgreen.com\hrg\Data\2020\200200.15\CAD\Design\CADD_Files\Sheet_Files\SHT_6717502021_X01_Z06.dgn

IA 175

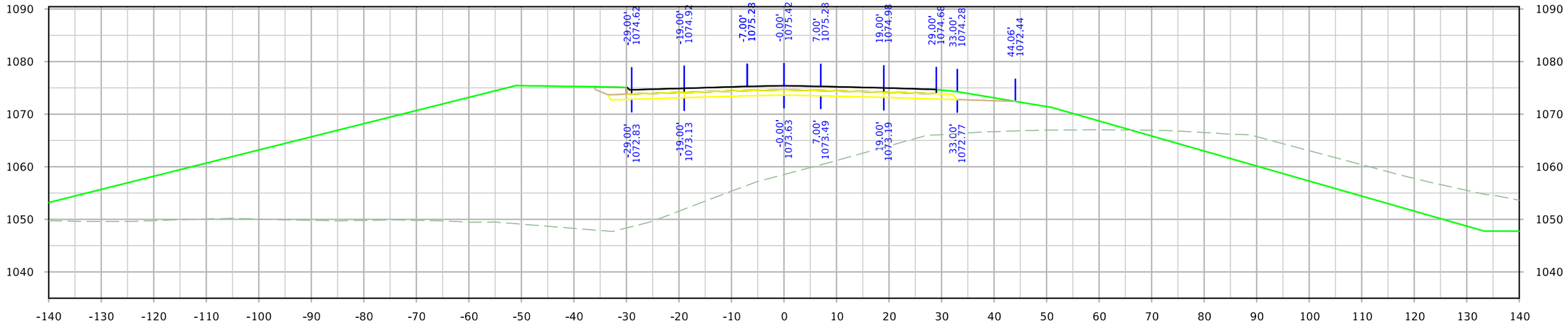

STA. 1742+50.00

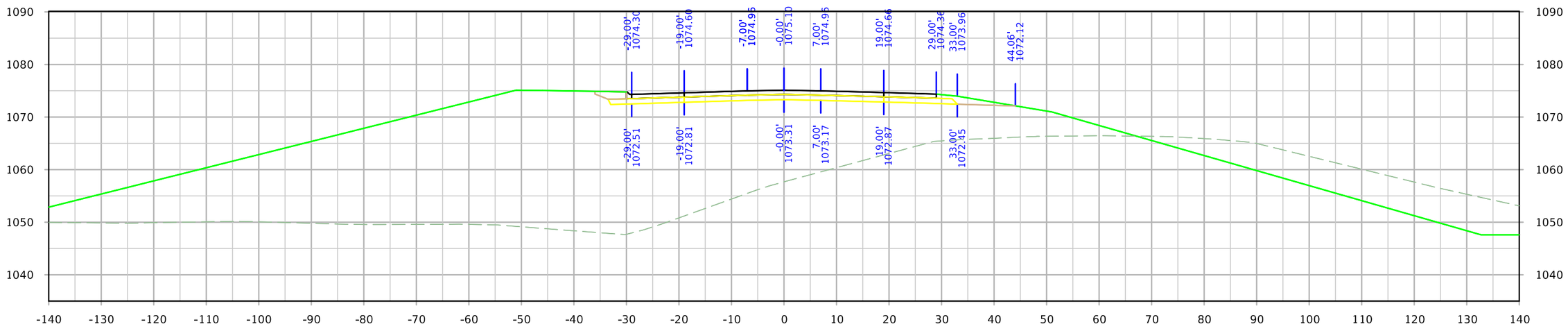

STA. 1742+25.00

FILE NO.	ENGLISH	DESIGN TEAM Iowa DOT/HR Green	MONONA COUNTY	PROJECT NUMBER STP-175-1(95)--2C-67	SHEET NUMBER X.37	

12:39:52 PM 8/10/2023 rtyrrel \\hrgreen.com\hrg\Data\2020\200200.15\CAD\Design\CADD_Files\Sheet_Files\SHT_6717502021_X01_Z06.dgn

IA 175

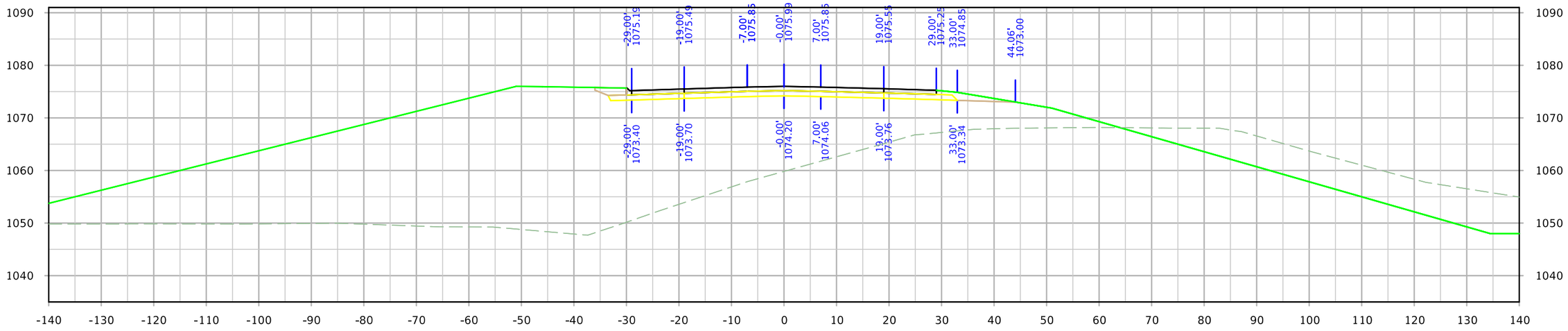

STA. 1743+00.00

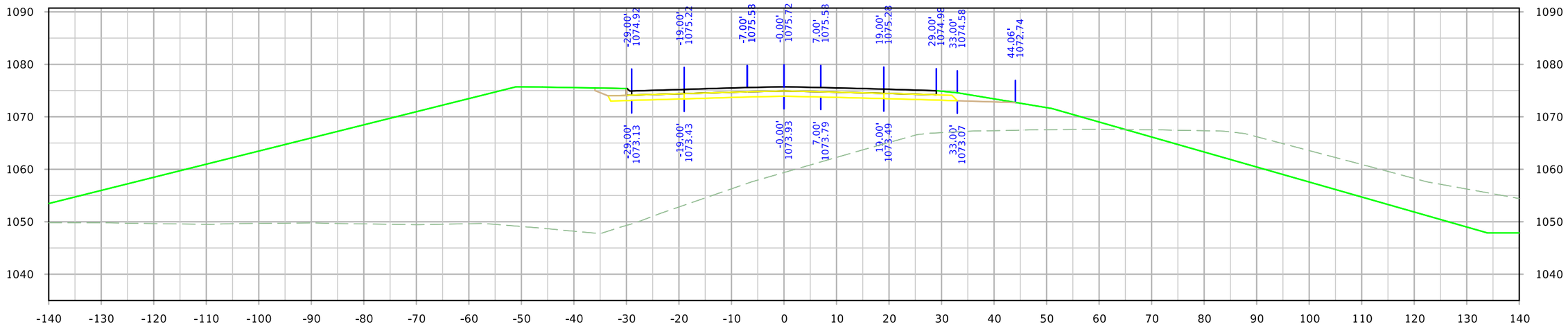

STA. 1742+75.00

FILE NO.	ENGLISH	DESIGN TEAM Iowa DOT/HR Green	MONONA COUNTY	PROJECT NUMBER STP-175-1(95)--2C-67	SHEET NUMBER X.38

12:39:53 PM 8/10/2023 rtyrrel \\hrgreen.com\hrg\Data\2020\200200.15\CAD\Design\CADD_Files\Sheet_Files\SHT_6717502021_X01_Z06.dgn

IA 175

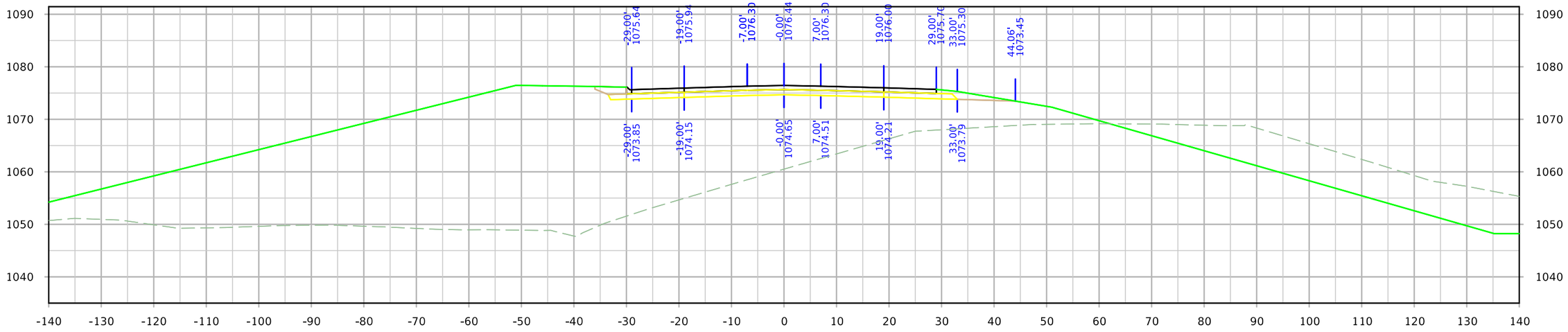

STA. 1743+50.00

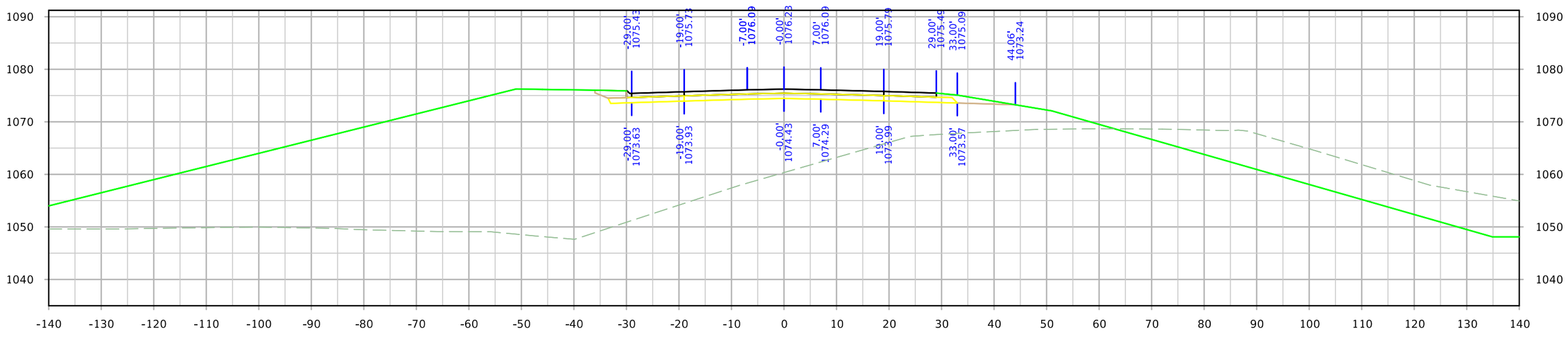

STA. 1743+25.00

FILE NO.	ENGLISH	DESIGN TEAM Iowa DOT/HR Green	MONONA COUNTY	PROJECT NUMBER STP-175-1(95)--2C-67	SHEET NUMBER X.39

12:39:55 PM 8/10/2023 rtyrrel \\hrgreen.com\hrg\Data\2020\200200.15\CAD\Design\CADD_Files\Sheet_Files\SHT_6717502021_X01_Z06.dgn

IA 175

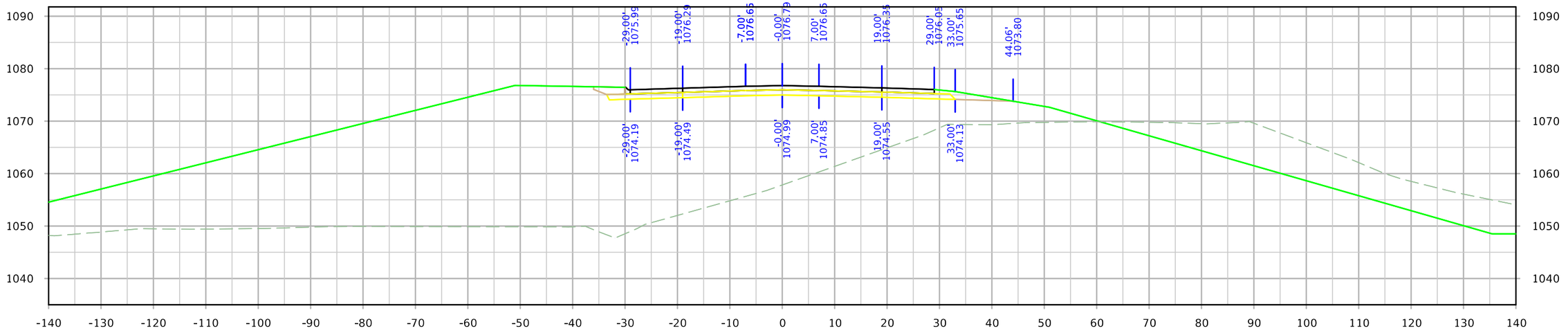

STA. 1744+00.00

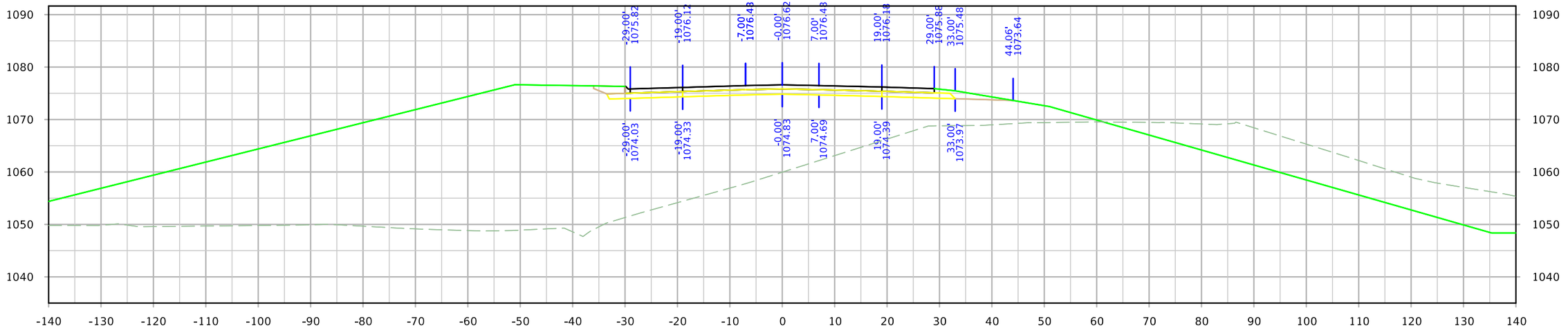

STA. 1743+75.00

FILE NO.	ENGLISH	DESIGN TEAM Iowa DOT/HR Green	MONONA COUNTY	PROJECT NUMBER STP-175-1(95)--2C-67	SHEET NUMBER X.40

12:39:56 PM 8/10/2023 rtyrrel \\hrgreen.com\hrg\Data\2020\200200.15\CAD\Design\CADD_Files\Sheet_Files\SHT_6717502021_X01_Z06.dgn

IA 175

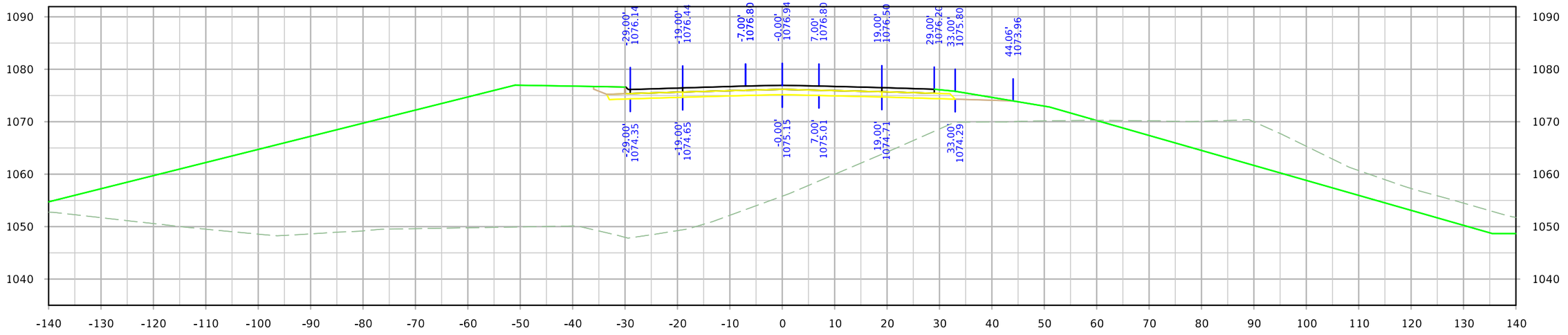

STA. 1744+30.18

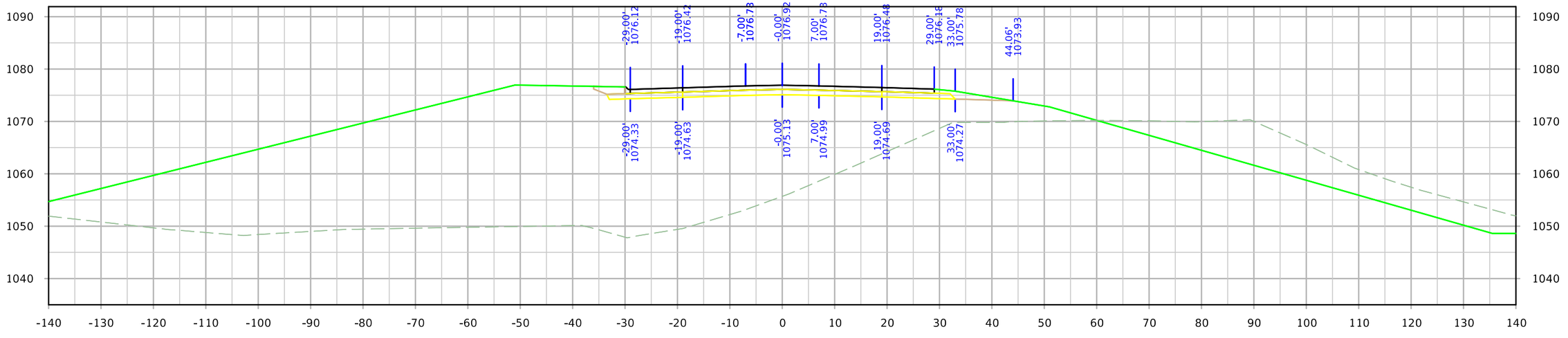

STA. 1744+25.00

FILE NO.	ENGLISH	DESIGN TEAM Iowa DOT/HR Green	MONONA COUNTY	PROJECT NUMBER STP-175-1(95)--2C-67	SHEET NUMBER X.41	

12:39:57 PM 8/10/2023 rtyrrel \\hrgreen.com\hrg\Data\2020\200200.15\CAD\Design\CADD_Files\Sheet_Files\SHT_6717502021_X01_Z06.dgn

IA 175

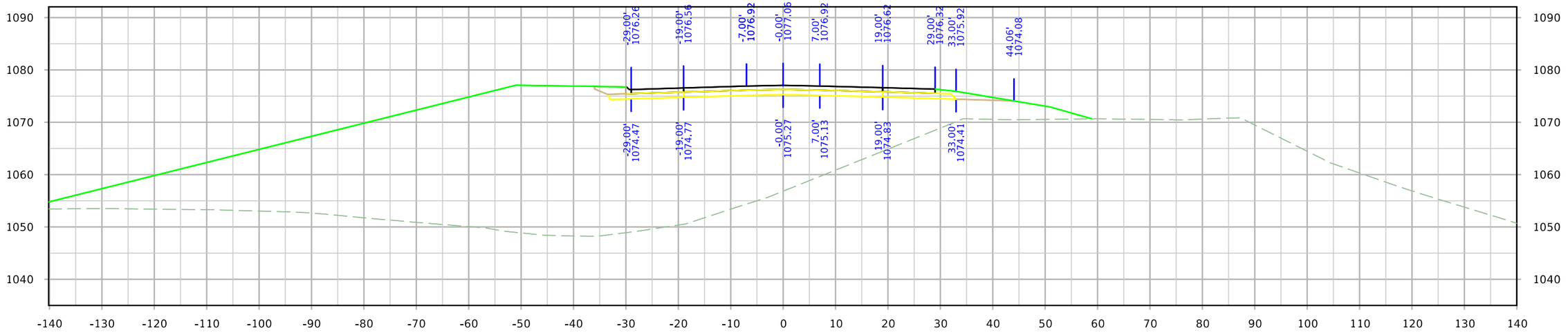

STA. 1744+61.50

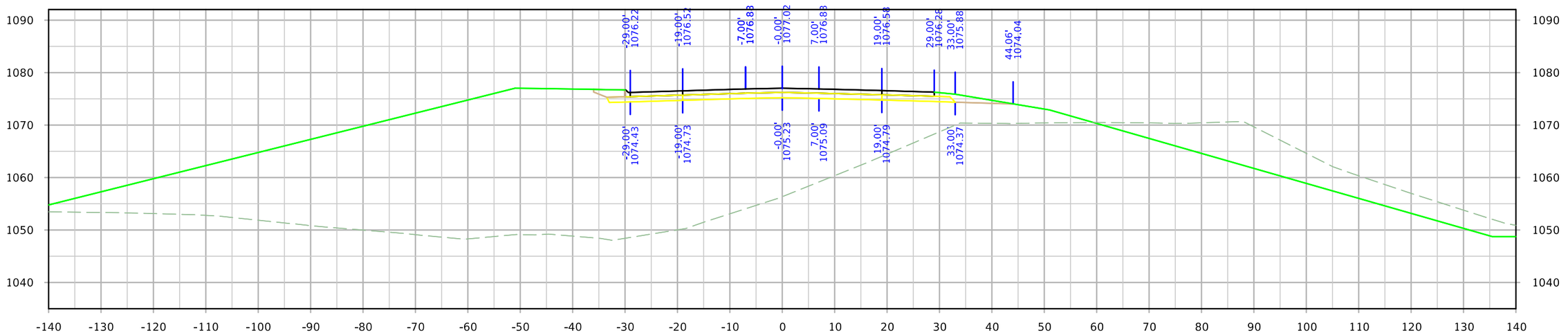

STA. 1744+50.00

FILE NO.	ENGLISH	DESIGN TEAM Iowa DOT/HR Green	MONONA COUNTY	PROJECT NUMBER STP-175-1(95)--2C-67	SHEET NUMBER X.42

12:39:58 PM 8/10/2023 rtyrrel \\hrgreen.com\hrg\Data\2020\200200.15\CAD\Design\CADD_Files\Sheet_Files\SHT_6717502021_X01_Z06.dgn

IA 175

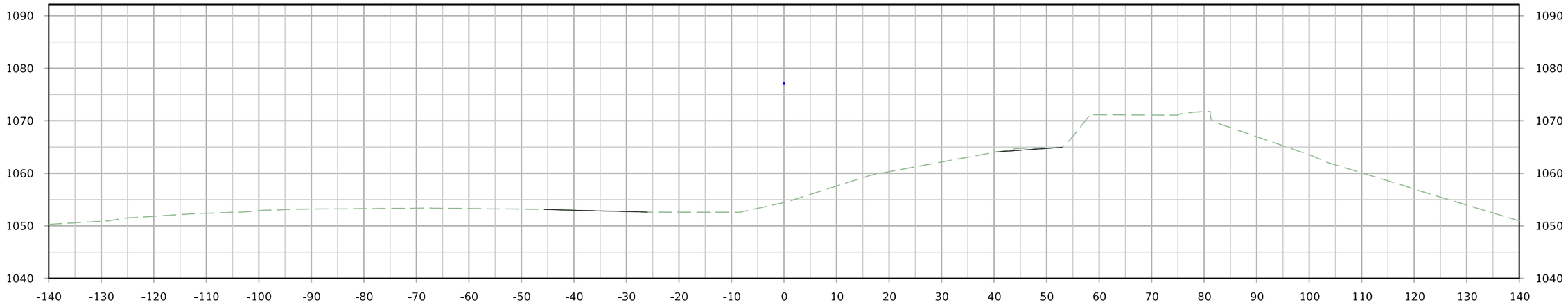

STA. 1745+00.00

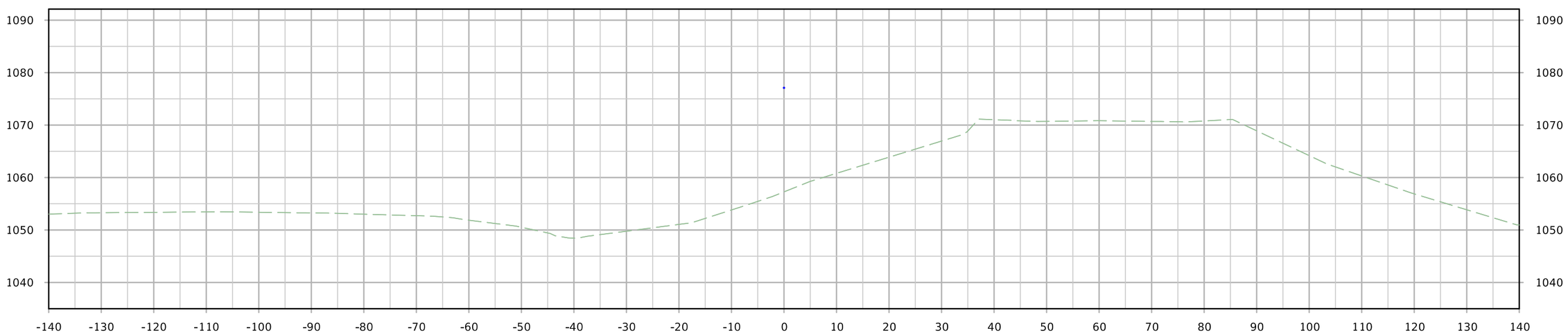

STA. 1744+75.00

FILE NO.	ENGLISH	DESIGN TEAM Iowa DOT/HR Green	MONONA COUNTY	PROJECT NUMBER STP-175-1(95)--2C-67	SHEET NUMBER X.43

12:39:59 PM 8/10/2023 rtyrrel \\hrgreen.com\hrg\Data\2020\200200.15\CAD\Design\CADD_Files\Sheet_Files\SHT_6717502021_X01_Z06.dgn

IA 175

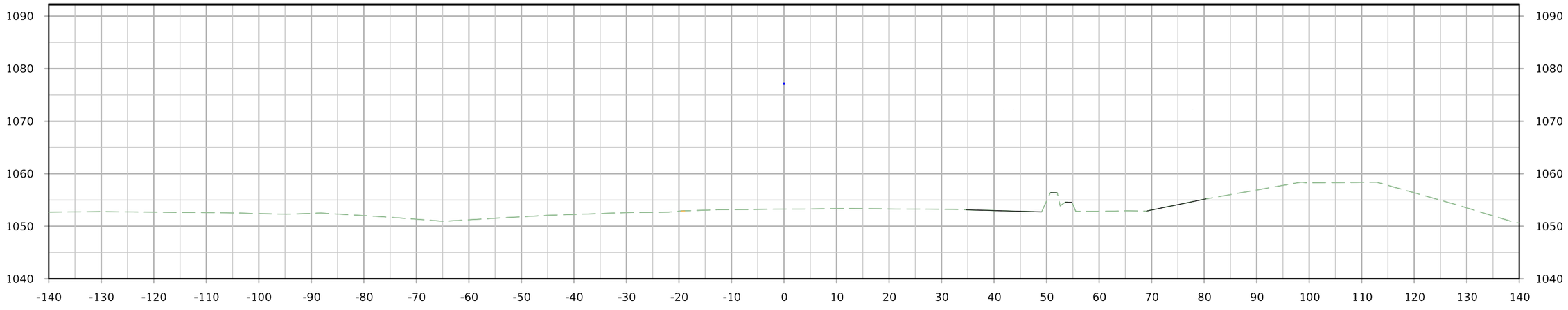

STA. 1745+50.00

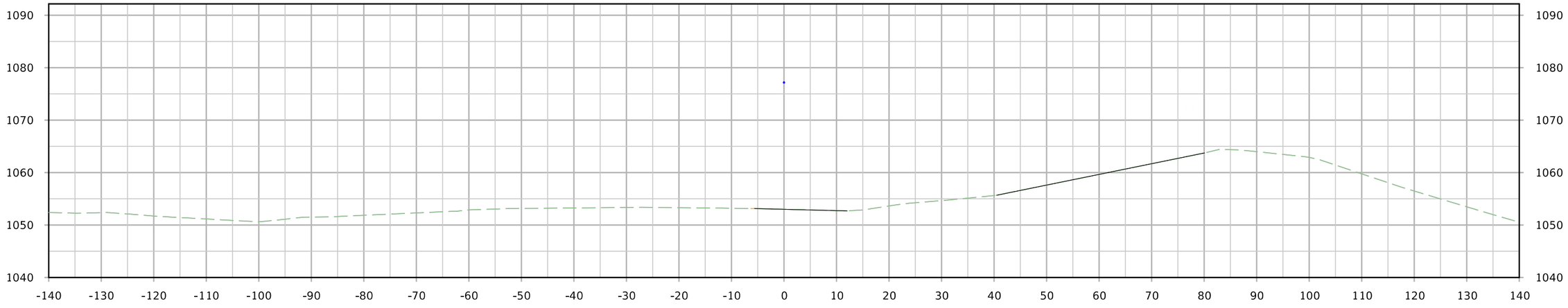

STA. 1745+25.00

FILE NO.	ENGLISH	DESIGN TEAM Iowa DOT/HR Green	MONONA COUNTY	PROJECT NUMBER STP-175-1(95)--2C-67	SHEET NUMBER X.44

12:40:00 PM 8/10/2023 rtyrrel \\hrgreen.com\hrg\Data\2020\200200.15\CAD\Design\CADD_Files\Sheet_Files\SHT_6717502021_X01_Z06.dgn

IA 175

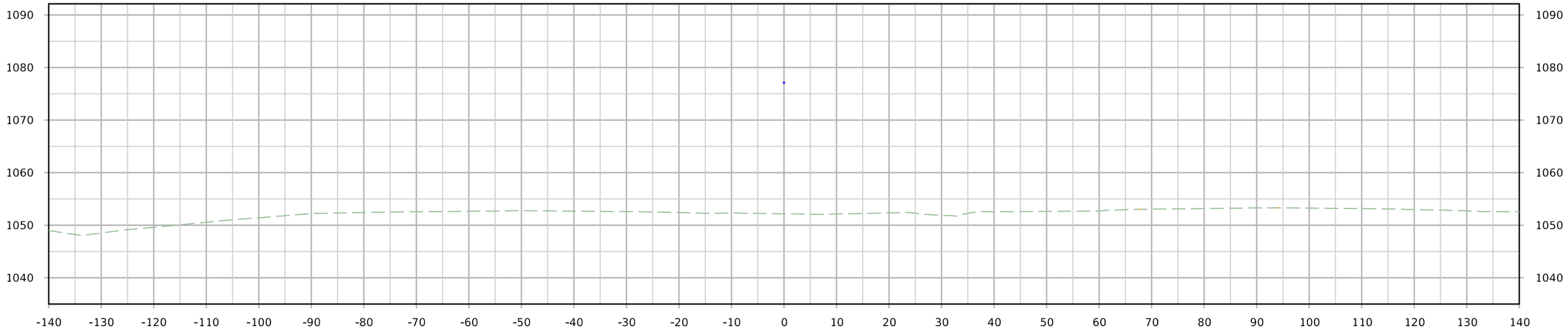

STA. 1746+00.00

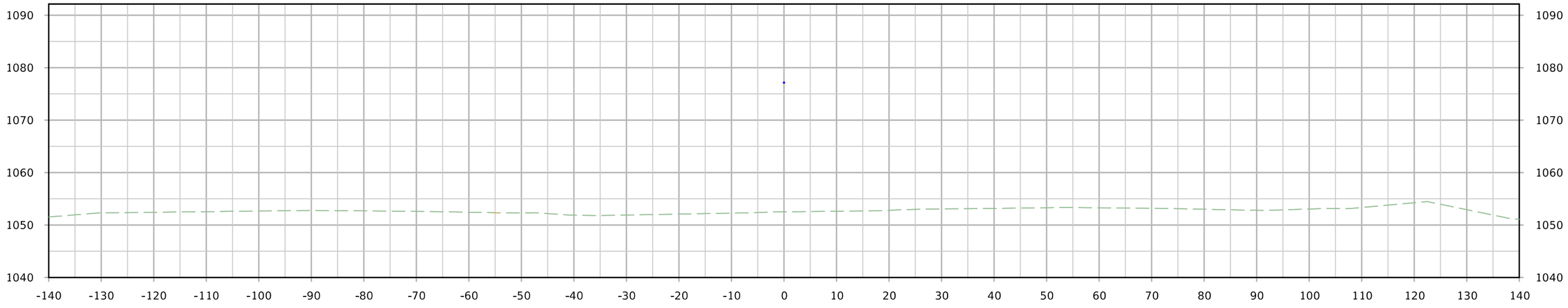

STA. 1745+75.00

FILE NO.	ENGLISH	DESIGN TEAM Iowa DOT/HR Green	MONONA COUNTY	PROJECT NUMBER STP-175-1(95)--2C-67	SHEET NUMBER X.45

12:40:02 PM 8/10/2023 rtyrrel \\hrgreen.com\hrg\Data\2020\200200.15\CAD\Design\CADD_Files\Sheet_Files\SHT_6717502021_X01_Z06.dgn

IA 175

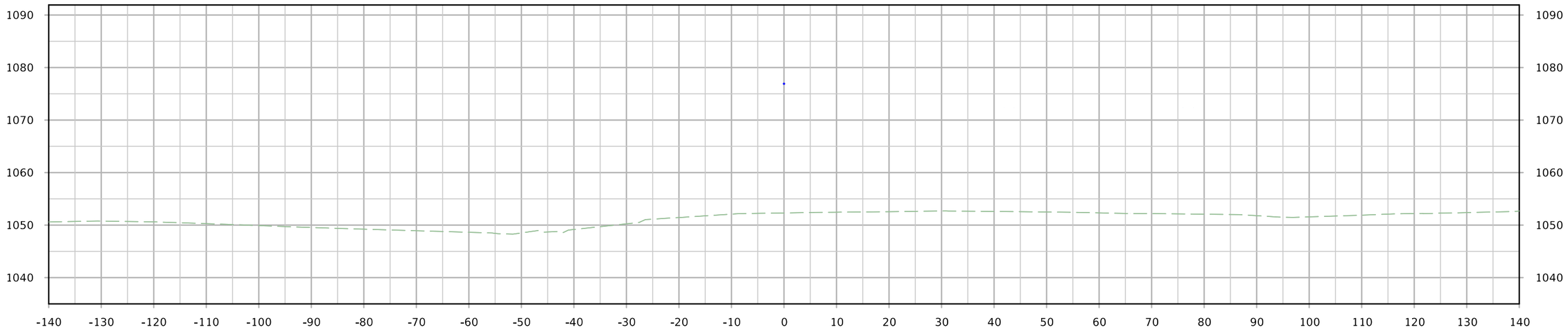

STA. 1746+50.00

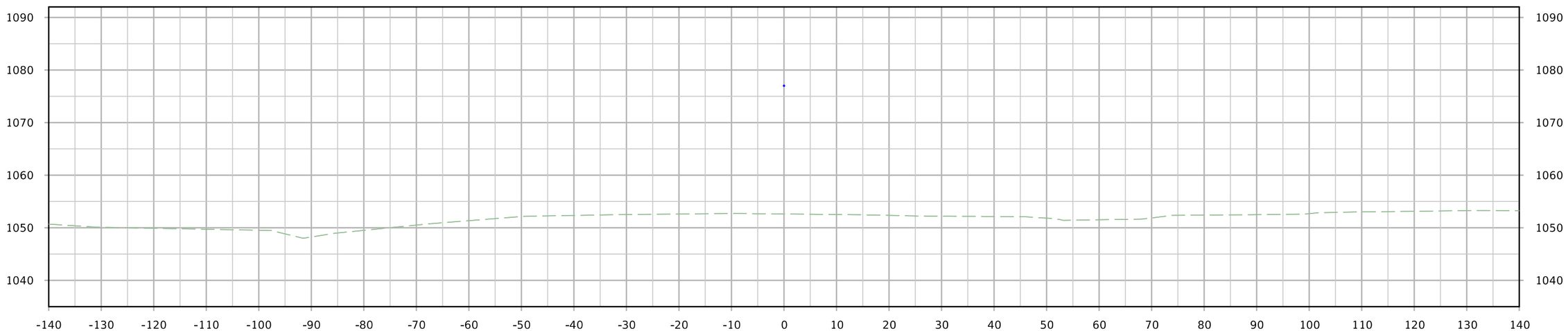

STA. 1746+25.00

FILE NO.	ENGLISH	DESIGN TEAM Iowa DOT/HR Green	MONONA COUNTY	PROJECT NUMBER STP-175-1(95)--2C-67	SHEET NUMBER X.46	

12:40:03 PM 8/10/2023 rtyrrel \\hrgreen.com\hrg\Data\2020\200200.15\CAD\Design\CADD_Files\Sheet_Files\SHT_6717502021_X01_Z06.dgn

IA 175

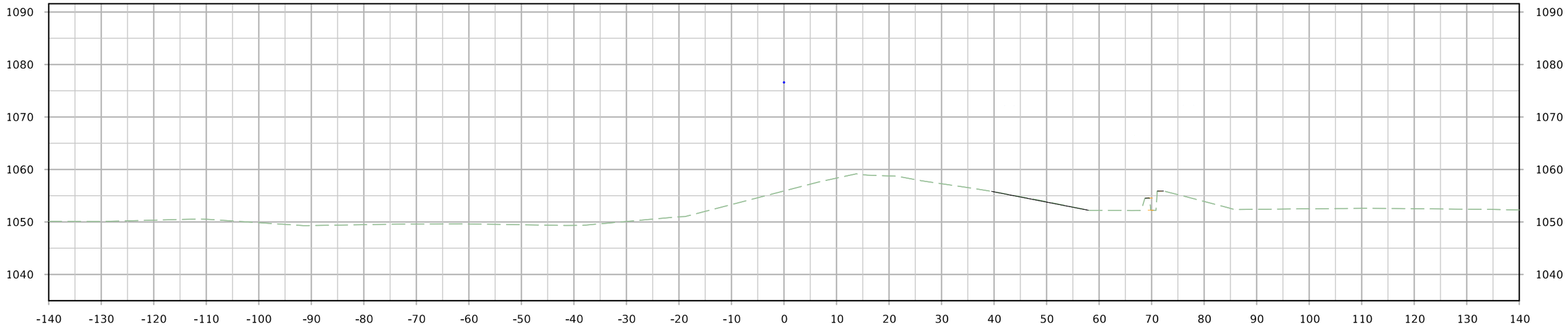

STA. 1747+00.00

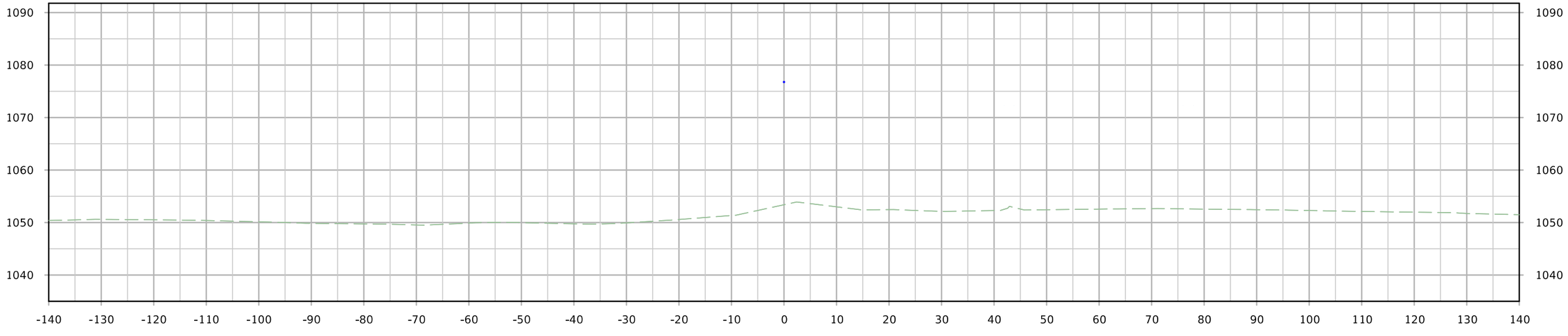

STA. 1746+75.00

FILE NO.	ENGLISH	DESIGN TEAM Iowa DOT/HR Green	MONONA COUNTY	PROJECT NUMBER STP-175-1(95)--2C-67	SHEET NUMBER X.47

12:40:04 PM 8/10/2023 rtyrrel \\hrgreen.com\hrg\Data\2020\200200.15\CAD\Design\CADD_Files\Sheet_Files\SHT_6717502021_X01_Z06.dgn

IA 175

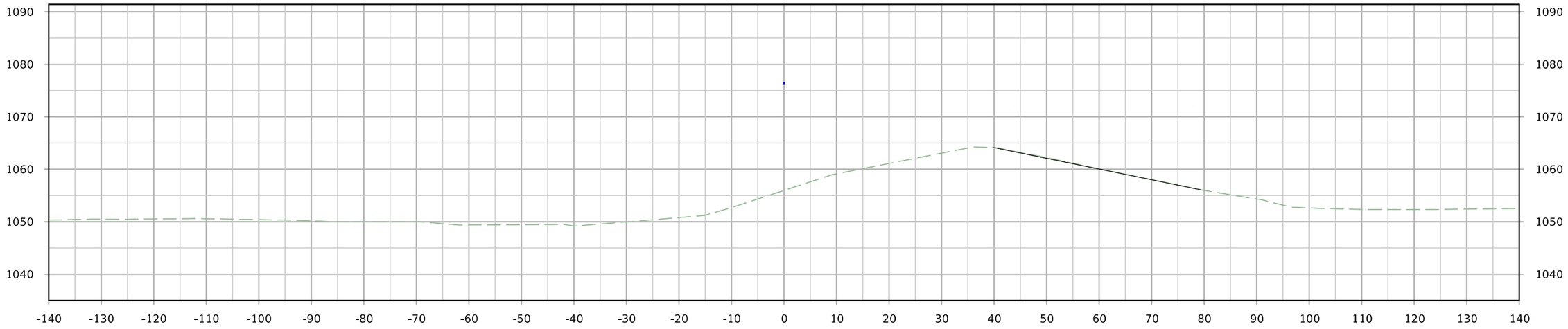

STA. 1747+25.00

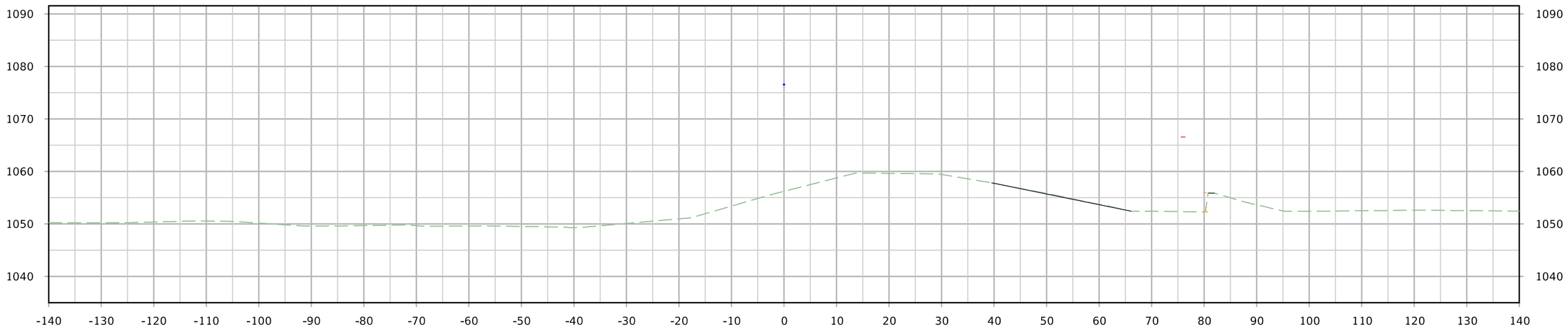

STA. 1747+06.02

FILE NO.	ENGLISH	DESIGN TEAM Iowa DOT/HR Green	MONONA COUNTY	PROJECT NUMBER STP-175-1(95)--2C-67	SHEET NUMBER X.48

12:40:05 PM 8/10/2023 rtyrrel \\hrgreen.com\hrg\Data\2020\200200.15\CAD\Design\CADD_Files\Sheet_Files\SHT_6717502021_X01_Z06.dgn

IA 175

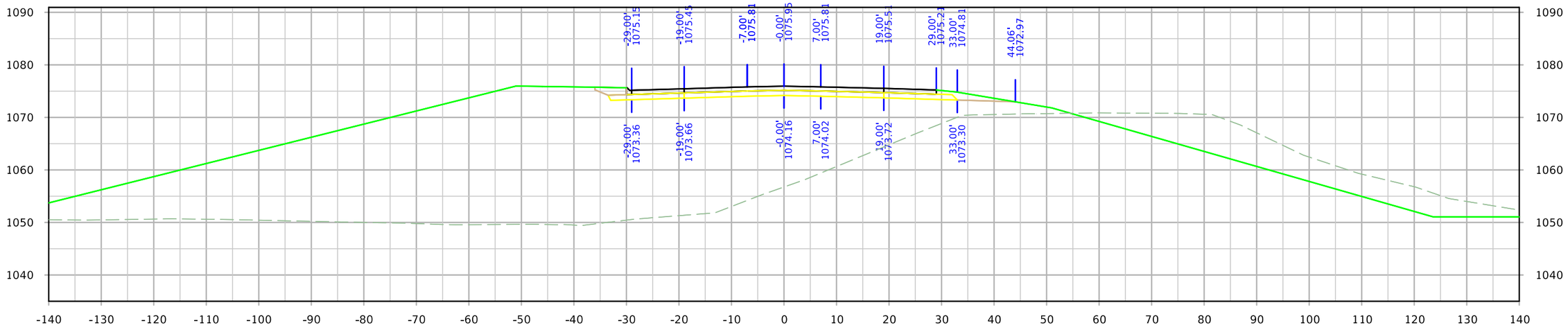

STA. 1747+75.00

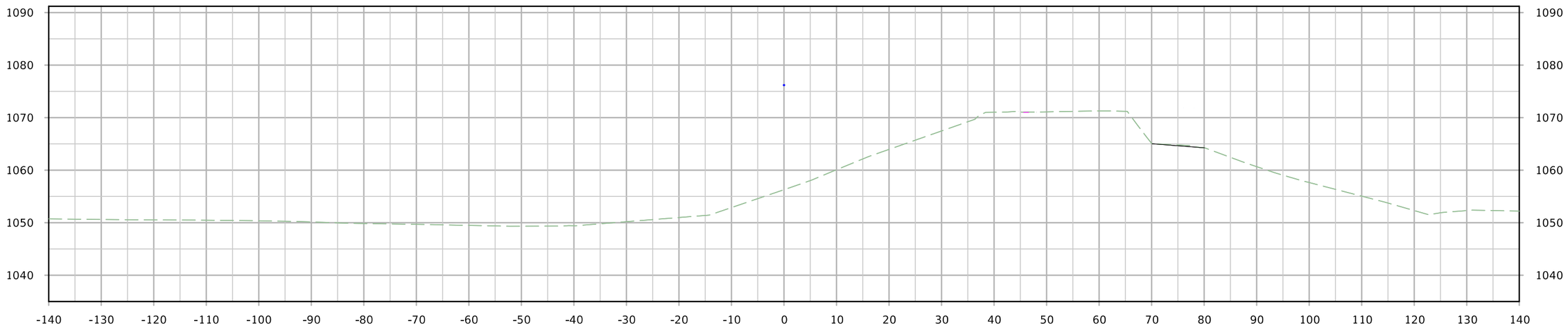

STA. 1747+50.00

FILE NO.	ENGLISH	DESIGN TEAM Iowa DOT/HR Green	MONONA COUNTY	PROJECT NUMBER STP-175-1(95)--2C-67	SHEET NUMBER X.49

12:40:06 PM 8/10/2023 rtyrrel \\hrgreen.com\hrg\Data\2020\200200.15\CAD\Design\CADD_Files\Sheet_Files\SHT_6717502021_X01_Z06.dgn

IA 175

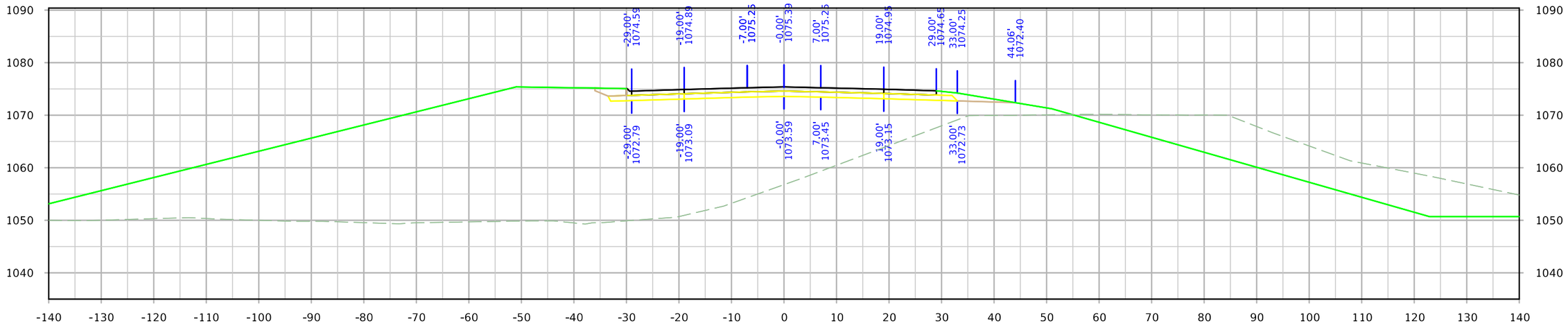

STA. 1748+25.00

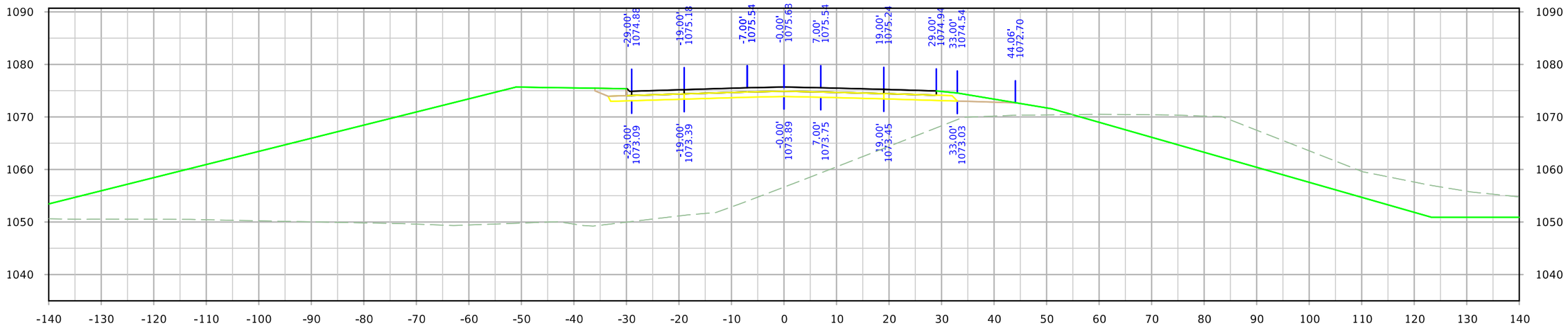

STA. 1748+00.00

FILE NO.	ENGLISH	DESIGN TEAM Iowa DOT/HR Green	MONONA COUNTY	PROJECT NUMBER STP-175-1(95)--2C-67	SHEET NUMBER X.50

12:40:07 PM 8/10/2023 rtyrrel \\hrgreen.com\hrg\Data\2020\200200.15\CAD\Design\CADD_Files\Sheet_Files\SHT_6717502021_X01_Z06.dgn

IA 175

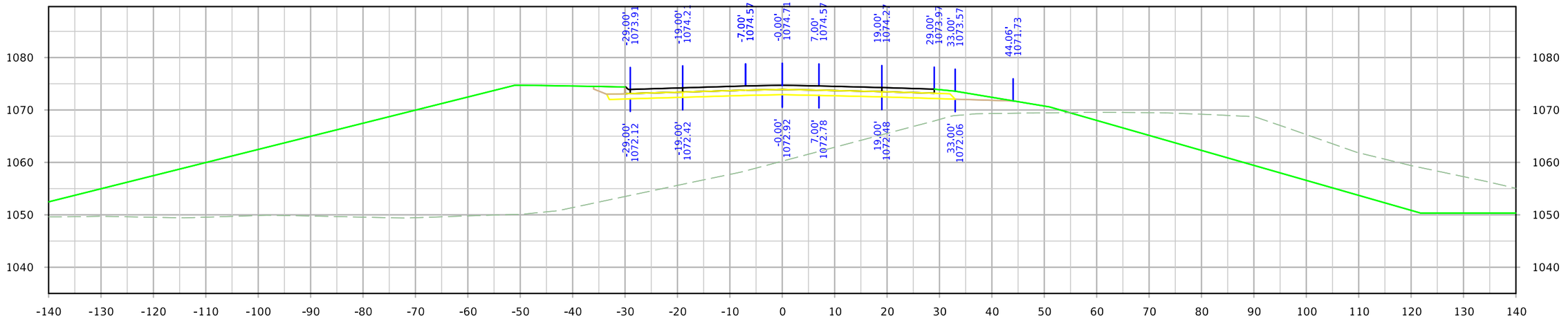

STA. 1748+75.00

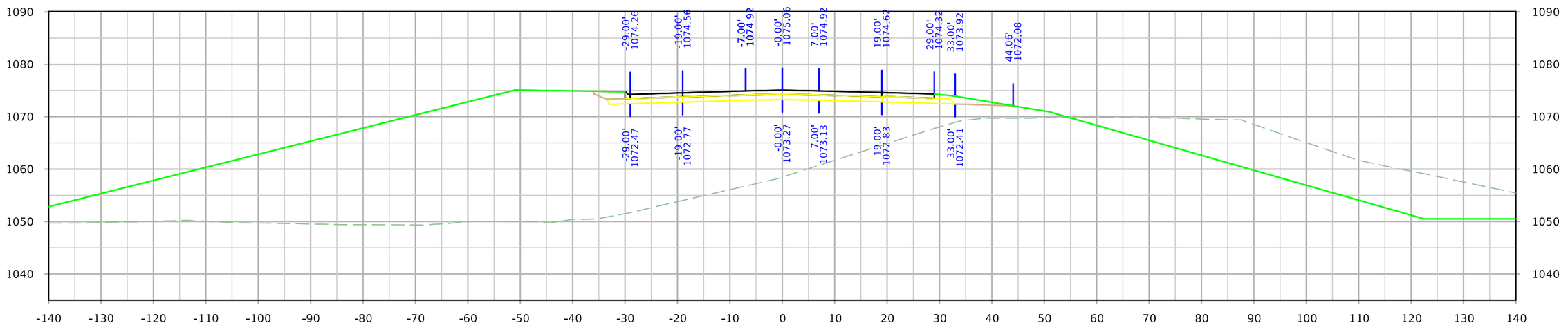

STA. 1748+50.00

FILE NO.	ENGLISH	DESIGN TEAM Iowa DOT/HR Green	MONONA COUNTY	PROJECT NUMBER STP-175-1(95)--2C-67	SHEET NUMBER X.51	

12:40:08 PM 8/10/2023 rtyrrel \\hrgreen.com\hrg\Data\2020\200200.15\CAD\Design\CADD_Files\Sheet_Files\SHT_6717502021_X01_Z06.dgn

IA 175

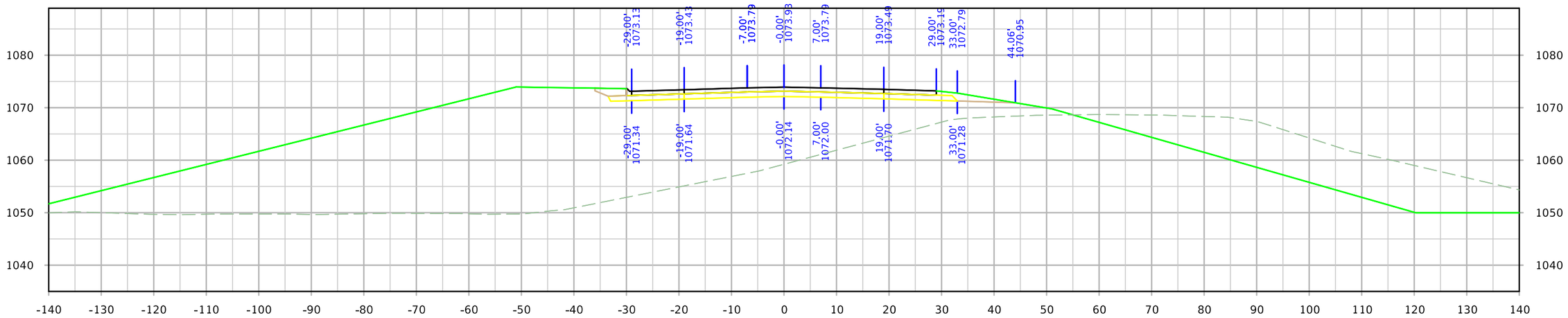

STA. 1749+25.00

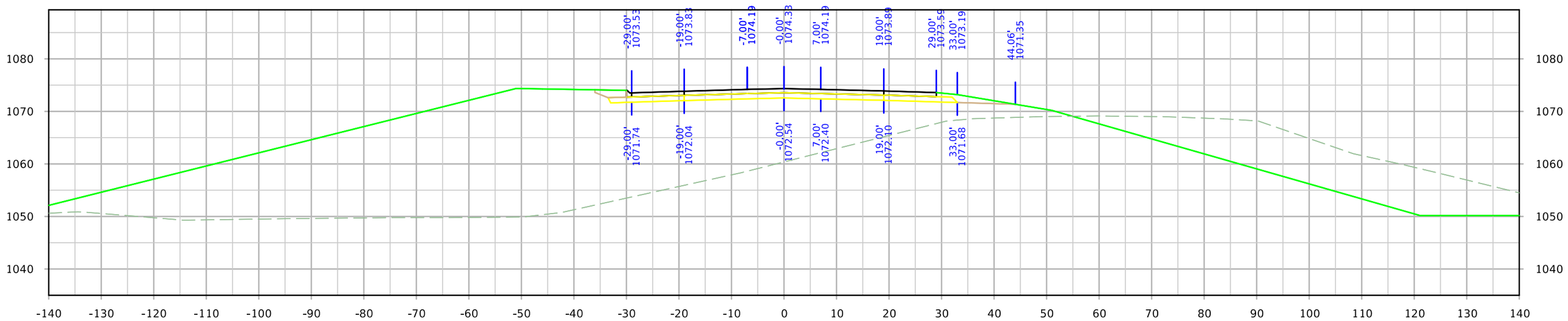

STA. 1749+00.00

FILE NO.	ENGLISH	DESIGN TEAM Iowa DOT/HR Green	MONONA COUNTY	PROJECT NUMBER STP-175-1(95)--2C-67	SHEET NUMBER X.52

12:40:10 PM 8/10/2023 rtyrrel \\hrgreen.com\hrg\Data\2020\200200.15\CAD\Design\CADD_Files\Sheet_Files\SHT_6717502021_X01_Z06.dgn

IA 175

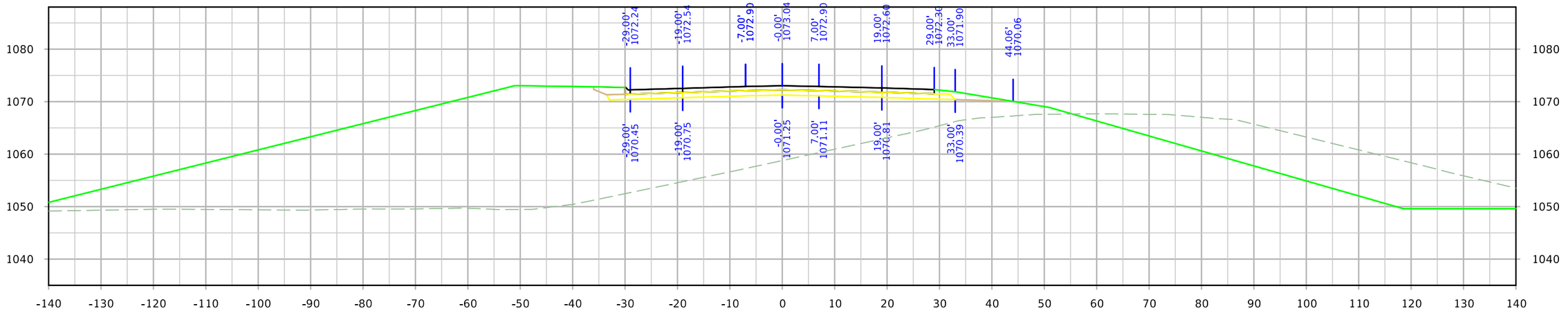

STA. 1749+75.00

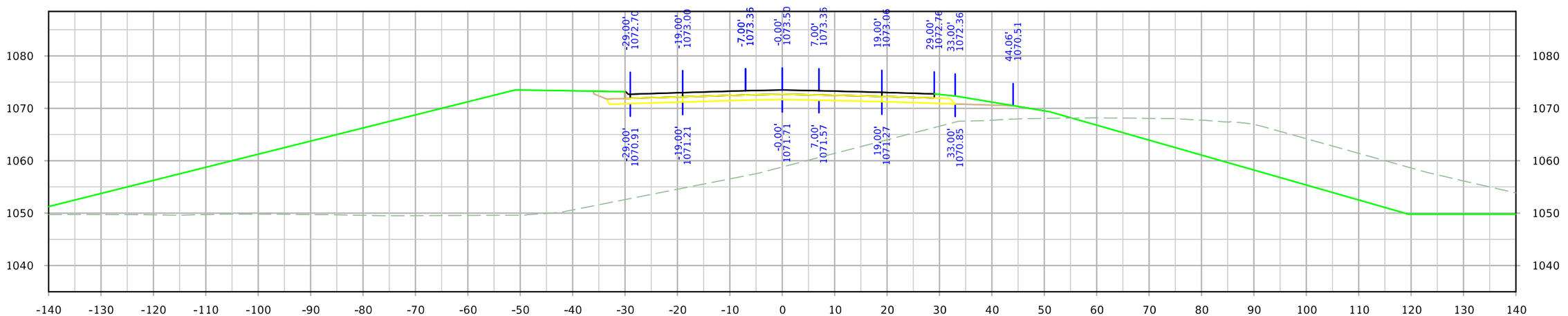

STA. 1749+50.00

FILE NO.	ENGLISH	DESIGN TEAM Iowa DOT/HR Green	MONONA COUNTY	PROJECT NUMBER STP-175-1(95)--2C-67	SHEET NUMBER X.53

12:40:11 PM 8/10/2023 rtyrrel \\hrgreen.com\hrg\Data\2020\200200.15\CAD\Design\CADD_Files\Sheet_Files\SHT_6717502021_X01_Z06.dgn

IA 175

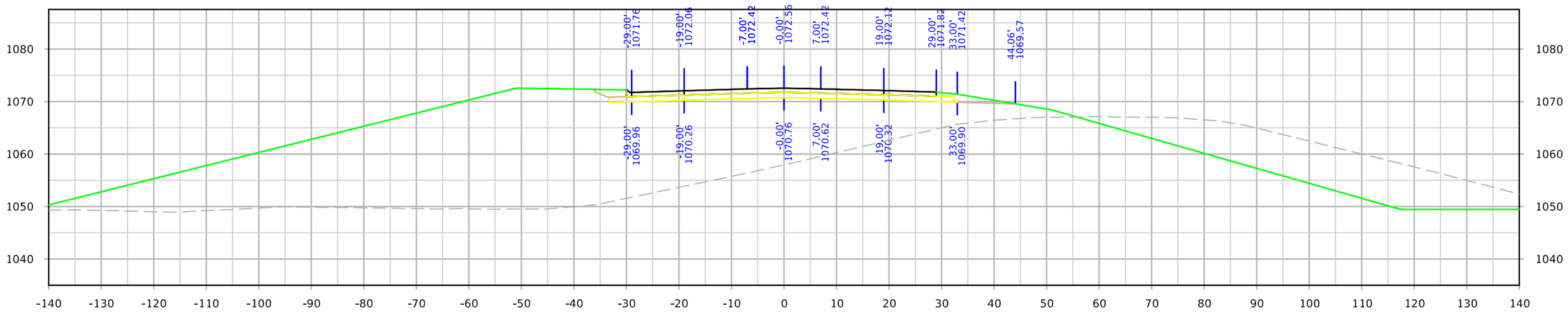

STA. 1750+00.00

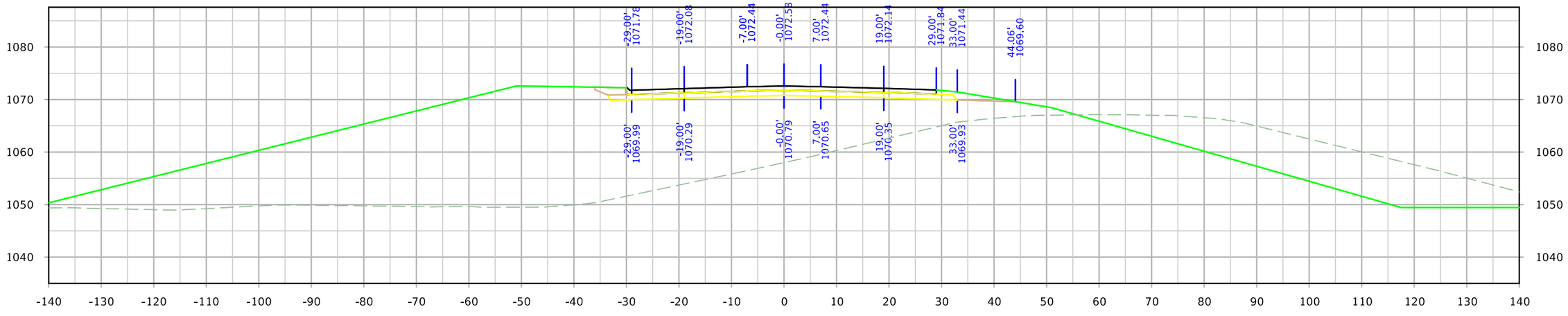

STA. 1749+98.75

FILE NO.	ENGLISH	DESIGN TEAM Iowa DOT/HR Green	MONONA COUNTY	PROJECT NUMBER STP-175-1(95)--2C-67	SHEET NUMBER X.54

12:40:12 PM 8/10/2023 rtyrrel \\hrgreen.com\hrg\Data\2020\200200.15\CAD\Design\CADD_Files\Sheet_Files\SHT_6717502021_X01_Z06.dgn

IA 175

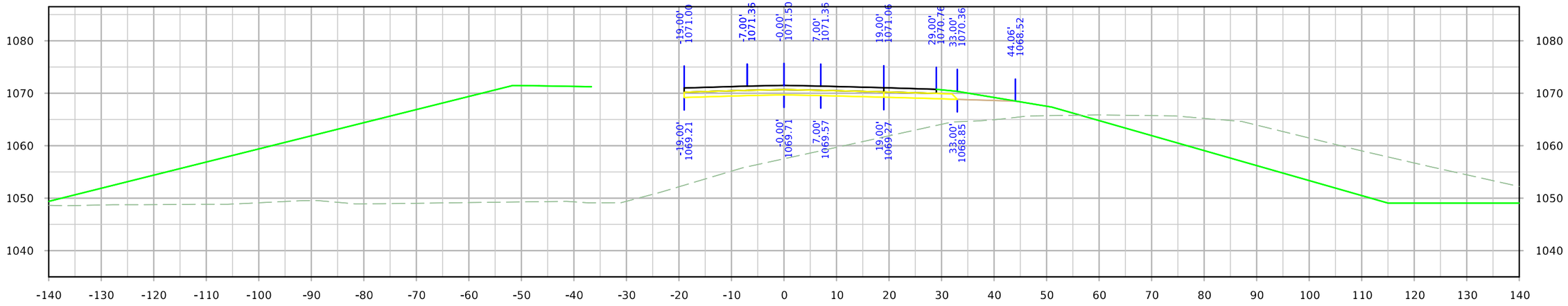

STA. 1750+50.00

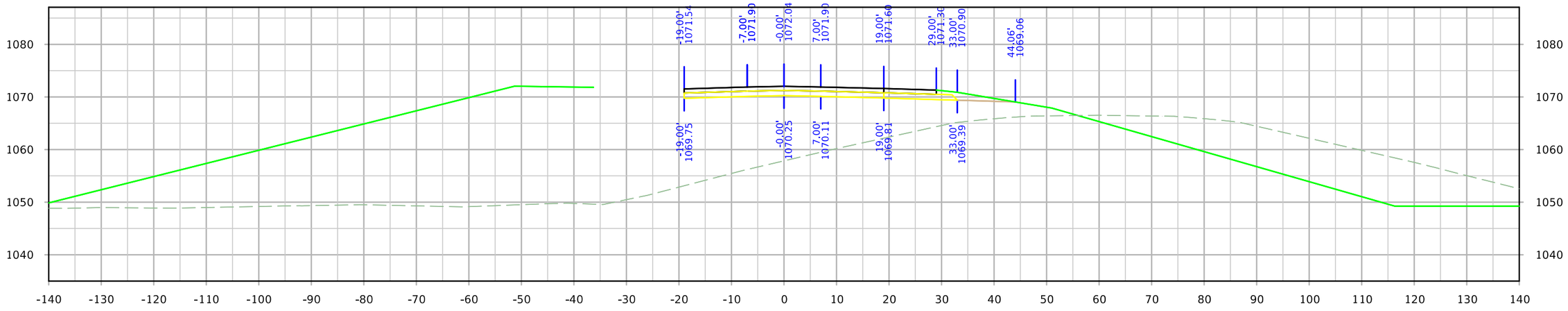

STA. 1750+25.00

FILE NO.	ENGLISH	DESIGN TEAM Iowa DOT/HR Green	MONONA COUNTY	PROJECT NUMBER STP-175-1(95)--2C-67	SHEET NUMBER X.55

12:40:13 PM 8/10/2023 rtyrrel \\hrgreen.com\hrg\Data\2020\200200.15\CAD\Design\CADD_Files\Sheet_Files\SHT_6717502021_X01_Z06.dgn

IA 175

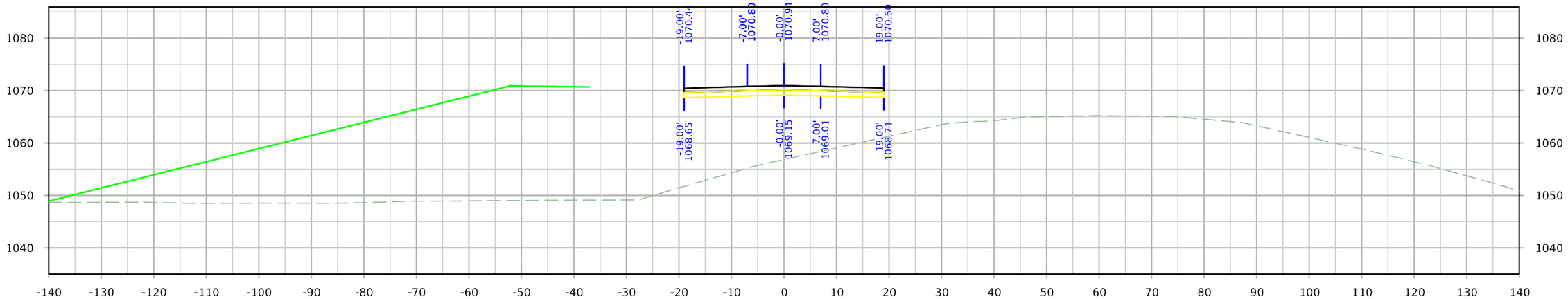

STA. 1750+75.00

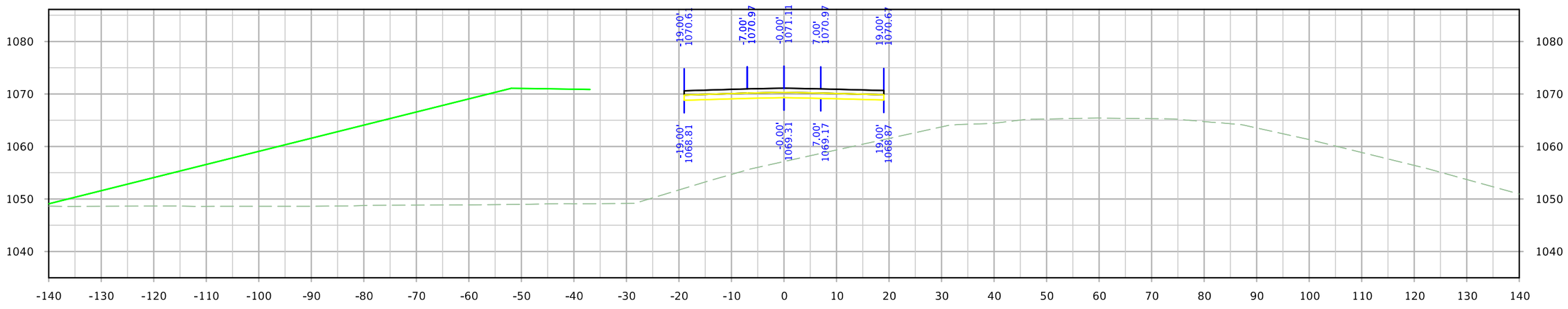

STA. 1750+67.73

FILE NO.	ENGLISH	DESIGN TEAM Iowa DOT/HR Green	MONONA COUNTY	PROJECT NUMBER STP-175-1(95)--2C-67	SHEET NUMBER X.56

12:40:15 PM 8/10/2023 rtyrrel \\hrgreen.com\hrg\Data\2020\200200.15\CAD\Design\CADD_Files\Sheet_Files\SHT_6717502021_X01_Z06.dgn

IA 175

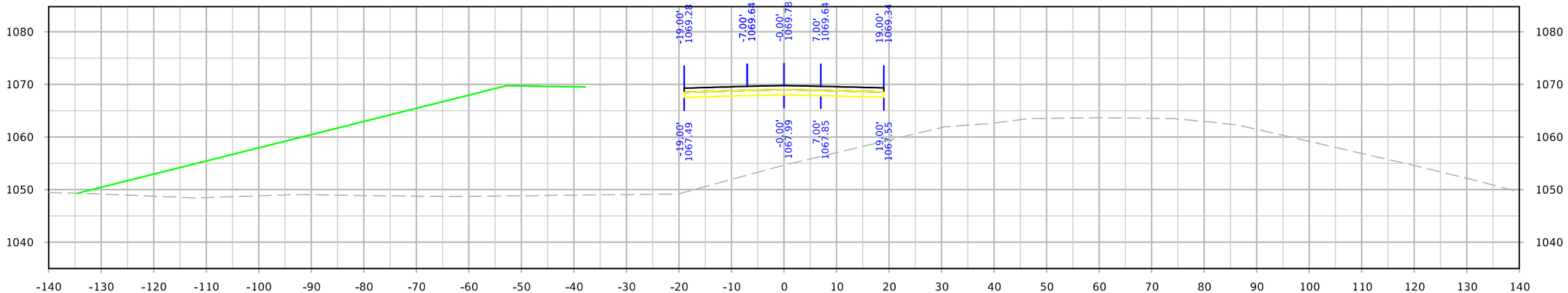

STA. 1751+25.00

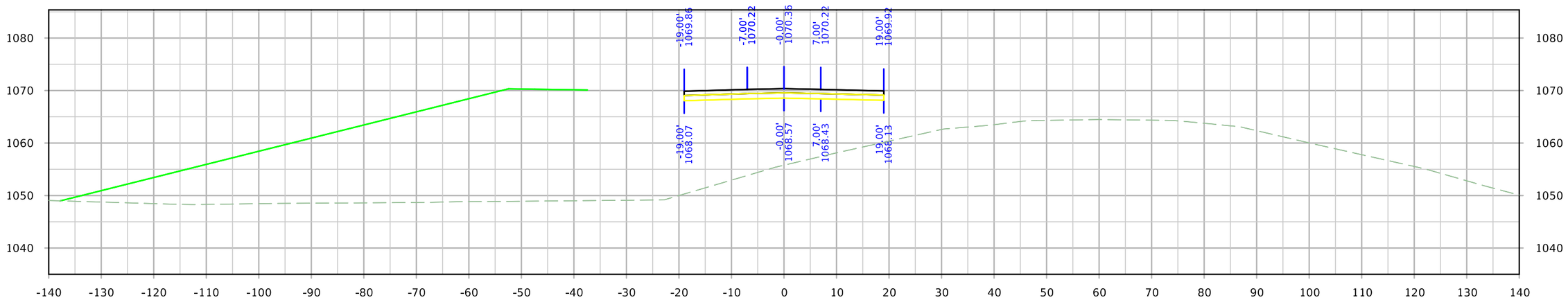

STA. 1751+00.00

FILE NO.	ENGLISH	DESIGN TEAM Iowa DOT/HR Green	MONONA COUNTY	PROJECT NUMBER STP-175-1(95)--2C-67	SHEET NUMBER X.57

12:40:16 PM 8/10/2023 rtyrrel \\hrgreen.com\hrg\Data\2020\200200.15\CAD\Design\CADD_Files\Sheet_Files\SHT_6717502021_X01_Z06.dgn

IA 175

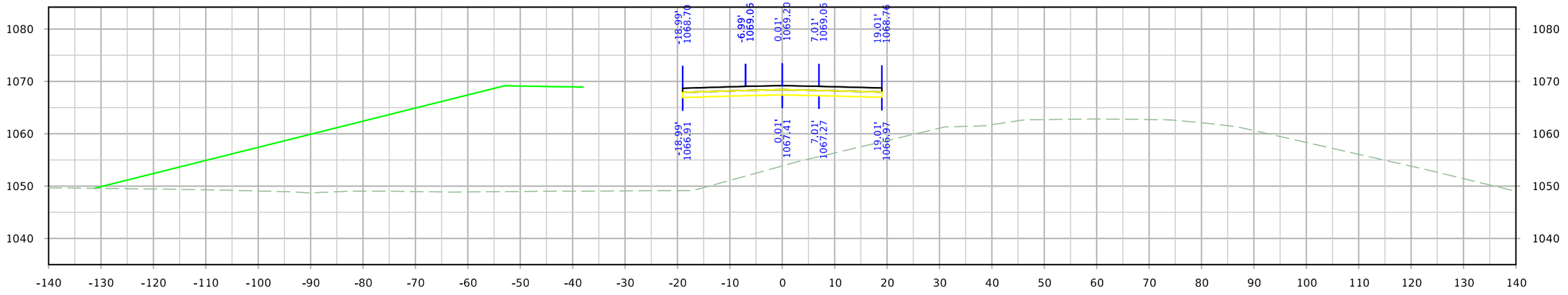

STA. 1751+50.00

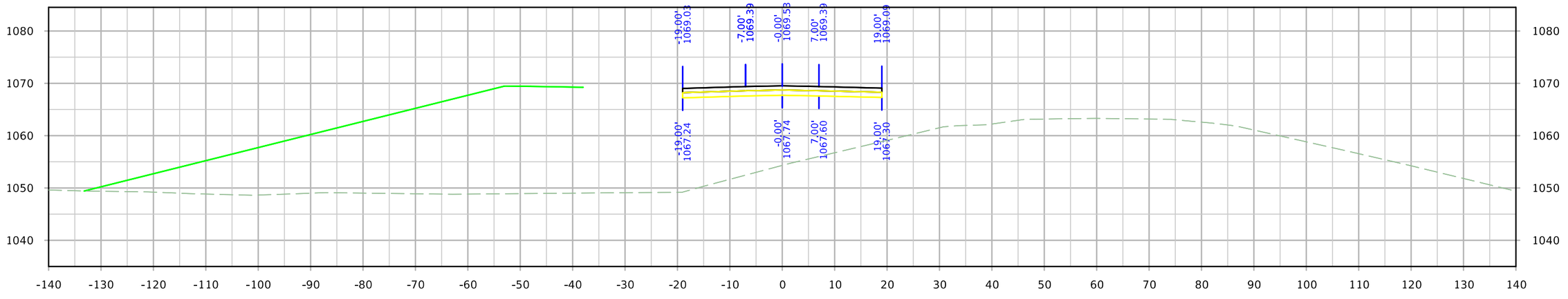

STA. 1751+35.97

FILE NO.	ENGLISH	DESIGN TEAM Iowa DOT/HR Green	MONONA COUNTY	PROJECT NUMBER STP-175-1(95)--2C-67	SHEET NUMBER X.58

12:40:17 PM 8/10/2023 rtyrrel \\hrgreen.com\hrg\Data\2020\200200.15\CAD\Design\CADD_Files\Sheet_Files\SHT_6717502021_X01_Z06.dgn

IA 175

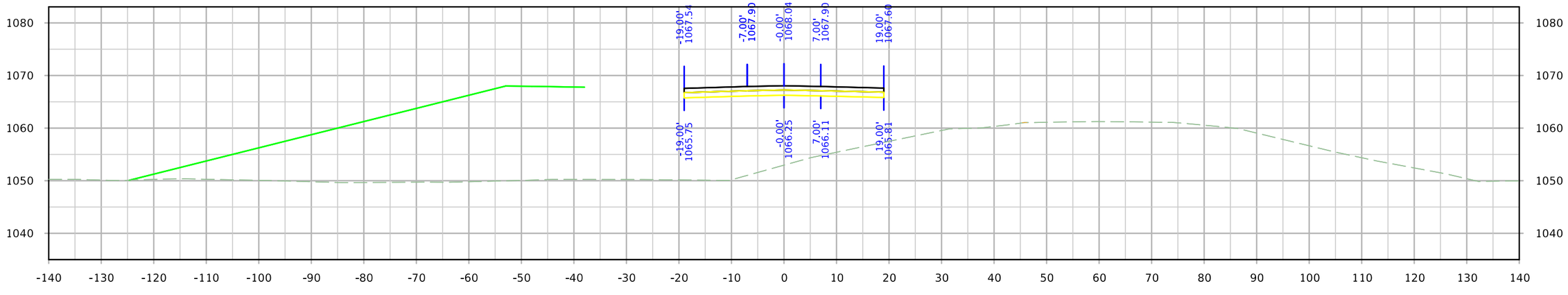

STA. 1752+00.00

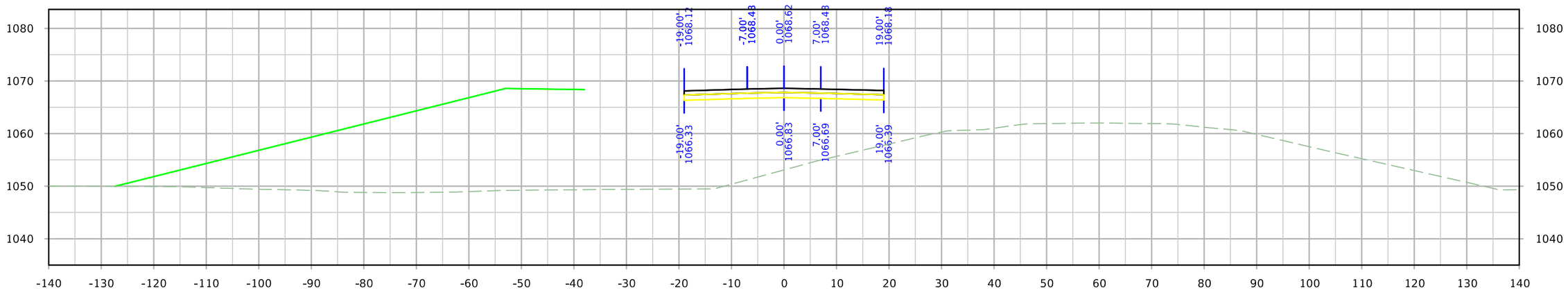

STA. 1751+75.00

FILE NO.	ENGLISH	DESIGN TEAM Iowa DOT/HR Green	MONONA COUNTY	PROJECT NUMBER STP-175-1(95)--2C-67	SHEET NUMBER X.59

12:40:18 PM 8/10/2023 rtyrrel \\hrgreen.com\hrg\Data\2020\200200.15\CAD\Design\CADD_Files\Sheet_Files\SHT_6717502021_X01_Z06.dgn

IA 175

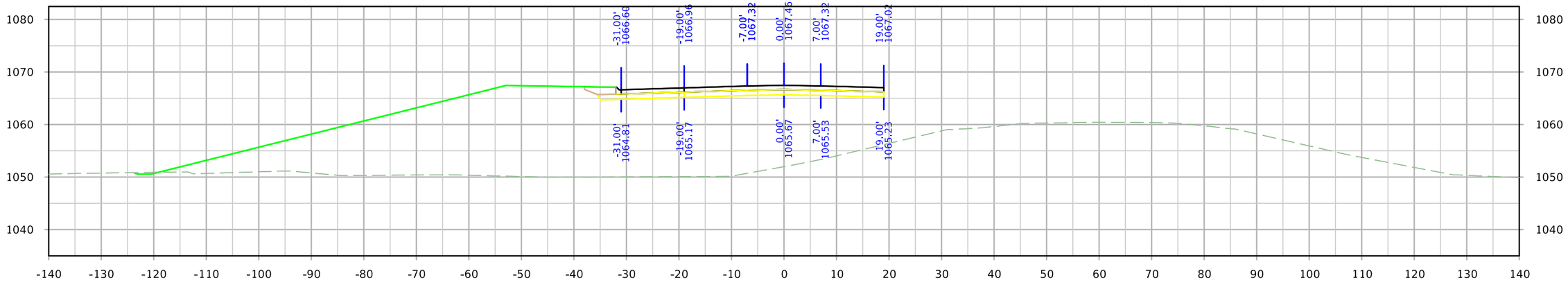

STA. 1752+25.00

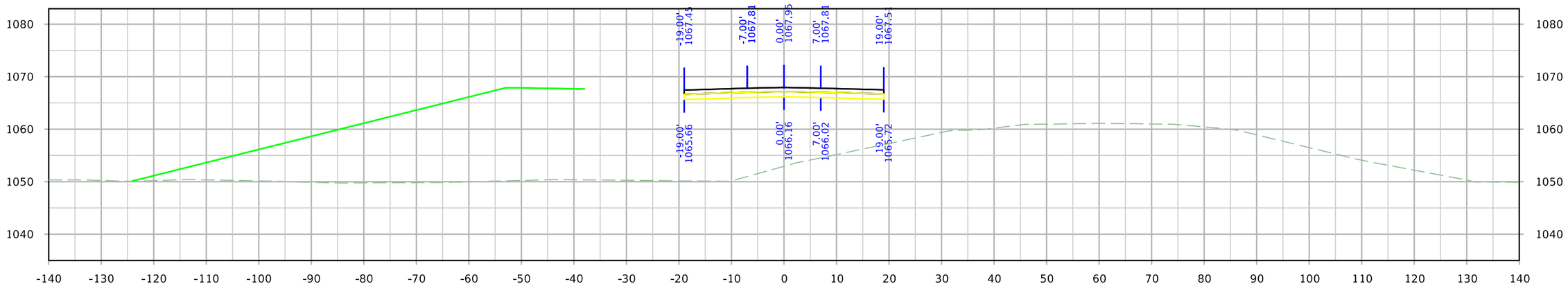

STA. 1752+04.15

FILE NO.	ENGLISH	DESIGN TEAM Iowa DOT/HR Green	MONONA COUNTY	PROJECT NUMBER STP-175-1(95)--2C-67	SHEET NUMBER X.60

12:40:19 PM 8/10/2023 rtyrrel \\hrgreen.com\hrg\Data\2020\200200.15\CAD\Design\CADD_Files\Sheet_Files\SHT_6717502021_X01_Z06.dgn

IA 175

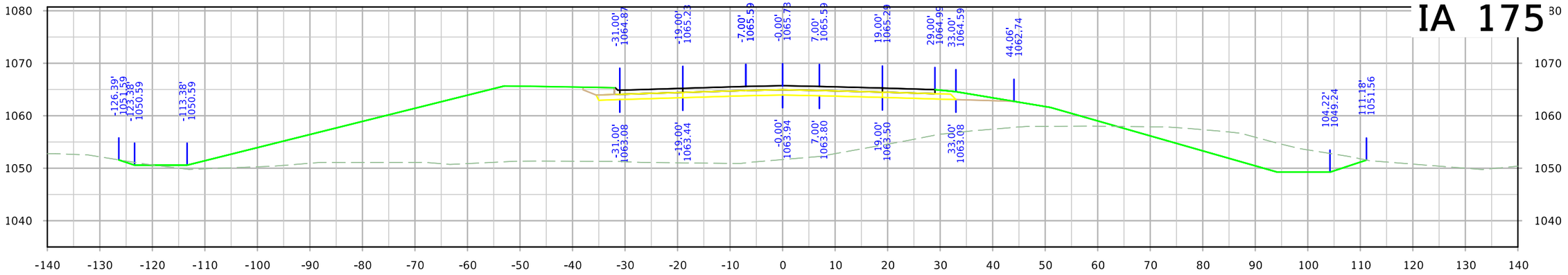

STA. 1753+00.00

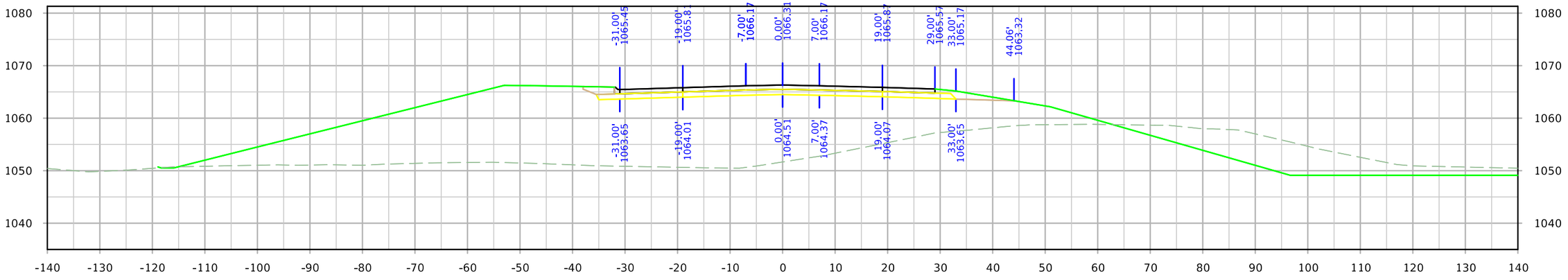

STA. 1752+75.00

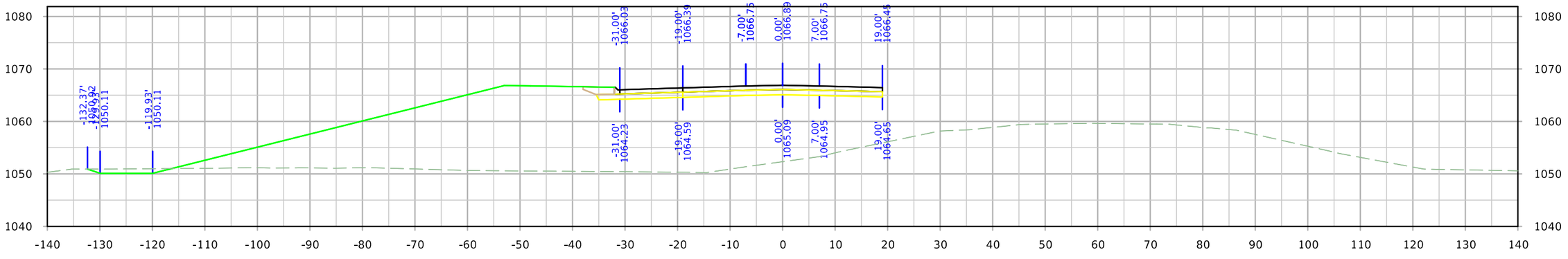

STA. 1752+50.00

FILE NO.	ENGLISH	DESIGN TEAM Iowa DOT/HR Green	MONONA COUNTY	PROJECT NUMBER STP-175-1(95)--2C-67	SHEET NUMBER X.61

12:40:21 PM 8/10/2023 rtyrrel \\hrgreen.com\hrg\Data\2020\200200.15\CAD\Design\CADD_Files\Sheet_Files\SHT_6717502021_X01_Z06.dgn

IA 175

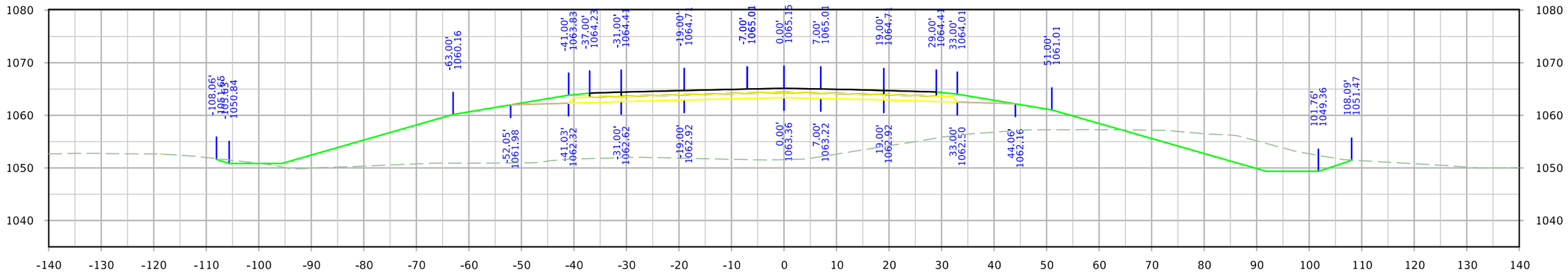

STA. 1753+25.00

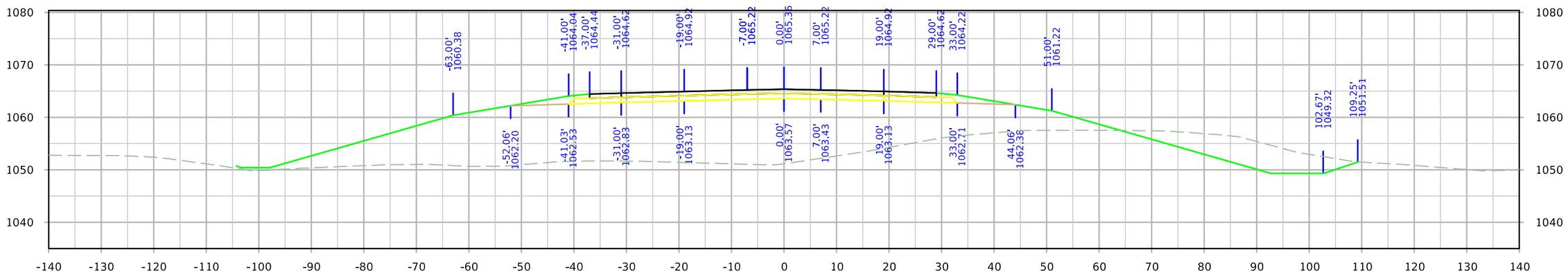

STA. 1753+15.69

FILE NO.	ENGLISH	DESIGN TEAM Iowa DOT/HR Green	MONONA COUNTY	PROJECT NUMBER STP-175-1(95)--2C-67	SHEET NUMBER X.62

12:40:22 PM 8/10/2023 rtyrrel \\hrgreen.com\hrg\Data\2020\200200.15\CAD\Design\CADD_Files\Sheet_Files\SHT_6717502021_X01_Z06.dgn

IA 175

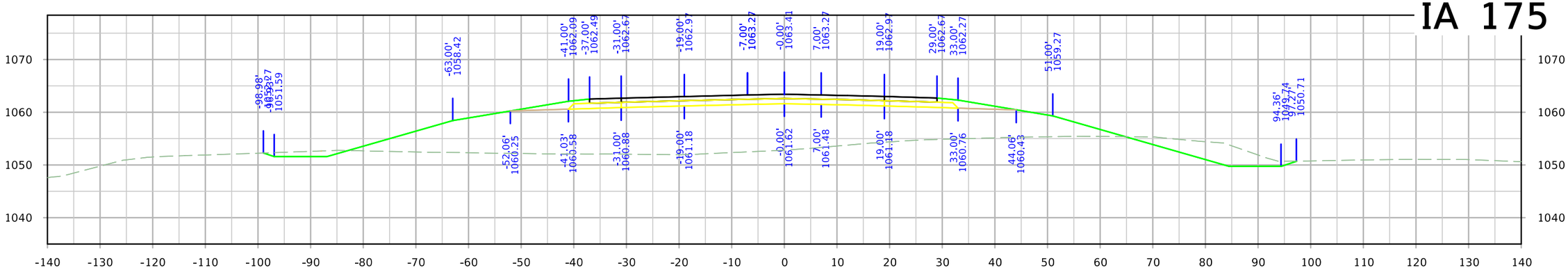

STA. 1754+00.00

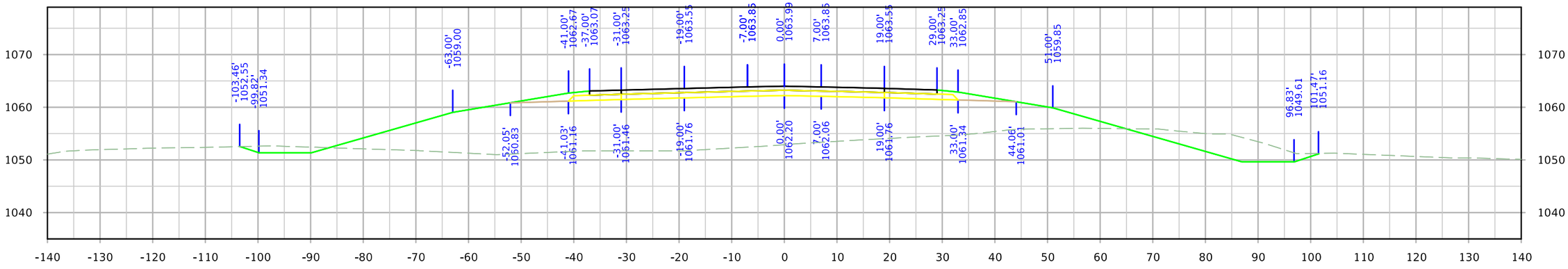

STA. 1753+75.00

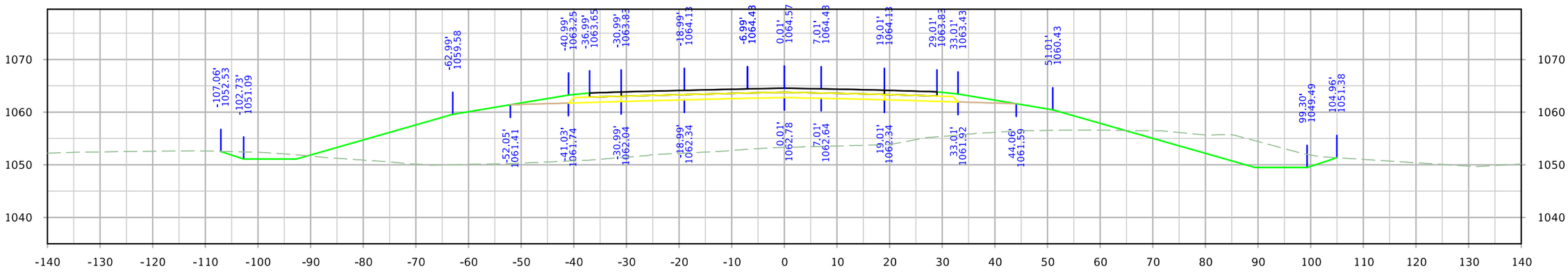

STA. 1753+50.00

FILE NO.	ENGLISH	DESIGN TEAM Iowa DOT/HR Green	MONONA COUNTY	PROJECT NUMBER STP-175-1(95)--2C-67	SHEET NUMBER X.63

12:40:23 PM 8/10/2023 rtyrrel \\hrgreen.com\hrg\Data\2020\200200.15\CAD\Design\CADD_Files\Sheet_Files\SHT_6717502021_X01_Z06.dgn

IA 175

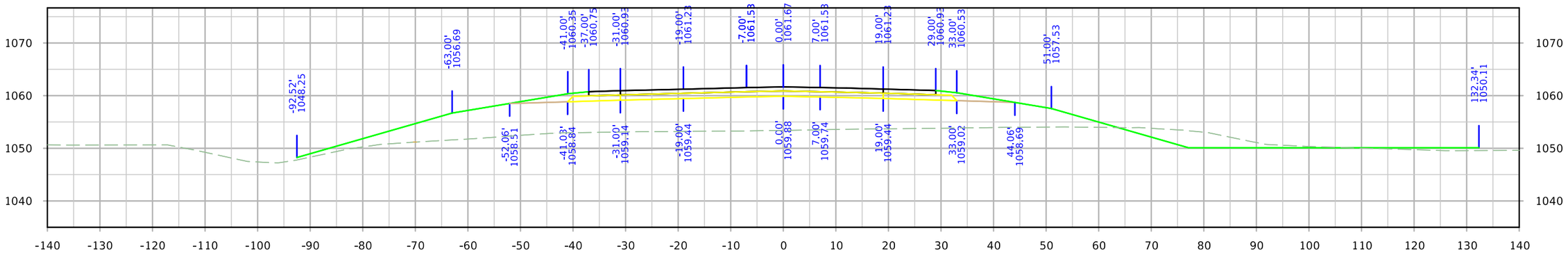

STA. 1754+75.00

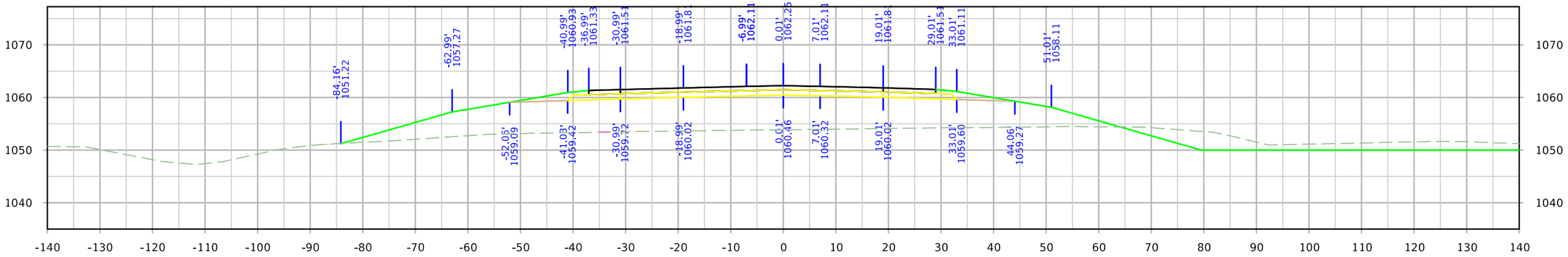

STA. 1754+50.00

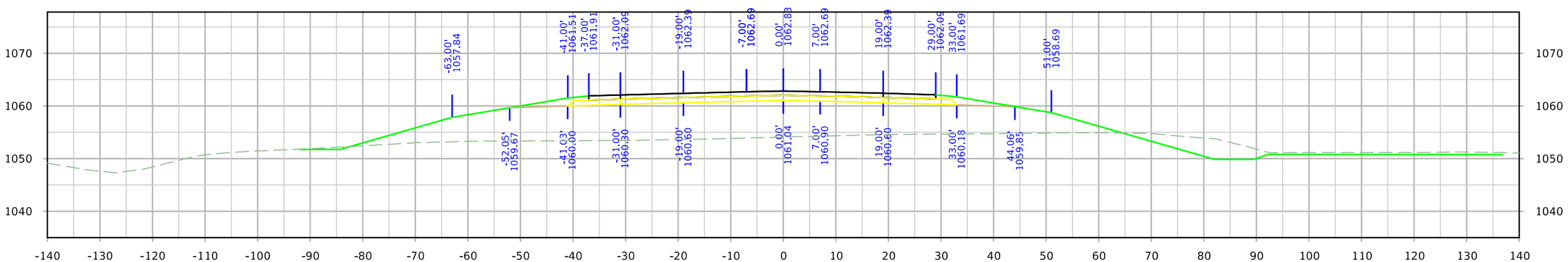

STA. 1754+25.00

FILE NO.	ENGLISH	DESIGN TEAM Iowa DOT/HR Green	MONONA COUNTY	PROJECT NUMBER STP-175-1(95)--2C-67	SHEET NUMBER X.64

12:40:25 PM 8/10/2023 rtyrrel \\hrgreen.com\hrg\Data\2020\200200.15\CAD\Design\CADD_Files\Sheet_Files\SHT_6717502021_X01_Z06.dgn

IA 175

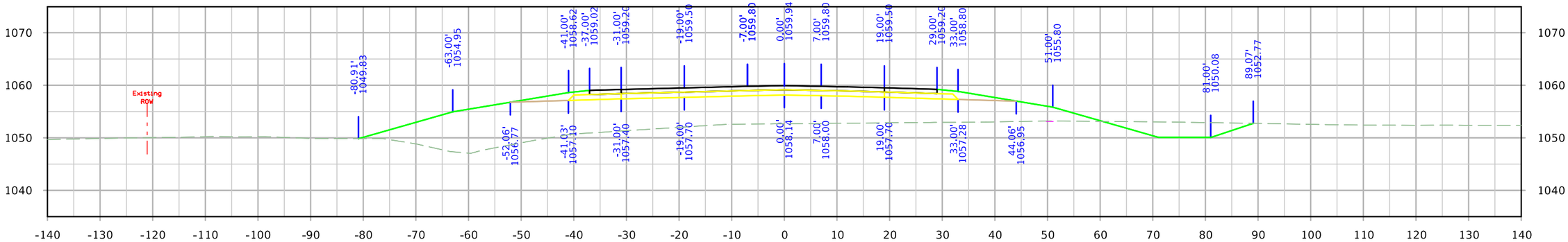

STA. 1755+50.00

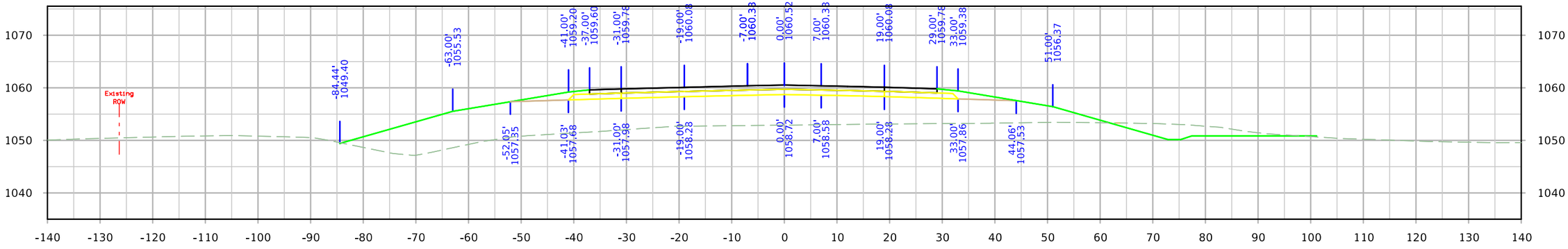

STA. 1755+25.00

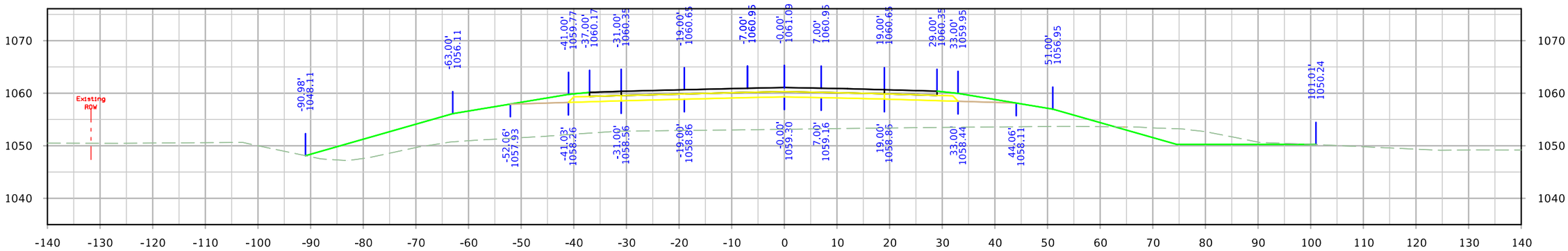

STA. 1755+00.00

FILE NO.	ENGLISH	DESIGN TEAM Iowa DOT/HR Green	MONONA COUNTY	PROJECT NUMBER STP-175-1(95)--2C-67	SHEET NUMBER X.65

12:40:26 PM 8/10/2023 rtyrrel \\hrgreen.com\hrg\Data\2020\200200.15\CAD\Design\CADD_Files\Sheet_Files\SHT_6717502021_X01_Z06.dgn

IA 175

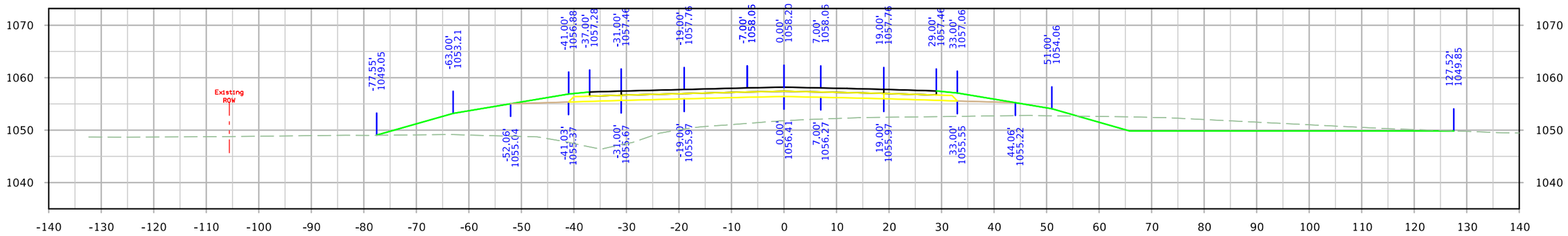

STA. 1756+25.00

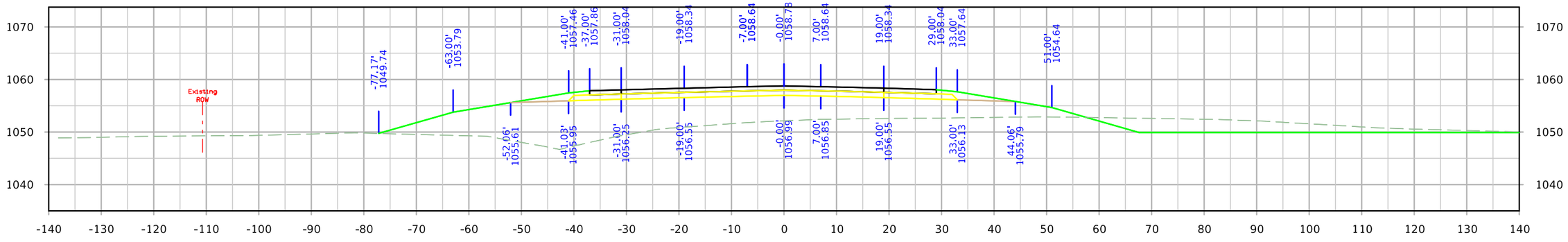

STA. 1756+00.00

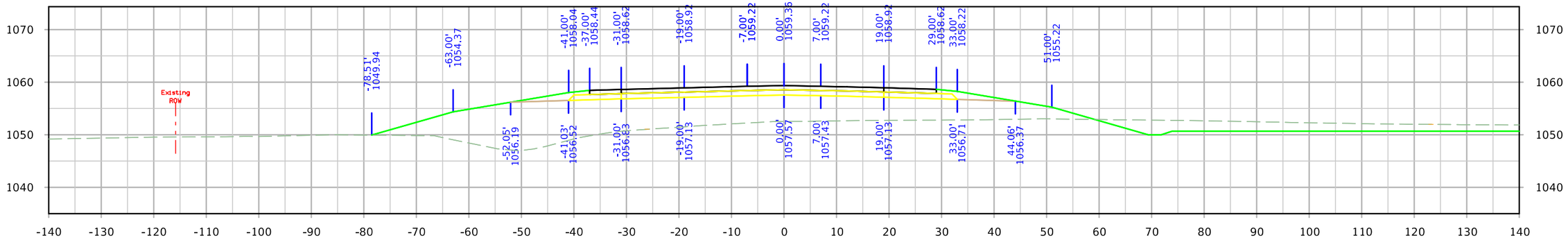

STA. 1755+75.00

FILE NO.	ENGLISH	DESIGN TEAM Iowa DOT/HR Green	MONONA COUNTY	PROJECT NUMBER STP-175-1(95)--2C-67	SHEET NUMBER X.66

12:40:28 PM 8/10/2023 rtyrrel \\hrgreen.com\hrg\Data\2020\200200.15\CAD\Design\CADD_Files\Sheet_Files\SHT_6717502021_X01_Z06.dgn

IA 175

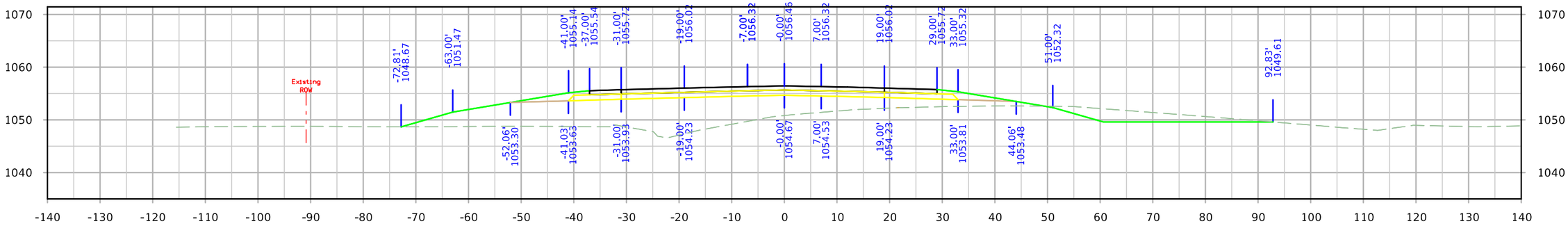

STA. 1757+00.00

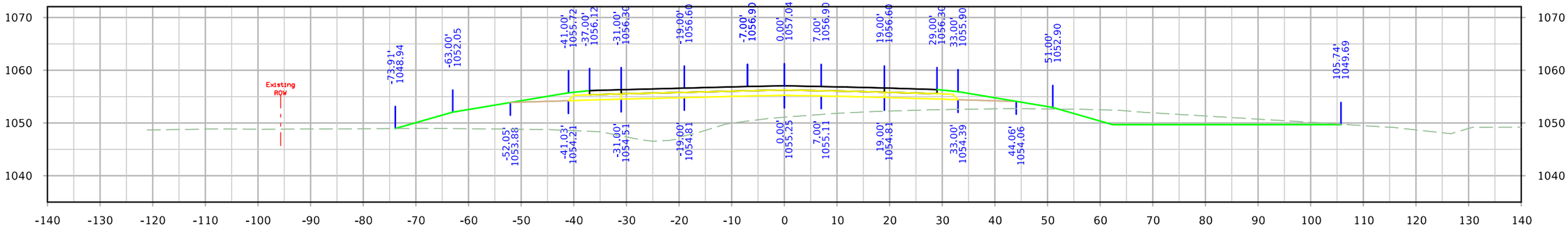

STA. 1756+75.00

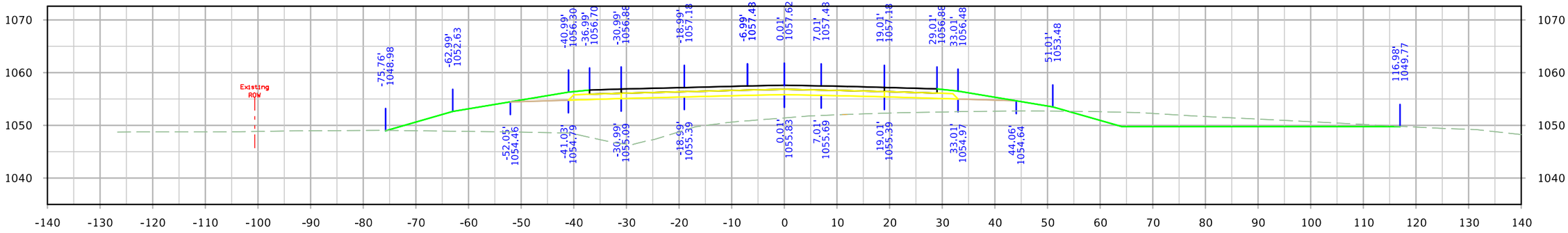

STA. 1756+50.00

FILE NO.	ENGLISH	DESIGN TEAM Iowa DOT/HR Green	MONONA COUNTY	PROJECT NUMBER STP-175-1(95)--2C-67	SHEET NUMBER X.67

12:40:29 PM 8/10/2023 rtyrrel \\hrgreen.com\hrg\Data\2020\200200.15\CAD\Design\CADD_Files\Sheet_Files\SHT_6717502021_X01_Z06.dgn

IA 175

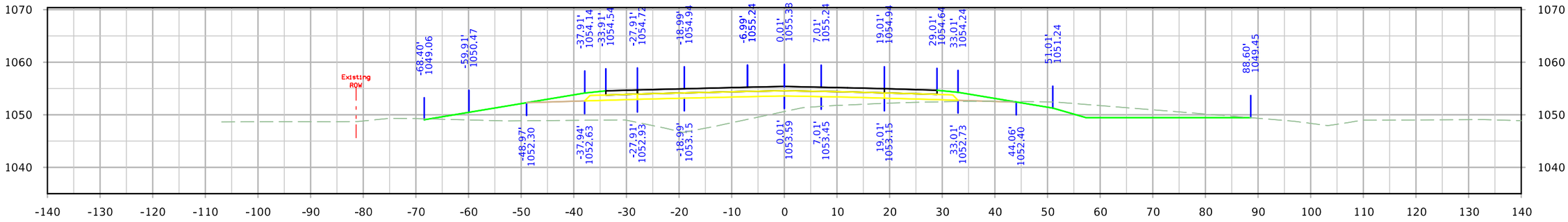

STA. 1757+50.00

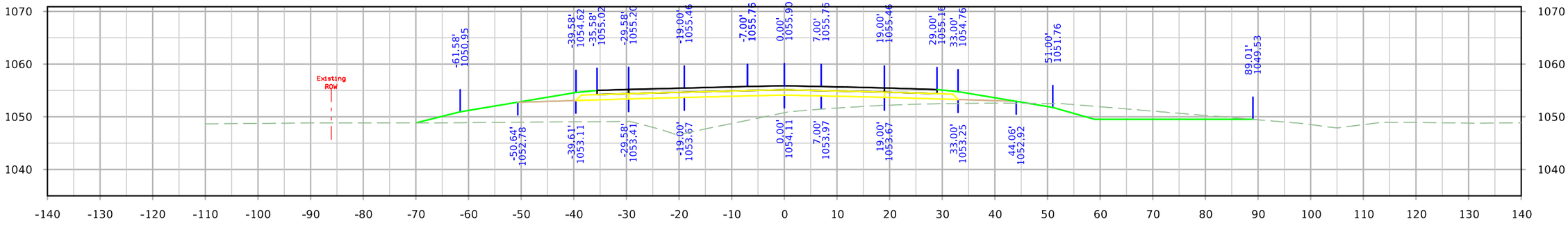

STA. 1757+25.00

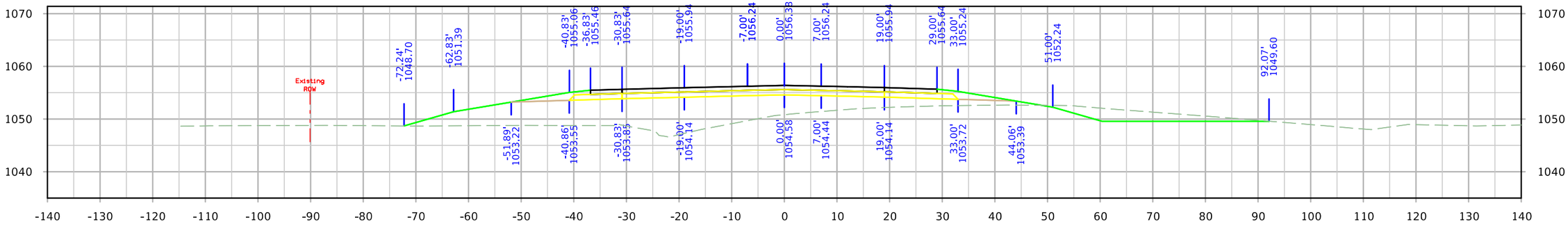

STA. 1757+03.77

FILE NO.	ENGLISH	DESIGN TEAM Iowa DOT/HR Green	MONONA COUNTY	PROJECT NUMBER STP-175-1(95)--2C-67	SHEET NUMBER X.68

12:40:31 PM 8/10/2023 rtyrrel \\hrgreen.com\hrg\Data\2020\200200.15\CAD\Design\CADD_Files\Sheet_Files\SHT_6717502021_X01_Z06.dgn

IA 175

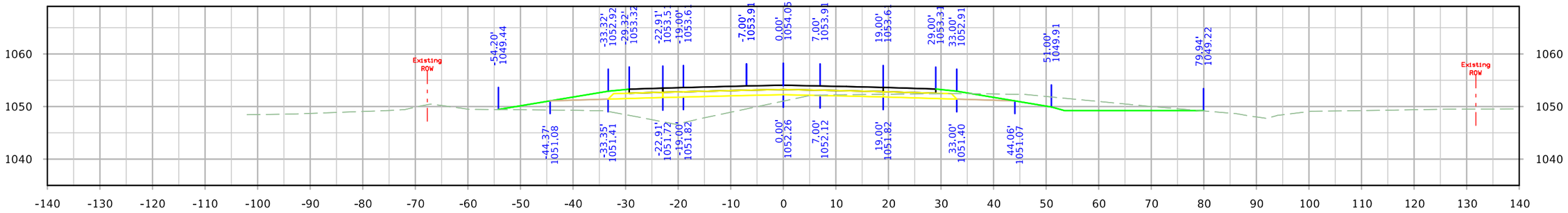

STA. 1758+25.00

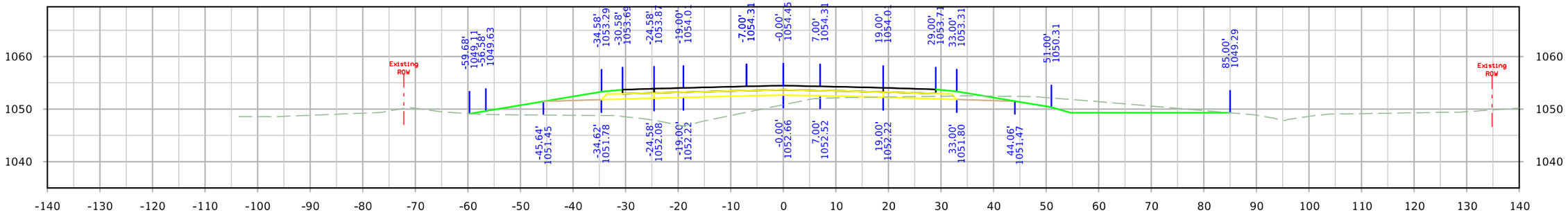

STA. 1758+00.00

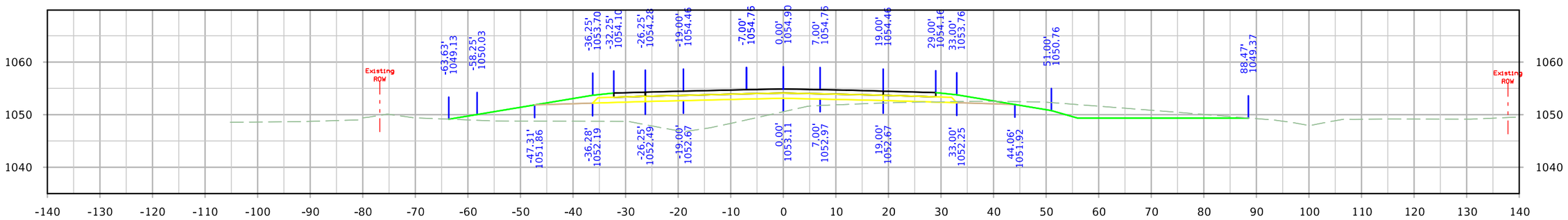

STA. 1757+75.00

FILE NO.	ENGLISH	DESIGN TEAM Iowa DOT/HR Green	MONONA COUNTY	PROJECT NUMBER STP-175-1(95)--2C-67	SHEET NUMBER X.69

12:40:33 PM 8/10/2023 rtyrrel \\hrgreen.com\hrg\Data\2020\200200.15\CAD\Design\CADD_Files\Sheet_Files\SHT_6717502021_X01_Z06.dgn

IA 175

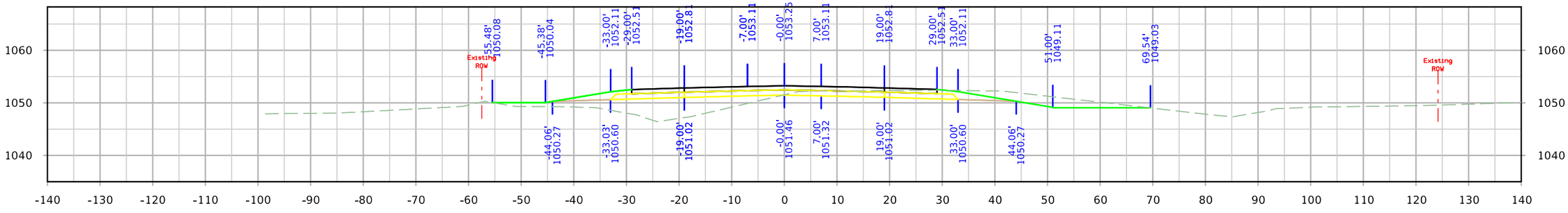

STA. 1758+83.77

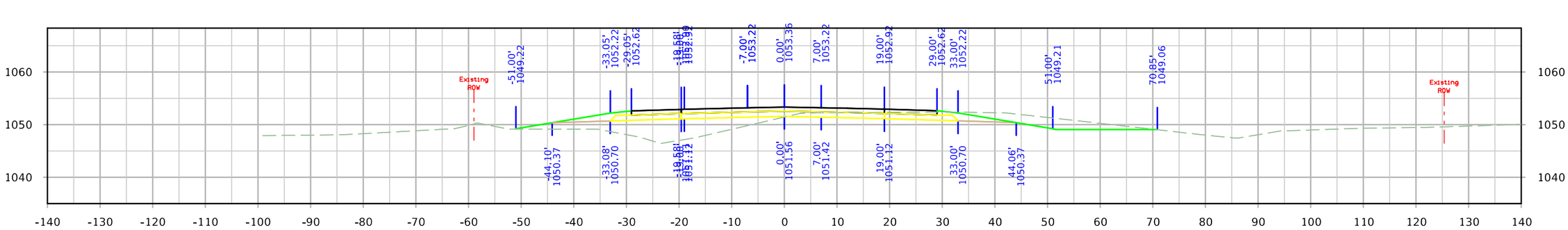

STA. 1758+75.00

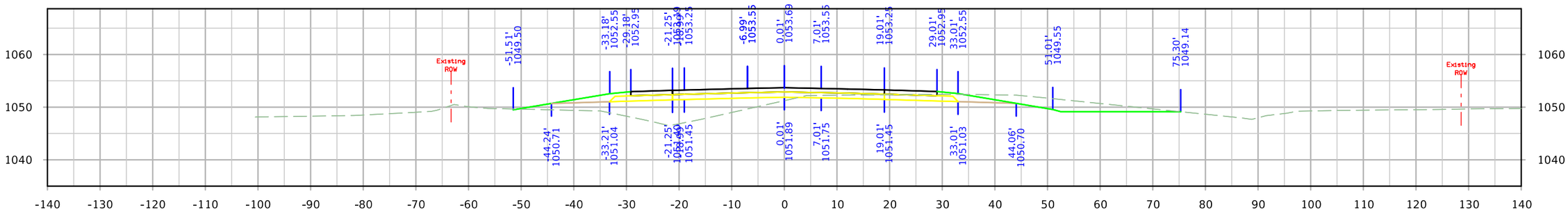

STA. 1758+50.00

FILE NO.	ENGLISH	DESIGN TEAM Iowa DOT/HR Green	MONONA COUNTY	PROJECT NUMBER STP-175-1(95)--2C-67	SHEET NUMBER X.70

12:40:34 PM 8/10/2023 rtyrrel \\hrgreen.com\hrg\Data\2020\200200.15\CAD\Design\CADD_Files\Sheet_Files\SHT_6717502021_X01_Z06.dgn

IA 175

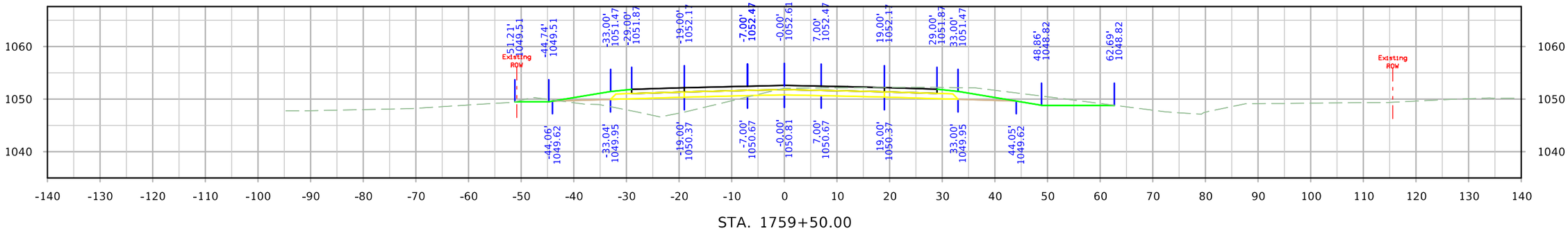

STA. 1759+50.00

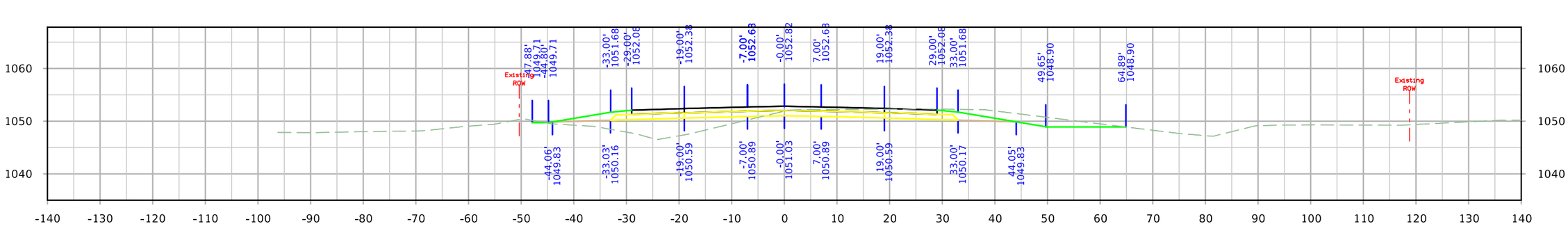

STA. 1759+25.00

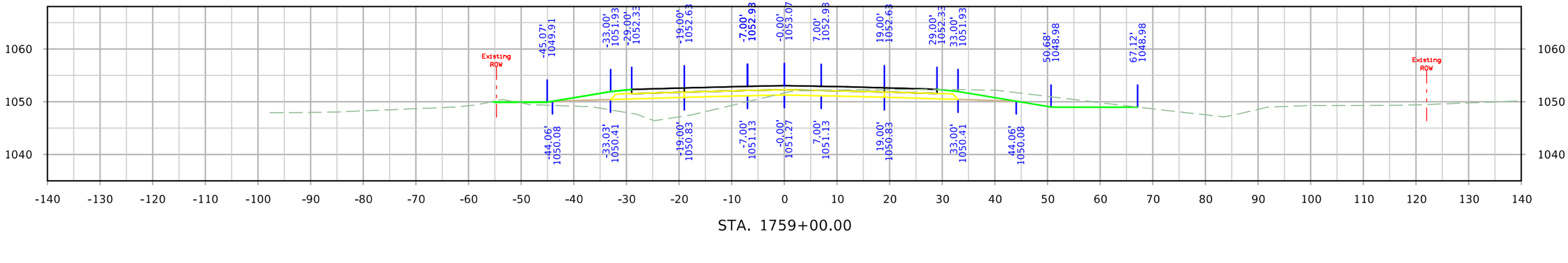

STA. 1759+00.00

FILE NO.	ENGLISH	DESIGN TEAM Iowa DOT/HR Green	MONONA COUNTY	PROJECT NUMBER STP-175-1(95)--2C-67	SHEET NUMBER X.71

12:40:36 PM 8/10/2023 rtyrrel \\hrgreen.com\hrg\Data\2020\200200.15\CAD\Design\CADD_Files\Sheet_Files\SHT_6717502021_X01_Z06.dgn

IA 175

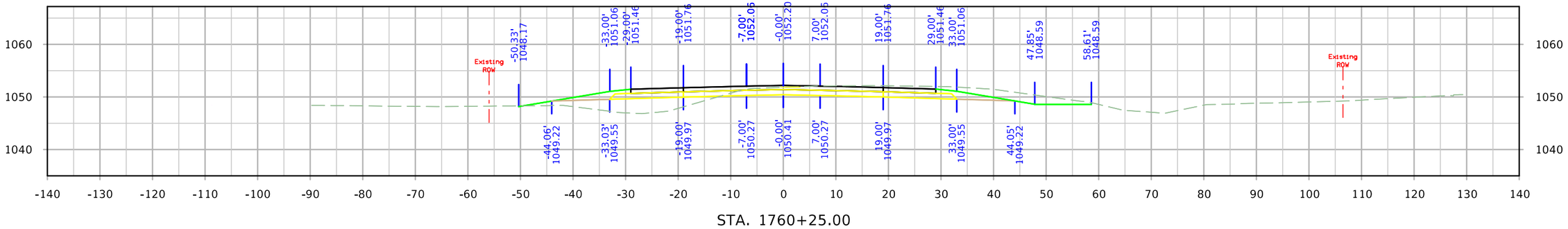

STA. 1760+25.00

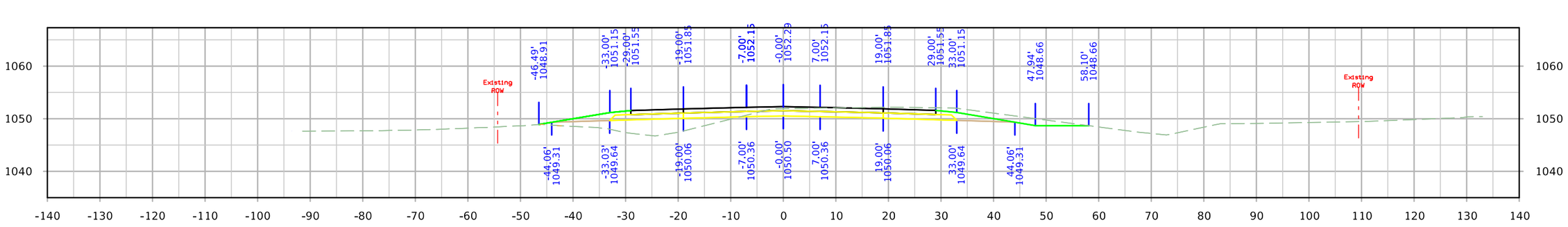

STA. 1760+00.00

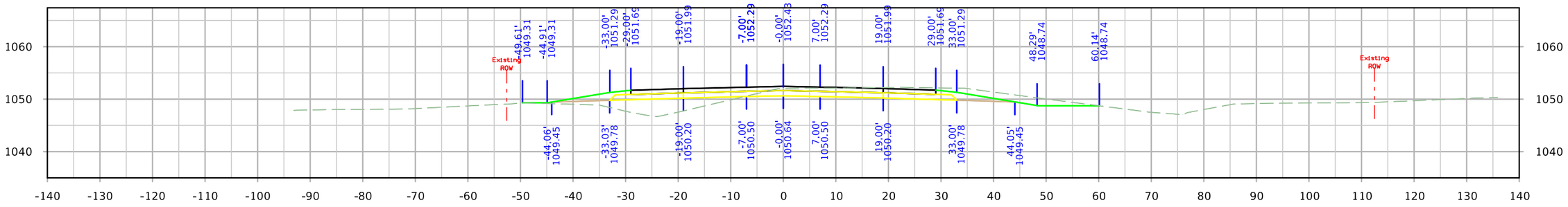

STA. 1759+75.00

FILE NO.	ENGLISH	DESIGN TEAM Iowa DOT/HR Green	MONONA COUNTY	PROJECT NUMBER STP-175-1(95)--2C-67	SHEET NUMBER X.72

12:40:37 PM 8/10/2023 rtyrrel \\hrgreen.com\hrg\Data\2020\200200.15\CAD\Design\CADD_Files\Sheet_Files\SHT_6717502021_X01_Z06.dgn

IA 175

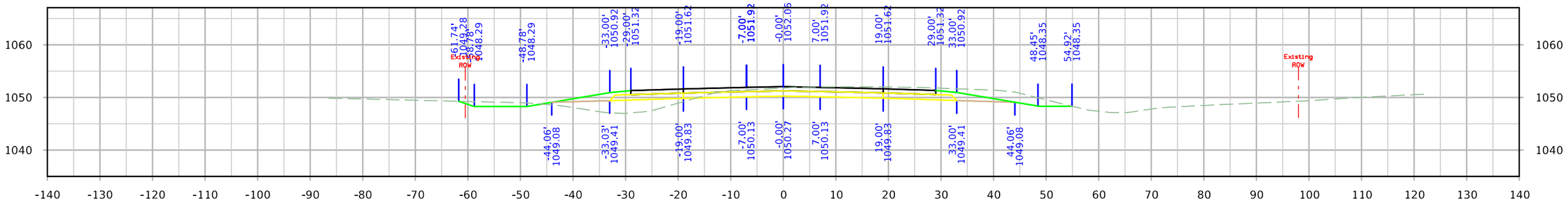

STA. 1761+00.00

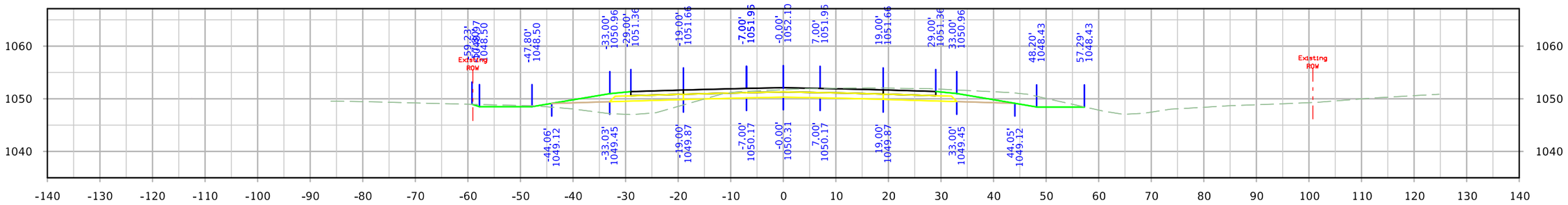

STA. 1760+75.00

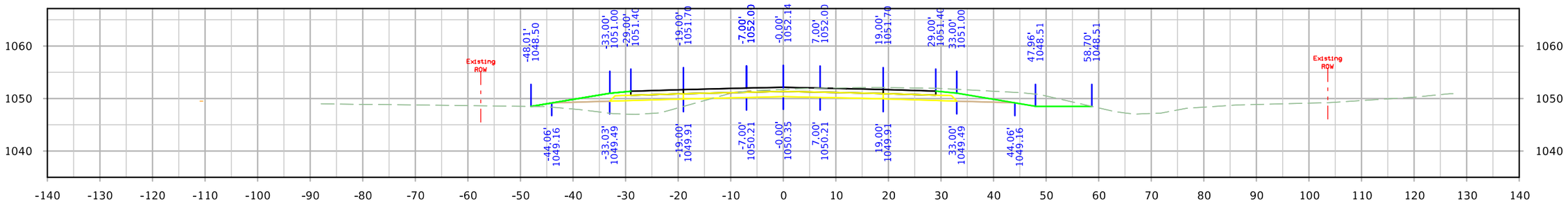

STA. 1760+50.00

FILE NO.	ENGLISH	DESIGN TEAM Iowa DOT/HR Green	MONONA COUNTY	PROJECT NUMBER STP-175-1(95)--2C-67	SHEET NUMBER X.73	

12:40:39 PM 8/10/2023 rtyrrel \\hrgreen.com\hrg\Data\2020\200200.15\CAD\Design\CADD_Files\Sheet_Files\SHT_6717502021_X01_Z06.dgn

IA 175

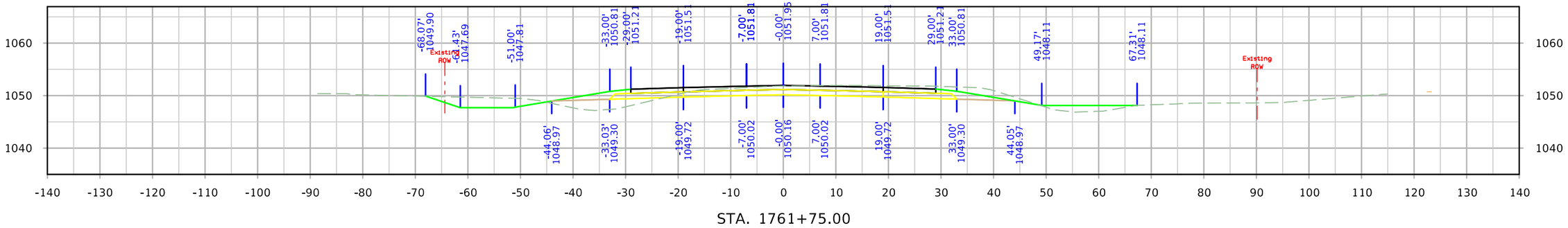

STA. 1761+75.00

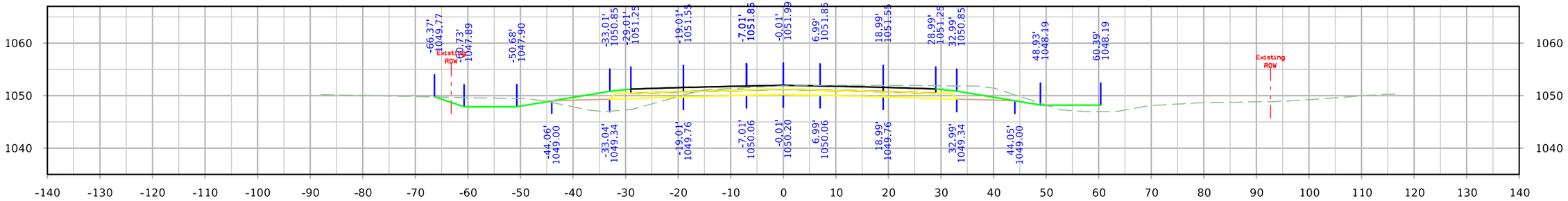

STA. 1761+50.00

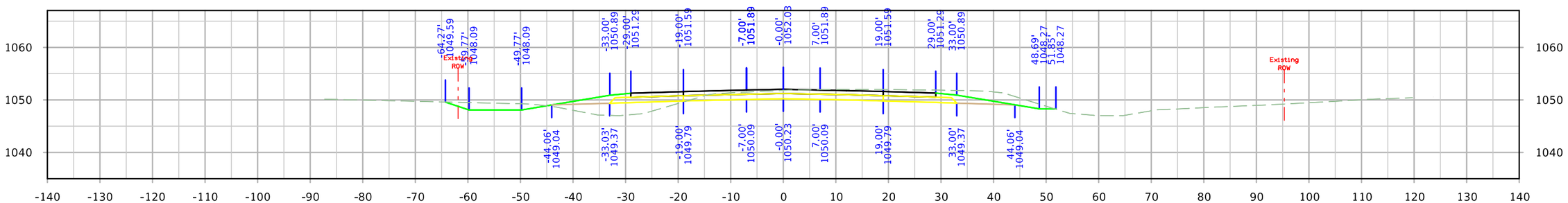

STA. 1761+25.00

FILE NO.	ENGLISH	DESIGN TEAM Iowa DOT/HR Green	MONONA COUNTY	PROJECT NUMBER STP-175-1(95)--2C-67	SHEET NUMBER X.74

12:40:41 PM 8/10/2023 rtyrrel \\hrgreen.com\hrg\Data\2020\200200.15\CAD\Design\CADD_Files\Sheet_Files\SHT_6717502021_X01_Z06.dgn

IA 175

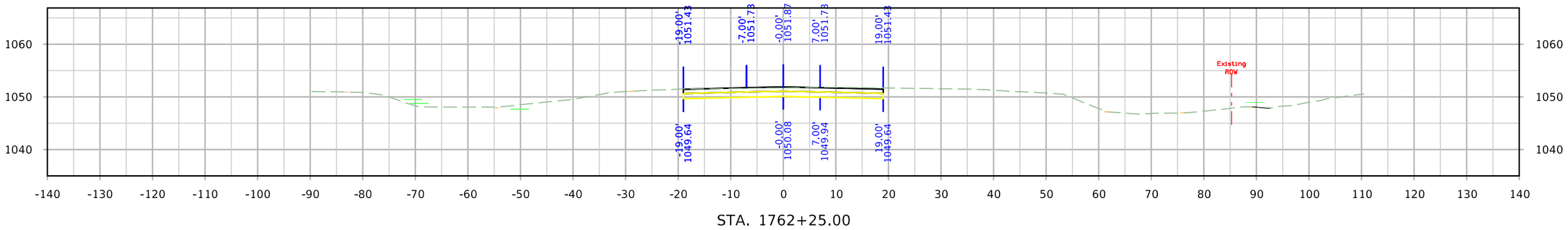

STA. 1762+25.00

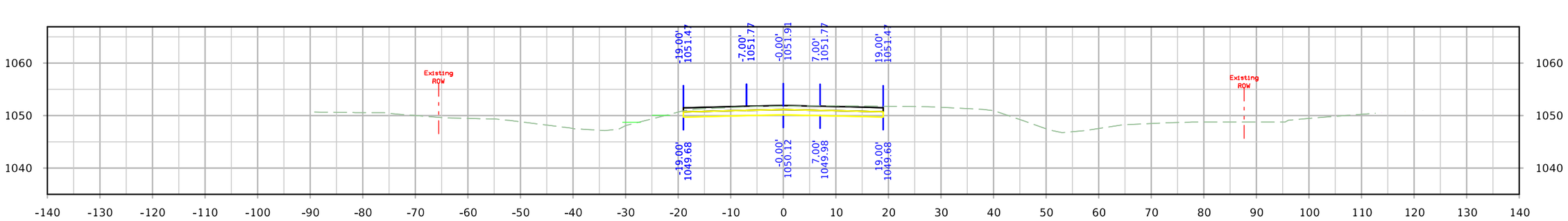

STA. 1762+00.00

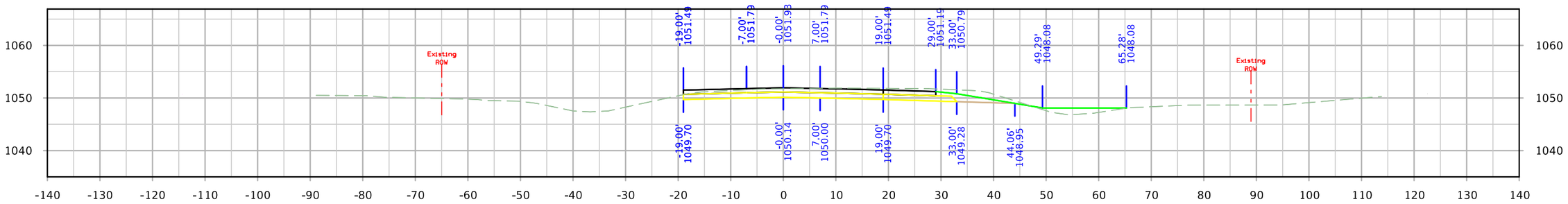

STA. 1761+86.90

FILE NO.	ENGLISH	DESIGN TEAM Iowa DOT/HR Green	MONONA COUNTY	PROJECT NUMBER STP-175-1(95)--2C-67	SHEET NUMBER X.75

12:40:43 PM 8/10/2023 rtyrrel \\hrgreen.com\hrg\Data\2020\200200.15\CAD\Design\CADD_Files\Sheet_Files\SHT_6717502021_X01_Z06.dgn

IA 175

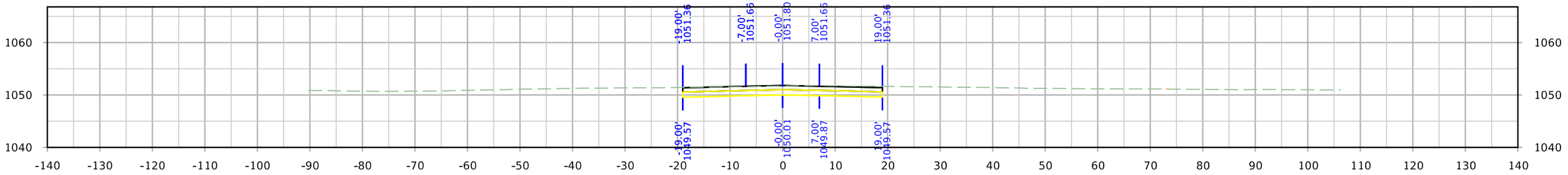

STA. 1762+75.00

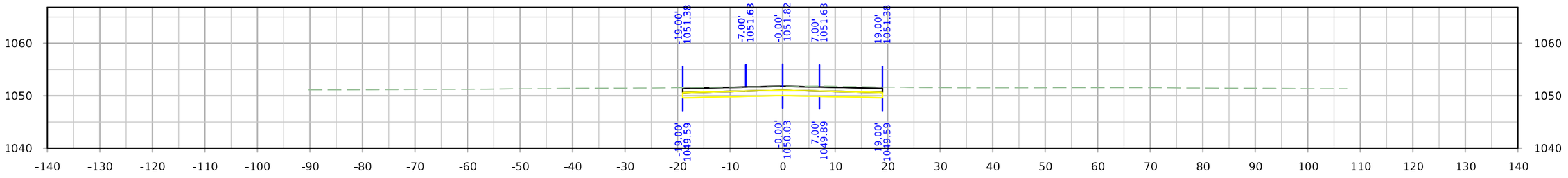

STA. 1762+59.81

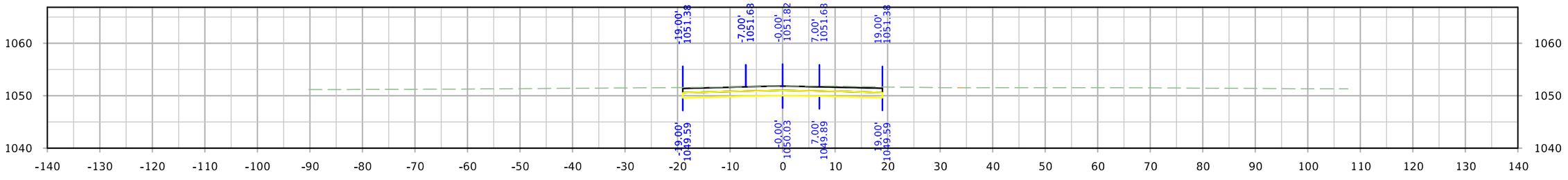

STA. 1762+57.64

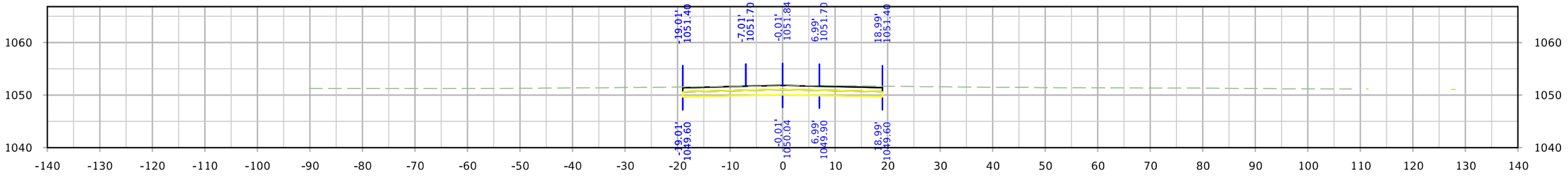

STA. 1762+50.00

FILE NO.	ENGLISH	DESIGN TEAM Iowa DOT/HR Green	MONONA COUNTY	PROJECT NUMBER STP-175-1(95)--2C-67	SHEET NUMBER X.76

12:40:44 PM 8/10/2023 rtyrrel \\hrgreen.com\hrg\Data\2020\200200.15\CAD\Design\CADD_Files\Sheet_Files\SHT_6717502021_X01_Z06.dgn

IA 175

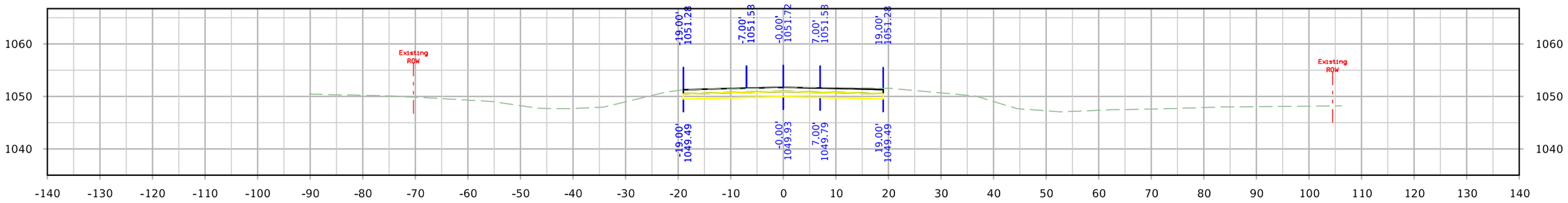

STA. 1763+25.00

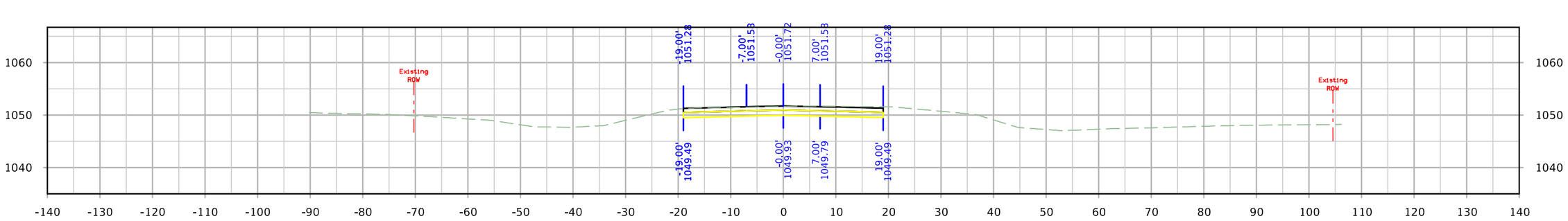

STA. 1763+23.02

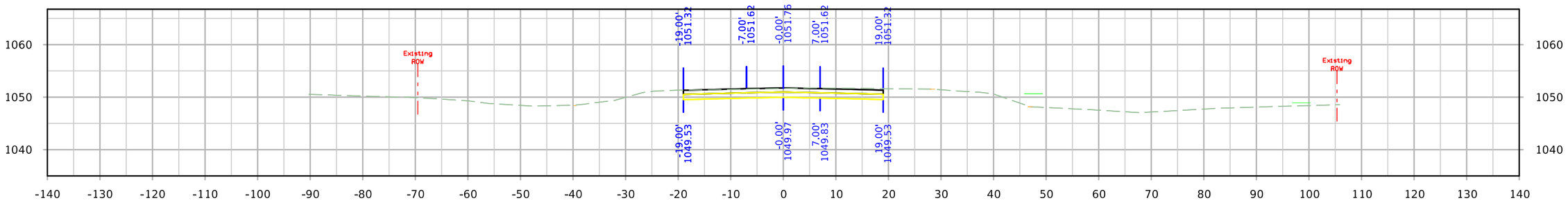

STA. 1763+00.00

FILE NO.	ENGLISH	DESIGN TEAM Iowa DOT/HR Green	MONONA COUNTY	PROJECT NUMBER STP-175-1(95)--2C-67	SHEET NUMBER X.77

12:40:46 PM 8/10/2023 rtyrrel \\hrgreen.com\hrg\Data\2020\200200.15\CAD\Design\CADD_Files\Sheet_Files\SHT_6717502021_X01_Z06.dgn

IA 175

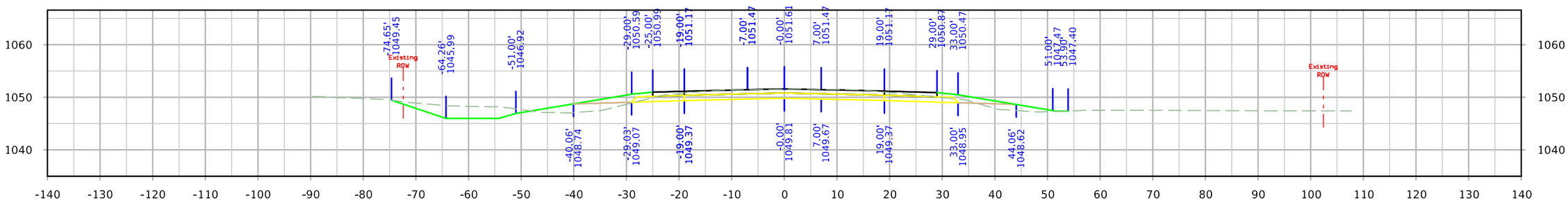

STA. 1764+00.00

STA. 1763+75.00

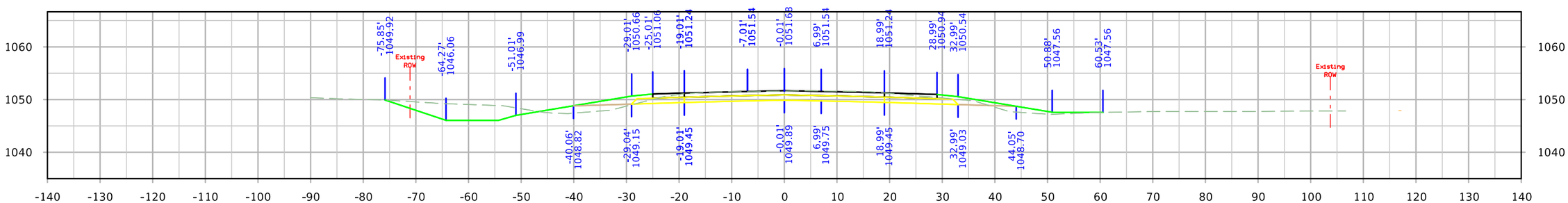

STA. 1763+50.00

FILE NO.	ENGLISH	DESIGN TEAM Iowa DOT/HR Green	MONONA COUNTY	PROJECT NUMBER STP-175-1(95)--2C-67	SHEET NUMBER X.78

12:40:47 PM 8/10/2023 rtyrrel \\hrgreen.com\hrg\Data\2020\200200.15\CAD\Design\CADD_Files\Sheet_Files\SHT_6717502021_X01_Z06.dgn

IA 175

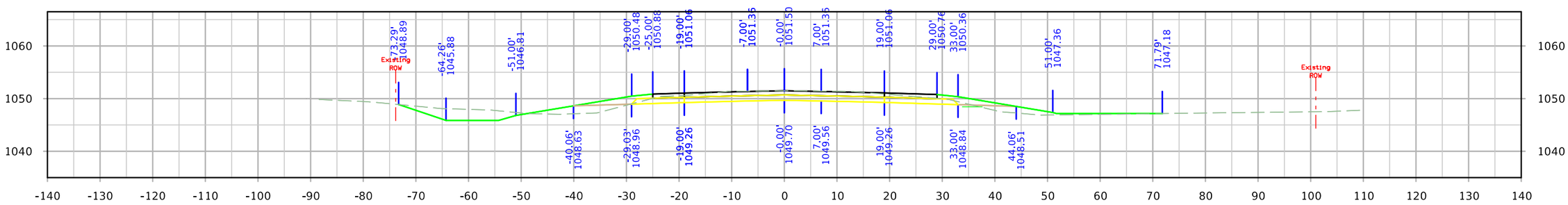

STA. 1764+71.67

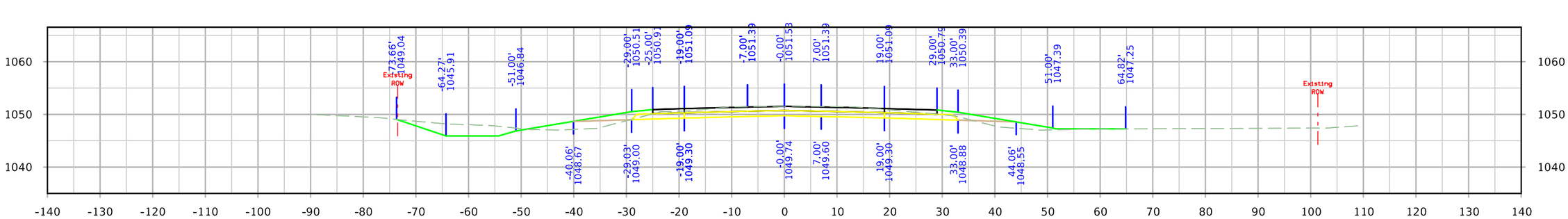

STA. 1764+50.00

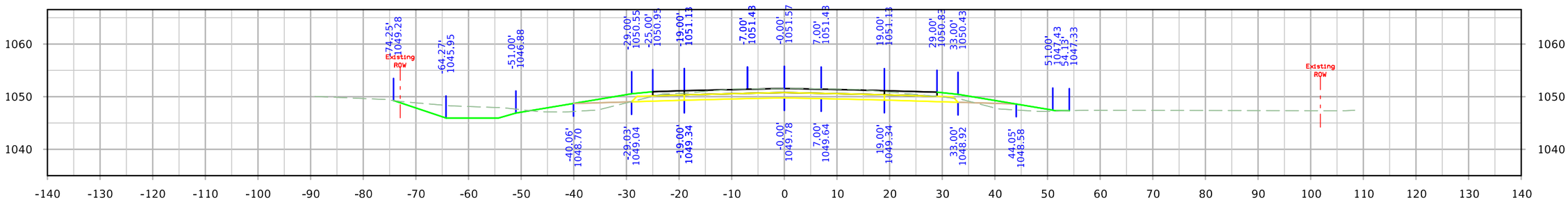

STA. 1764+25.00

FILE NO.	ENGLISH	DESIGN TEAM Iowa DOT/HR Green	MONONA COUNTY	PROJECT NUMBER STP-175-1(95)--2C-67	SHEET NUMBER X.79

12:40:49 PM 8/10/2023 rtyrrel \\hrgreen.com\hrg\Data\2020\200200.15\CAD\Design\CADD_Files\Sheet_Files\SHT_6717502021_X01_Z06.dgn

IA 175

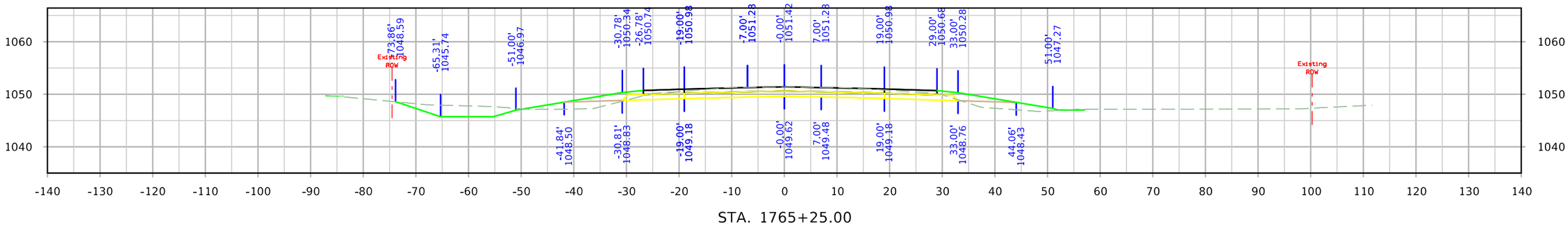

STA. 1765+25.00

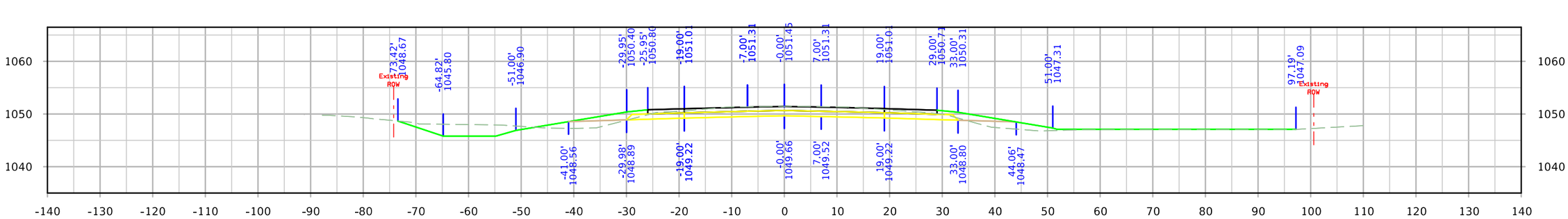

STA. 1765+00.00

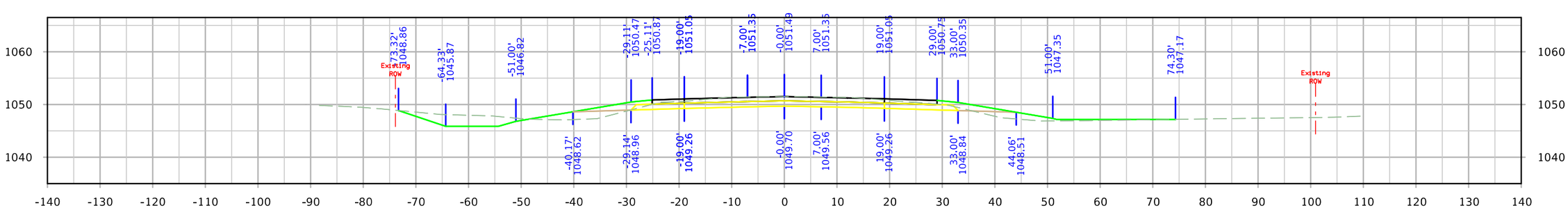

STA. 1764+75.00

FILE NO.	ENGLISH	DESIGN TEAM Iowa DOT/HR Green	MONONA COUNTY	PROJECT NUMBER STP-175-1(95)--2C-67	SHEET NUMBER X.80

12:40:50 PM 8/10/2023 rtyrrel \\hrgreen.com\hrg\Data\2020\200200.15\CAD\Design\CADD_Files\Sheet_Files\SHT_6717502021_X01_Z06.dgn

IA 175

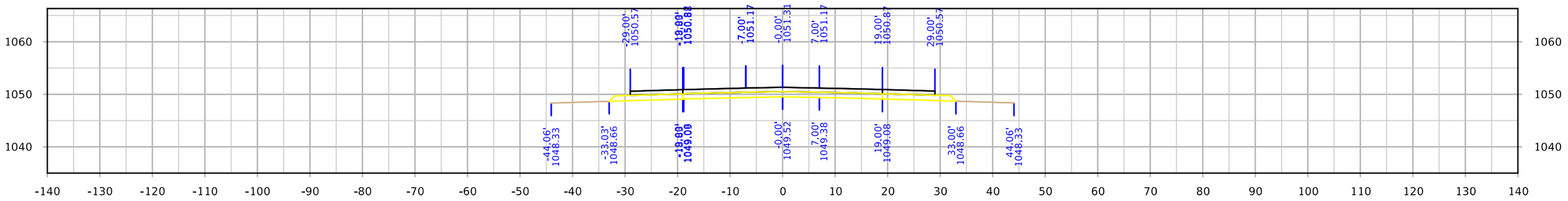

STA. 1765+91.67

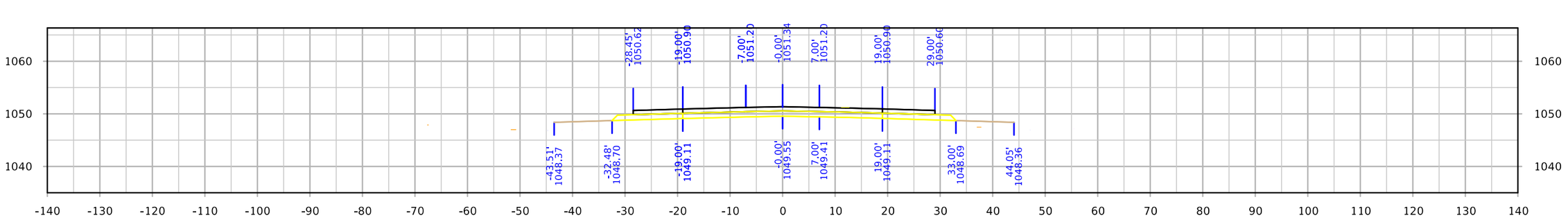

STA. 1765+75.00

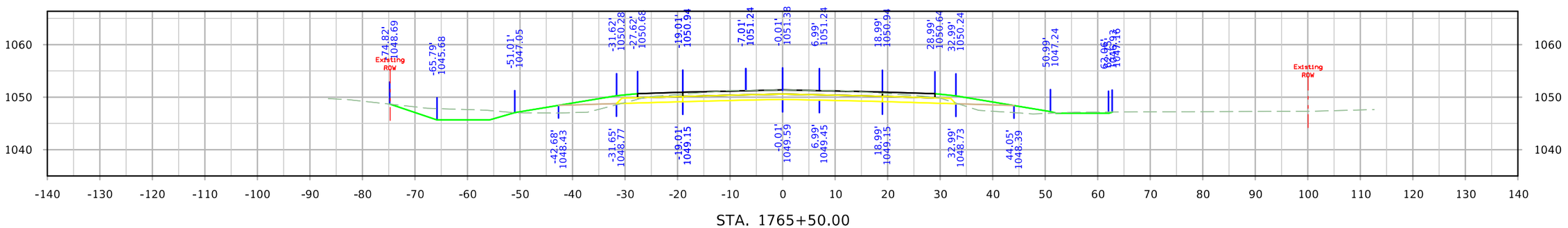

STA. 1765+50.00

FILE NO.	ENGLISH	DESIGN TEAM Iowa DOT/HR Green	MONONA COUNTY	PROJECT NUMBER STP-175-1(95)--2C-67	SHEET NUMBER X.81

12:40:52 PM 8/10/2023 rtyrrel \\hrgreen.com\hrg\Data\2020\200200.15\CAD\Design\CADD_Files\Sheet_Files\SHT_6717502021_X01_Z06.dgn

IA 175

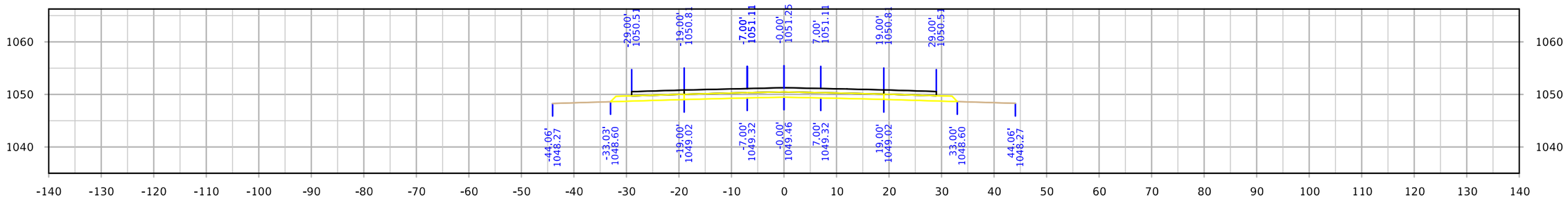

STA. 1766+25.00

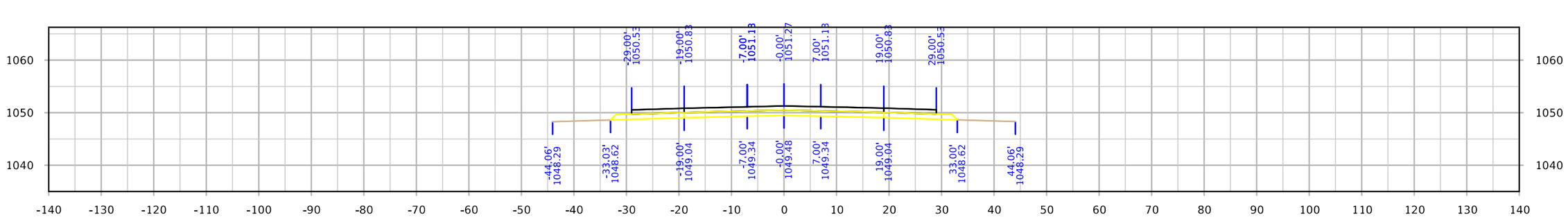

STA. 1766+11.80

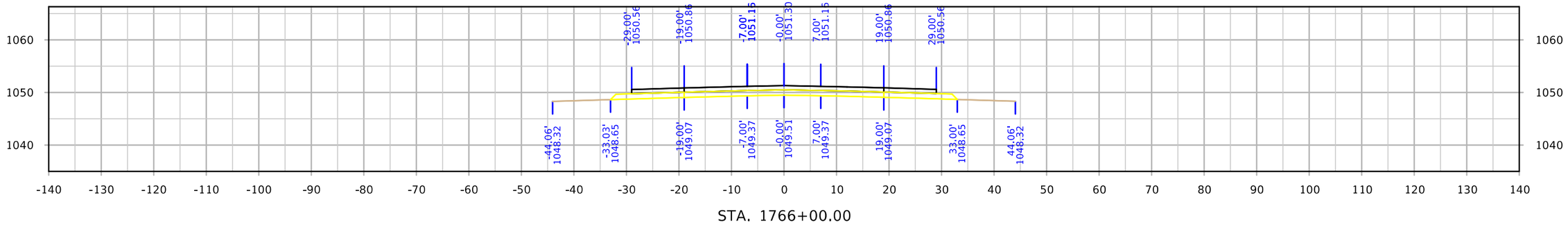

STA. 1766+00.00

FILE NO.	ENGLISH	DESIGN TEAM Iowa DOT/HR Green	MONONA COUNTY	PROJECT NUMBER STP-175-1(95)--2C-67	SHEET NUMBER X.82	

12:40:53 PM 8/10/2023 rtyrrel \\hrgreen.com\hrg\Data\2020\200200.15\CAD\Design\CADD_Files\Sheet_Files\SHT_6717502021_X01_Z06.dgn

IA 175

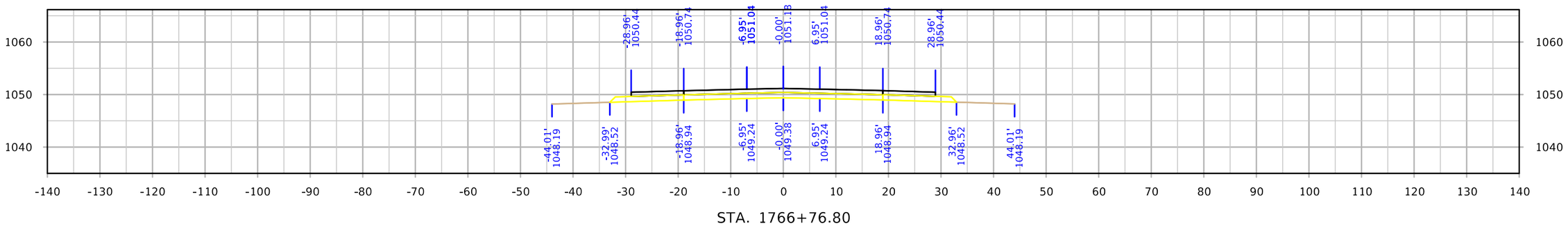

STA. 1766+76.80

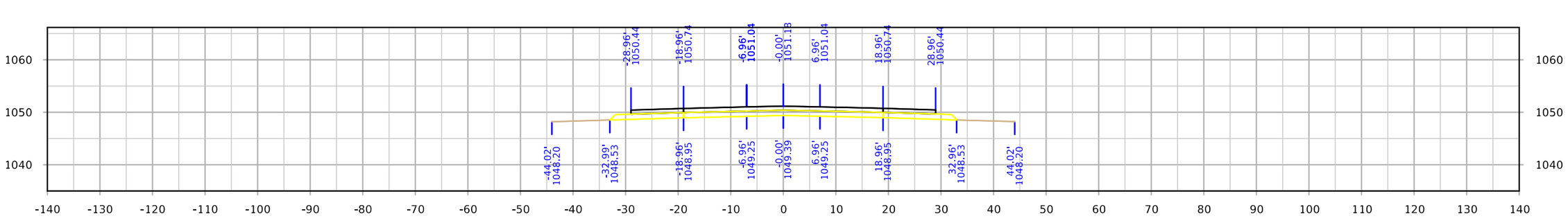

STA. 1766+75.00

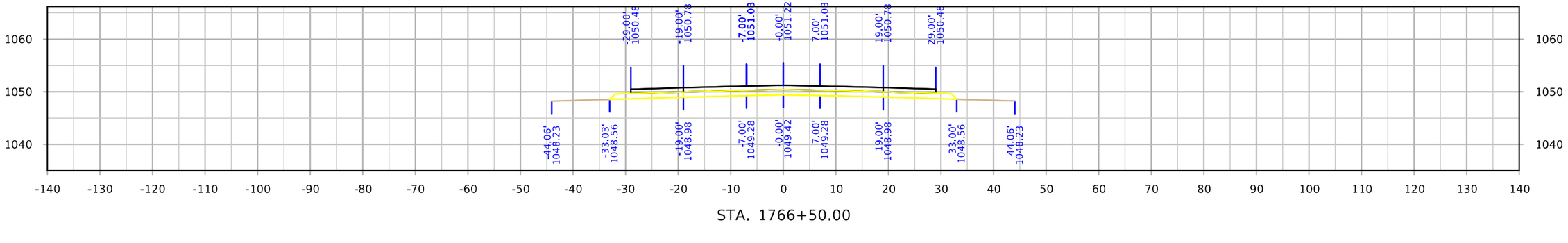

STA. 1766+50.00

FILE NO.	ENGLISH	DESIGN TEAM Iowa DOT/HR Green	MONONA COUNTY	PROJECT NUMBER STP-175-1(95)--2C-67	SHEET NUMBER X.83

12:40:54 PM 8/10/2023 rtyrrel \\hrgreen.com\hrg\Data\2020\200200.15\CAD\Design\CADD_Files\Sheet_Files\SHT_6717502021_X01_Z06.dgn

IA 175

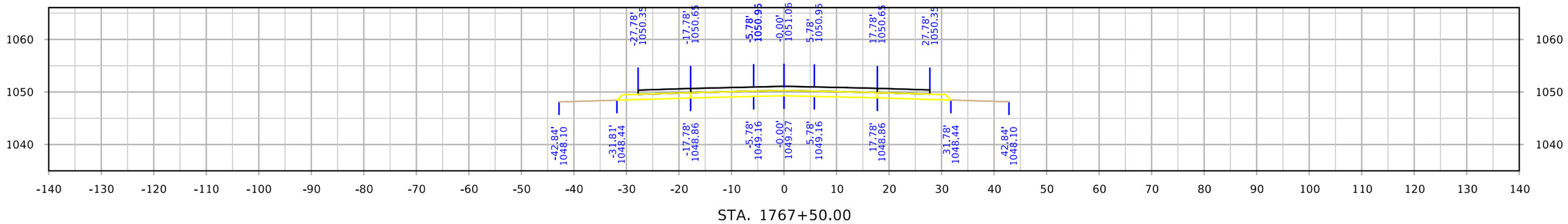

STA. 1767+50.00

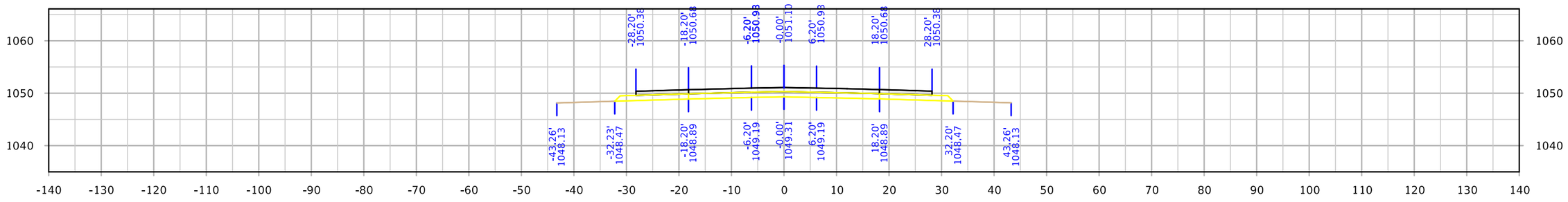

STA. 1767+25.00

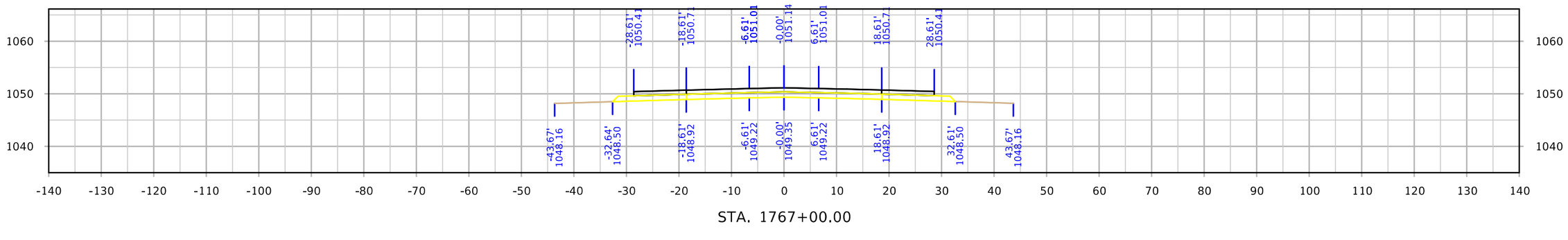

STA. 1767+00.00

FILE NO.	ENGLISH	DESIGN TEAM Iowa DOT/HR Green	MONONA COUNTY	PROJECT NUMBER STP-175-1(95)--2C-67	SHEET NUMBER X.84

12:40:56 PM 8/10/2023 rtyrrel \\hrgreen.com\hrg\Data\2020\200200.15\CAD\Design\CADD_Files\Sheet_Files\SHT_6717502021_X01_Z06.dgn

IA 175

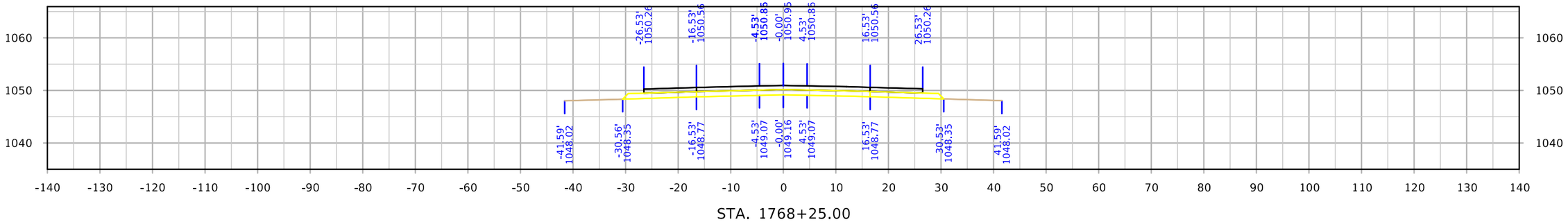

STA. 1768+25.00

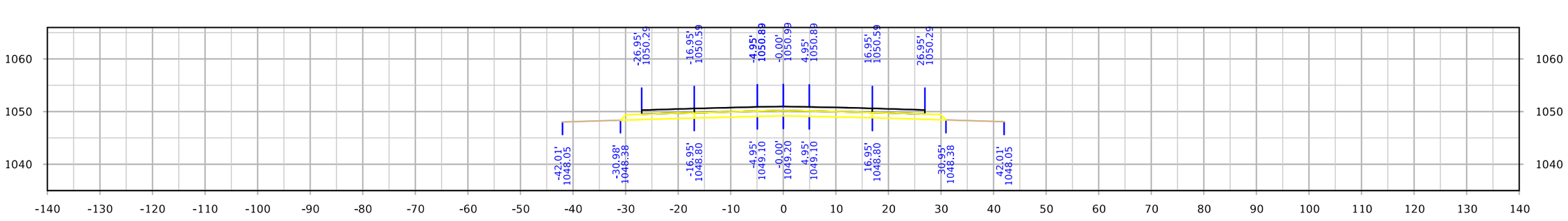

STA. 1768+00.00

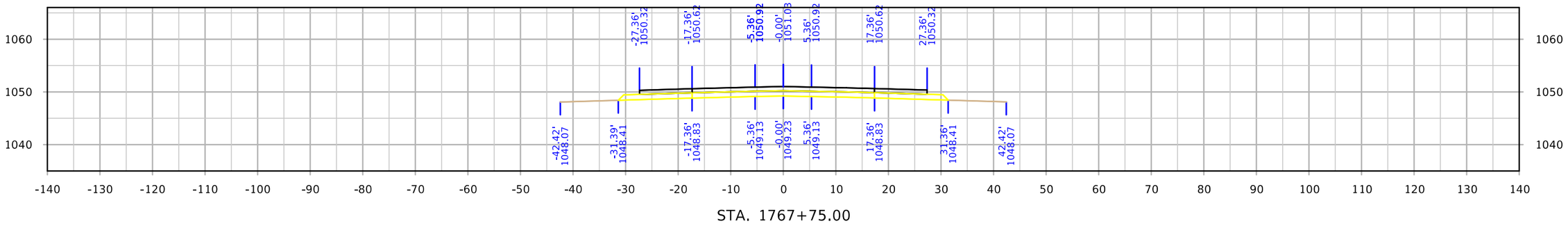

STA. 1767+75.00

FILE NO.	ENGLISH	DESIGN TEAM Iowa DOT/HR Green	MONONA COUNTY	PROJECT NUMBER STP-175-1(95)--2C-67	SHEET NUMBER X.85

12:40:57 PM 8/10/2023 rtyrrel \\hrgreen.com\hrg\Data\2020\200200.15\CAD\Design\CADD_Files\Sheet_Files\SHT_6717502021_X01_Z06.dgn

IA 175

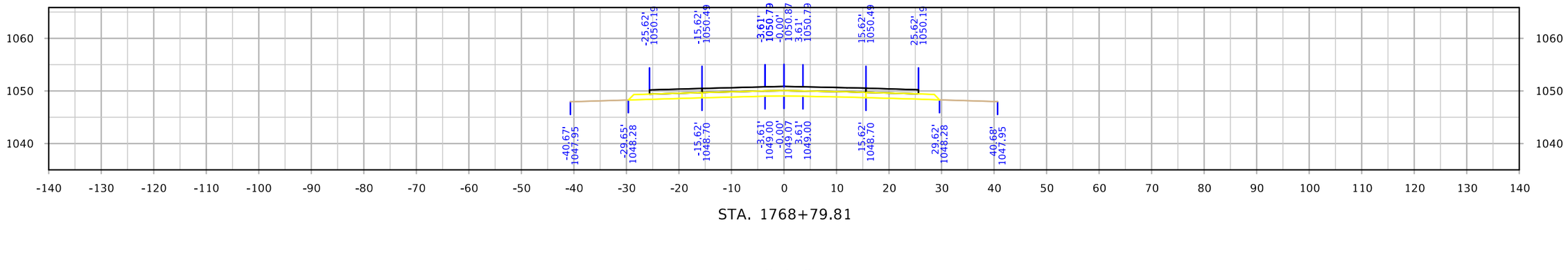

STA. 1768+79.81

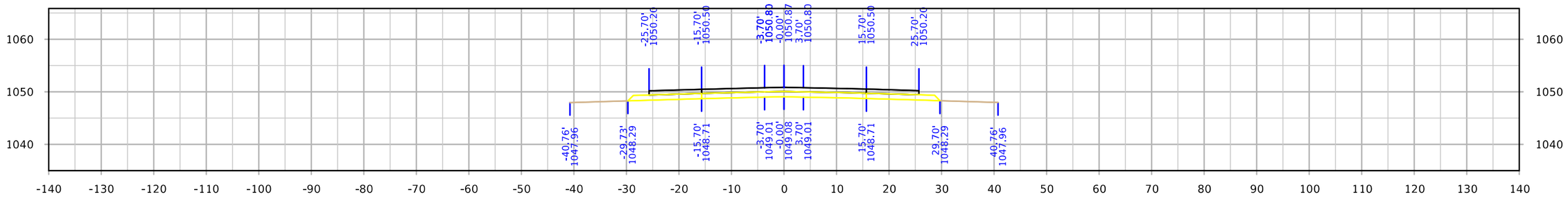

STA. 1768+75.00

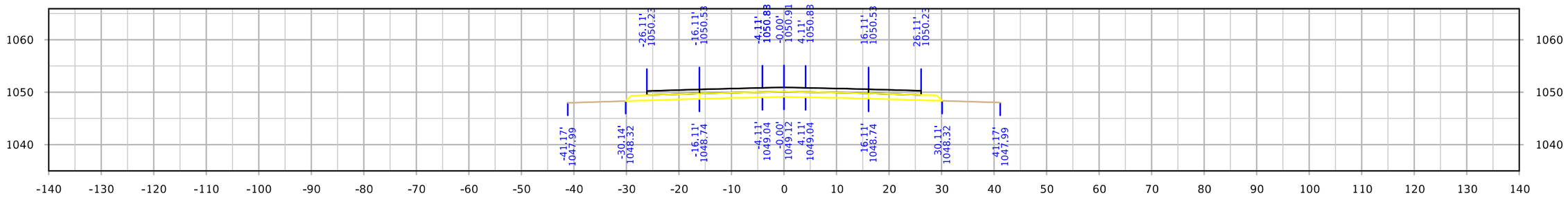

STA. 1768+50.00

FILE NO.	ENGLISH	DESIGN TEAM Iowa DOT/HR Green	MONONA COUNTY	PROJECT NUMBER STP-175-1(95)--2C-67	SHEET NUMBER X.86

12:40:59 PM 8/10/2023 rtyrrel \\hrgreen.com\hrg\Data\2020\200200.15\CAD\Design\CADD_Files\Sheet_Files\SHT_6717502021_X01_Z06.dgn

IA 175

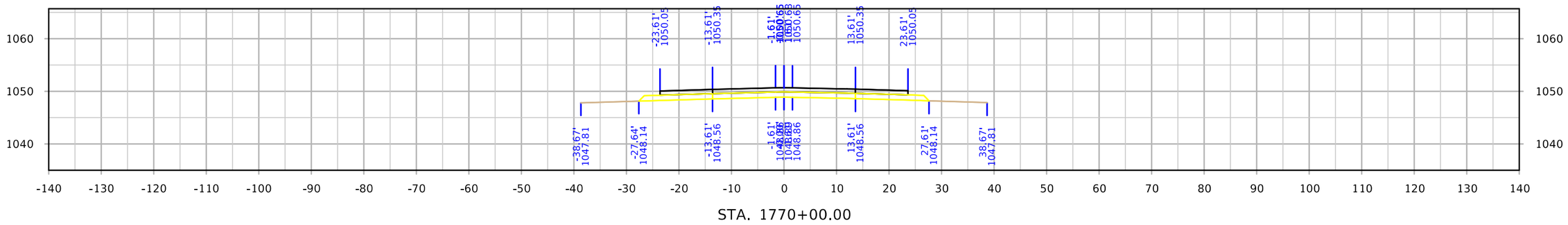

STA. 1770+00.00

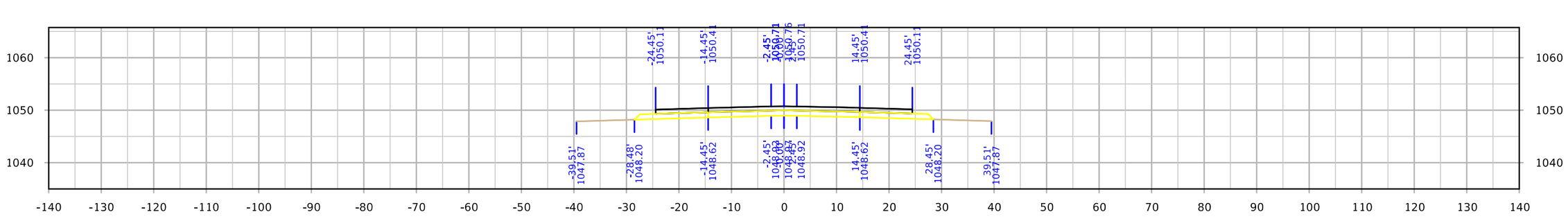

STA. 1769+50.00

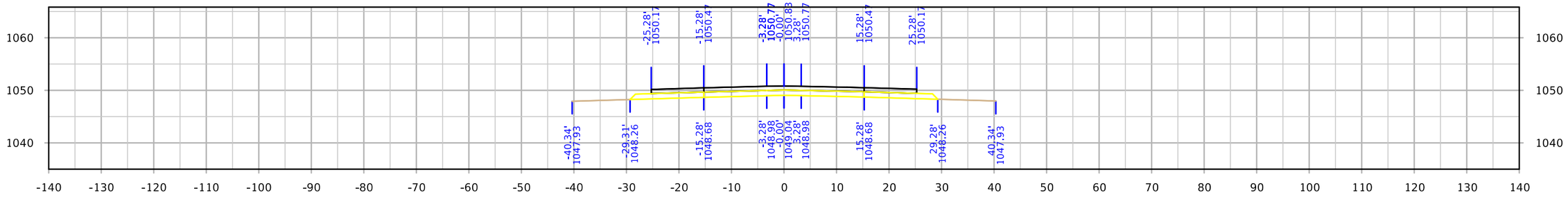

STA. 1769+00.00

FILE NO.	ENGLISH	DESIGN TEAM Iowa DOT/HR Green	MONONA COUNTY	PROJECT NUMBER STP-175-1(95)--2C-67	SHEET NUMBER X.87

12:41:00 PM 8/10/2023 rtyrrel \\hrgreen.com\hrg\Data\2020\200200.15\CAD\Design\CADD_Files\Sheet_Files\SHT_6717502021_X01_Z06.dgn

IA 175

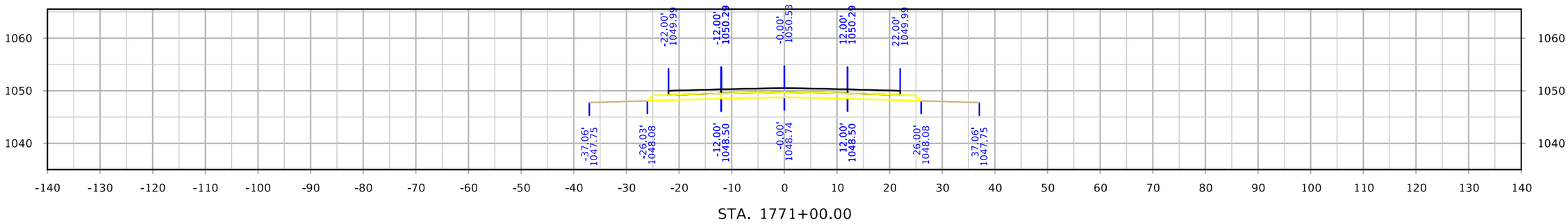

STA. 1771+00.00

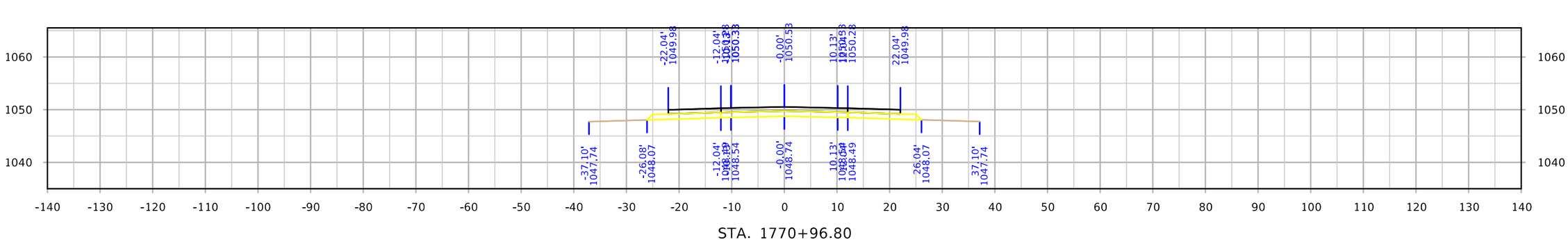

STA. 1770+96.80

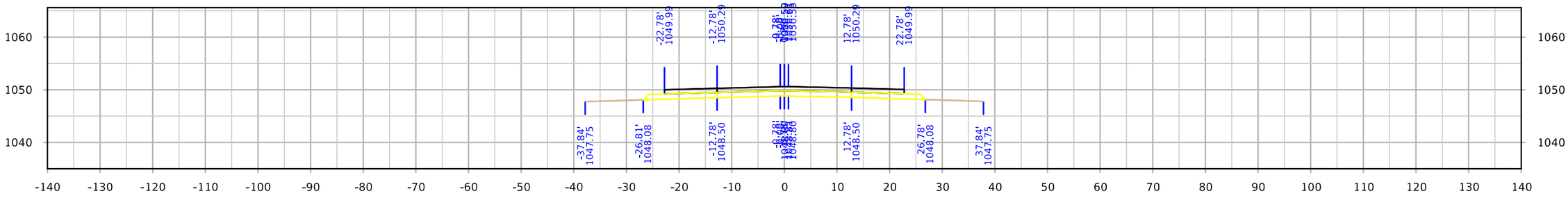

STA. 1770+50.00

FILE NO.	ENGLISH	DESIGN TEAM Iowa DOT/HR Green	MONONA COUNTY	PROJECT NUMBER STP-175-1(95)--2C-67	SHEET NUMBER X.88

12:41:02 PM 8/10/2023 rtyrrel \\hrgreen.com\hrg\Data\2020\200200.15\CAD\Design\CADD_Files\Sheet_Files\SHT_6717502021_X01_Z06.dgn

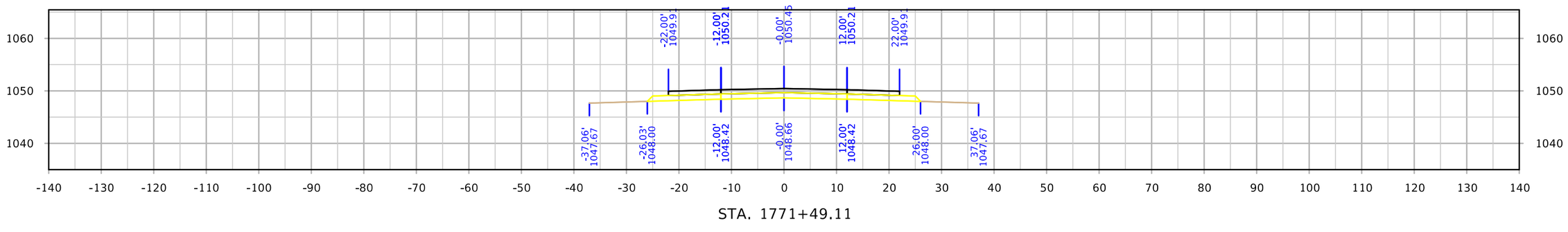

STA. 1771+49.11

FILE NO.	ENGLISH	DESIGN TEAM Iowa DOT/HR Green	MONONA COUNTY	PROJECT NUMBER STP-175-1(95)--2C-67	SHEET NUMBER X.89

12:41:03 PM 8/10/2023 rtyrrel \\hrgreen.com\hrg\Data\2020\200200.15\CAD\Design\CADD_Files\Sheet_Files\SHT_6717502021_X01_Z06.dgn

IA 175 Ramp A

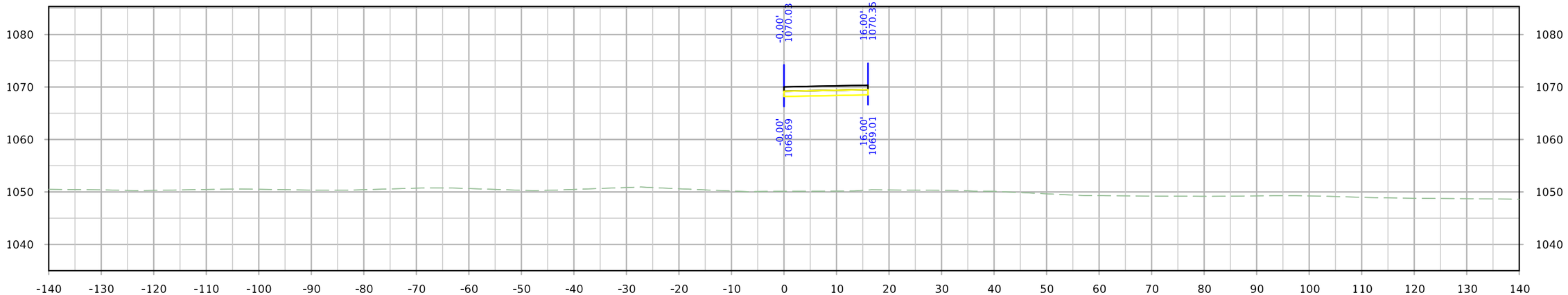

STA. 1549+50.00

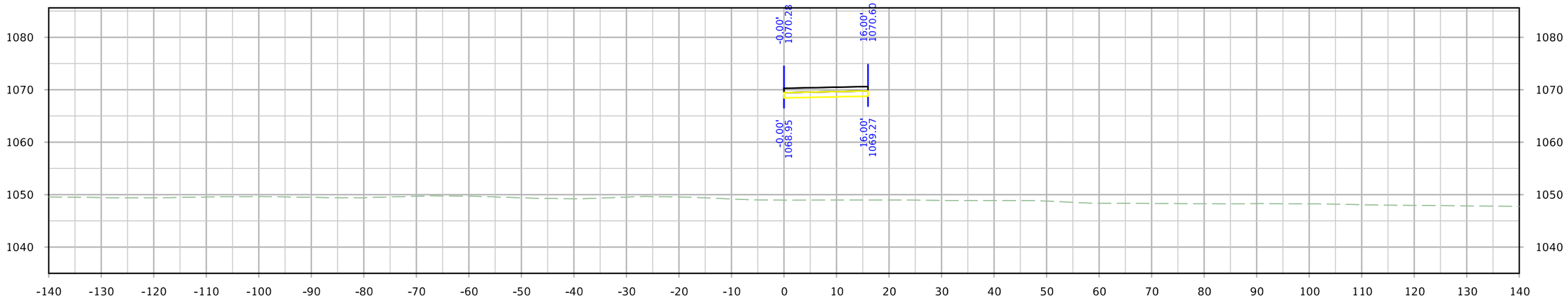

STA. 1549+34.61

FILE NO.	ENGLISH	DESIGN TEAM Iowa DOT/HR Green	MONONA COUNTY	PROJECT NUMBER STP-175-1(95)--2C-67	SHEET NUMBER Y.1

5:49:50 PM 8/10/2023 rtyrrel \\hrgreen.com\HRG\Data\2020\200200.15\CAD\Design\CADD_Files\Sheet_Files\SHT_6717502021_Y01_Z06.dgn

IA 175 Ramp A

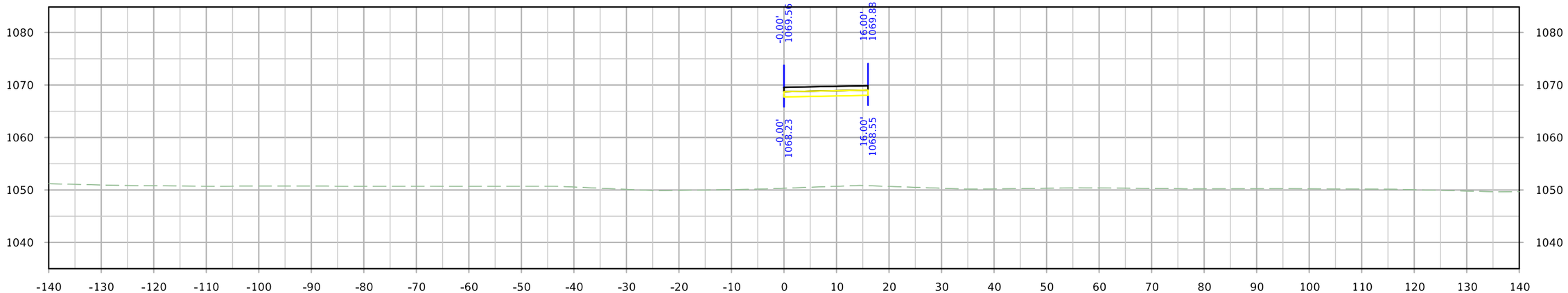

STA. 1549+78.54

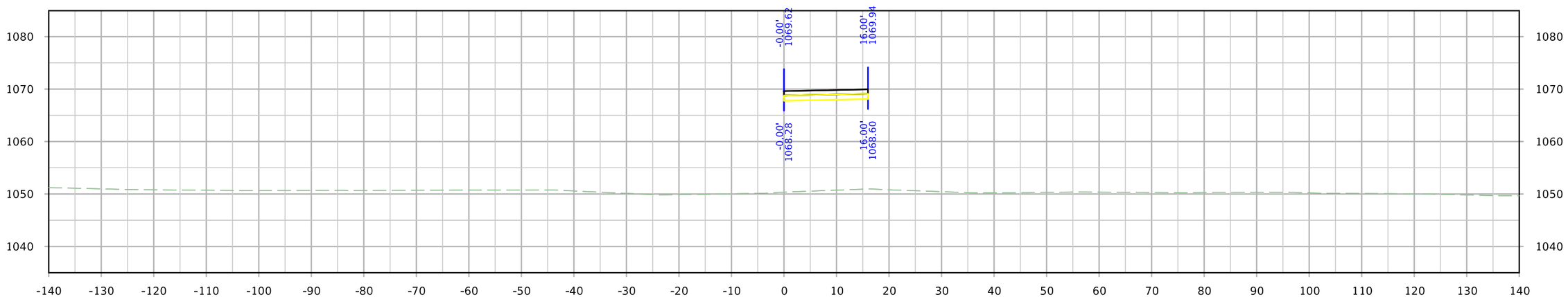

STA. 1549+75.00

FILE NO.	ENGLISH	DESIGN TEAM Iowa DOT/HR Green	MONONA COUNTY	PROJECT NUMBER STP-175-1(95)--2C-67	SHEET NUMBER Y.2	

5:49:52 PM 8/10/2023 rtyrrel \\hrgreen.com\HRG\Data\2020\200200.15\CAD\Design\CADD_Files\Sheet_Files\SHT_6717502021_Y01_Z06.dgn

IA 175 Ramp A

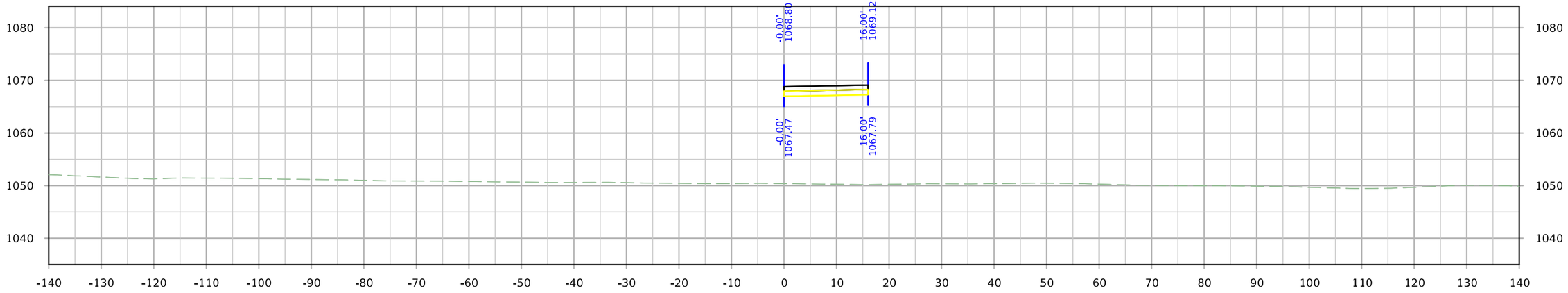

STA. 1550+25.00

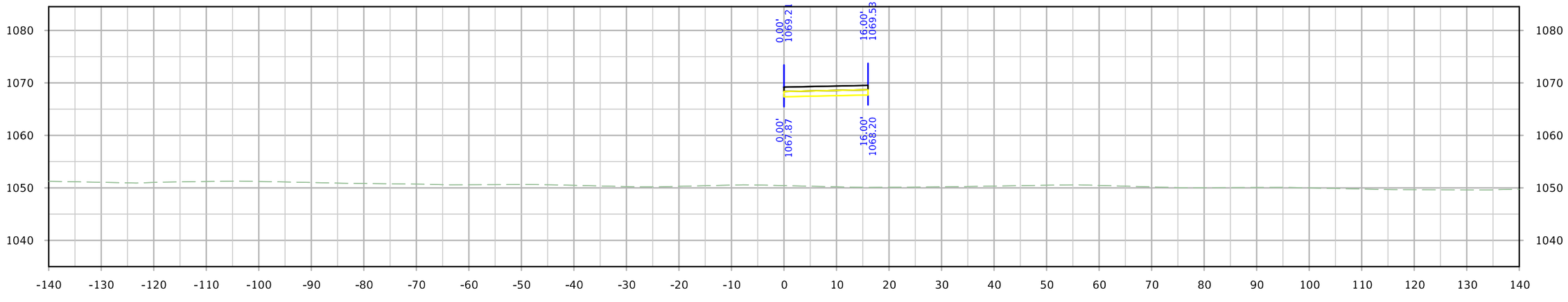

STA. 1550+00.00

FILE NO.	ENGLISH	DESIGN TEAM Iowa DOT/HR Green	MONONA COUNTY	PROJECT NUMBER STP-175-1(95)--2C-67	SHEET NUMBER Y.3

5:49:53 PM 8/10/2023 rtyrrel \\hrgreen.com\HRG\Data\2020\200200.15\CAD\Design\CADD_Files\Sheet_Files\SHT_6717502021_Y01_Z06.dgn

IA 175 Ramp A

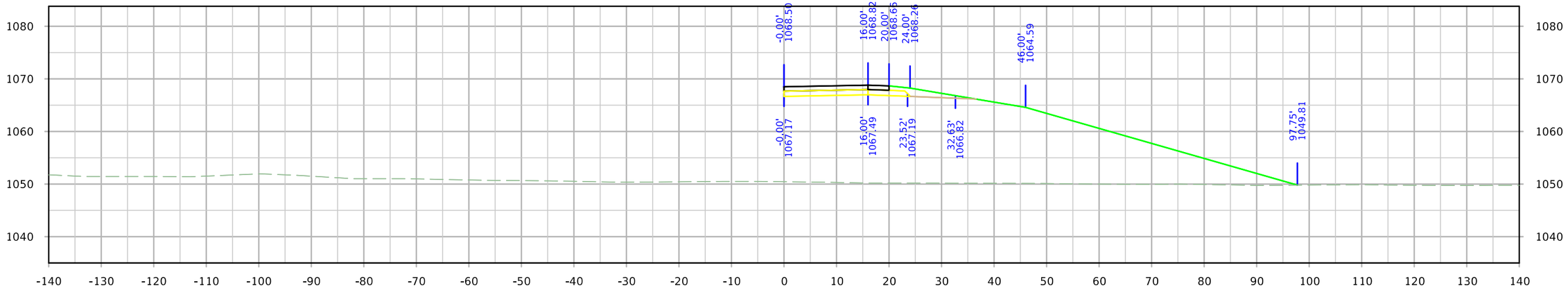

STA. 1550+43.13

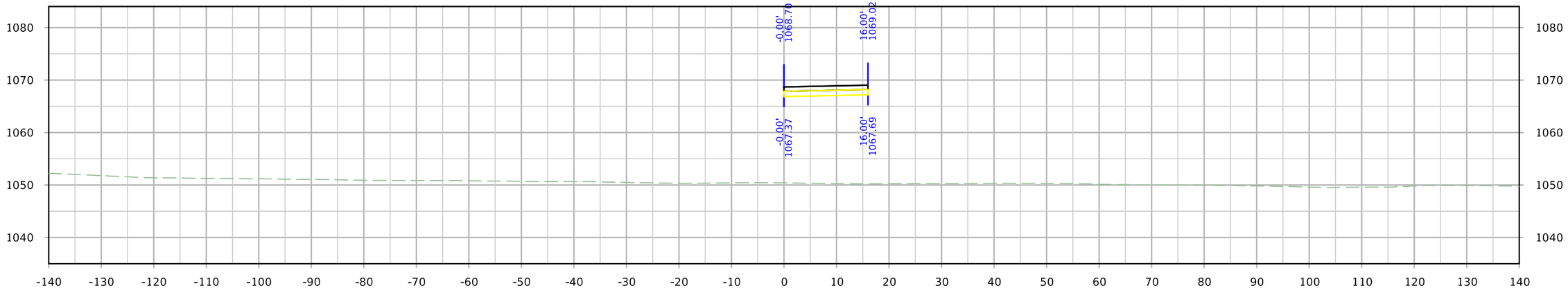

STA. 1550+30.72

FILE NO.	ENGLISH	DESIGN TEAM Iowa DOT/HR Green	MONONA COUNTY	PROJECT NUMBER STP-175-1(95)--2C-67	SHEET NUMBER Y.4

5:49:54 PM 8/10/2023 rtyrrel \\hrgreen.com\HRG\Data\2020\200200.15\CAD\Design\CADD_Files\Sheet_Files\SHT_6717502021_Y01_Z06.dgn

IA 175 Ramp A

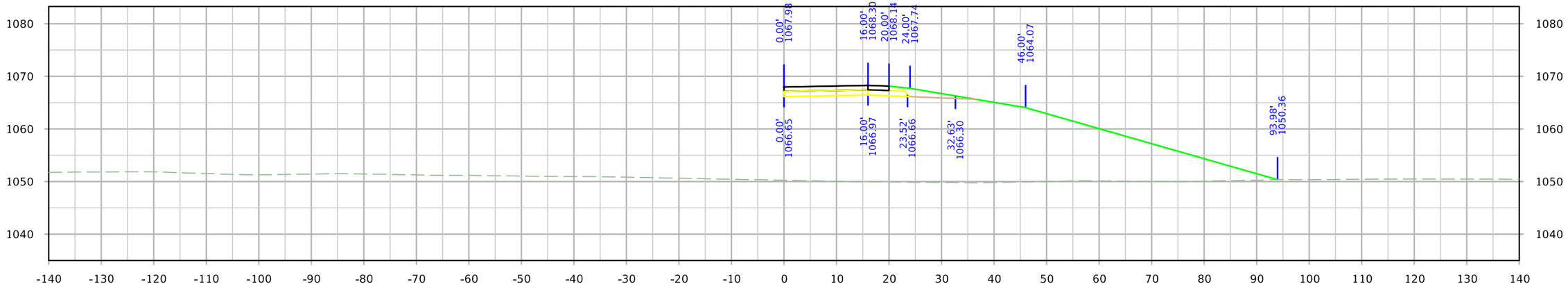

STA. 1550+75.00

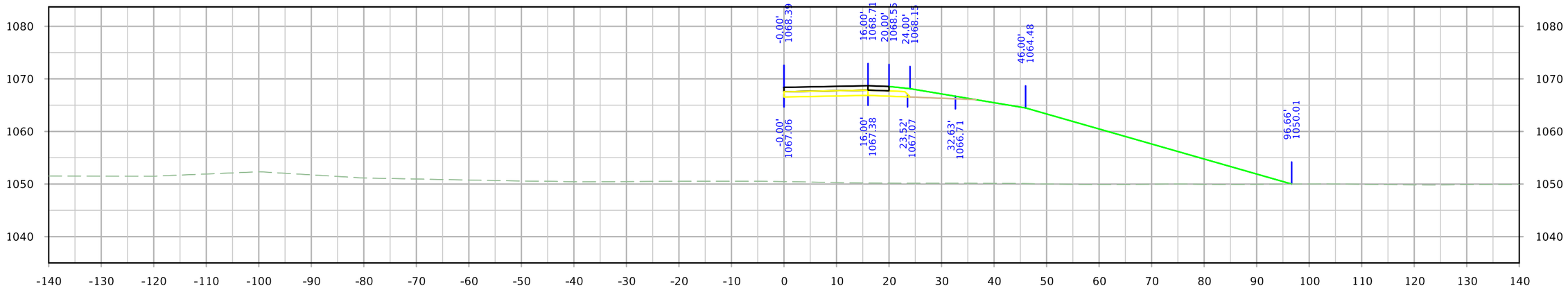

STA. 1550+50.00

FILE NO.	ENGLISH	DESIGN TEAM Iowa DOT/HR Green	MONONA COUNTY	PROJECT NUMBER STP-175-1(95)--2C-67	SHEET NUMBER Y.5

5:49:55 PM 8/10/2023 rtyrrel \\hrgreen.com\HRG\Data\2020\200200.15\CAD\Design\CADD_Files\Sheet_Files\SHT_6717502021_Y01_Z06.dgn

IA 175 Ramp A

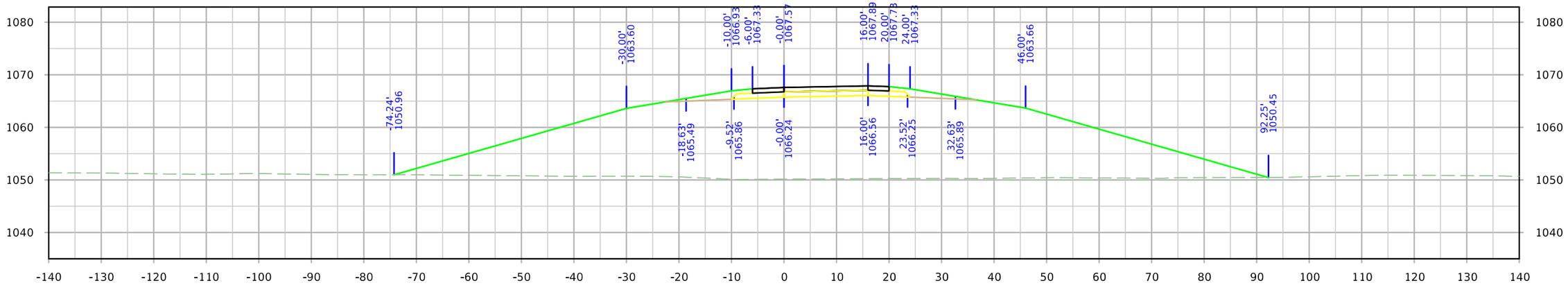

STA. 1551+00.00

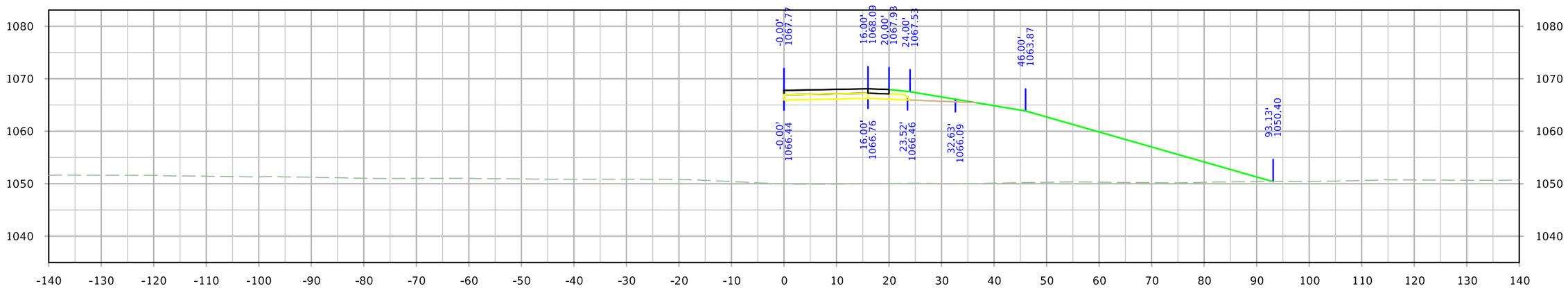

STA. 1550+87.56

FILE NO.	ENGLISH	DESIGN TEAM Iowa DOT/HR Green	MONONA COUNTY	PROJECT NUMBER STP-175-1(95)--2C-67	SHEET NUMBER Y.6	

5:49:57 PM 8/10/2023 rtyrrel \\hrgreen.com\HRG\Data\2020\200200.15\CAD\Design\CADD_Files\Sheet_Files\SHT_6717502021_Y01_Z06.dgn

IA 175 Ramp A

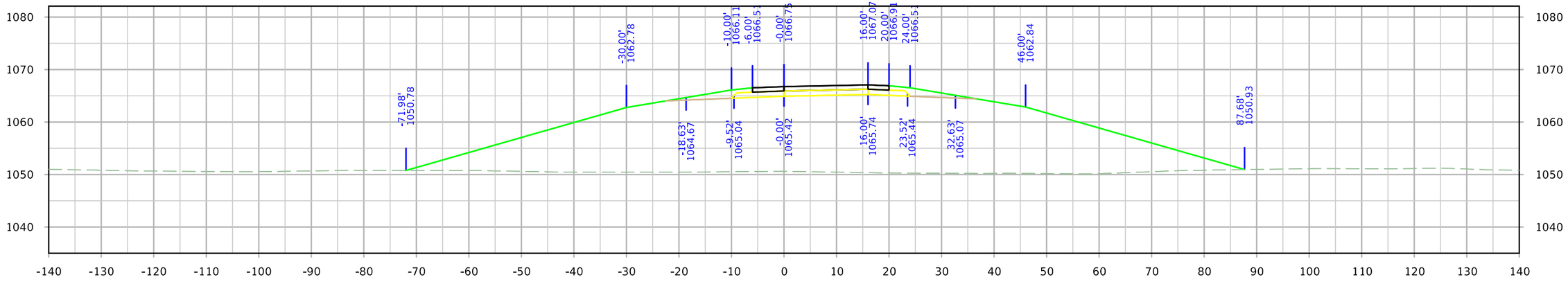

STA. 1551+50.00

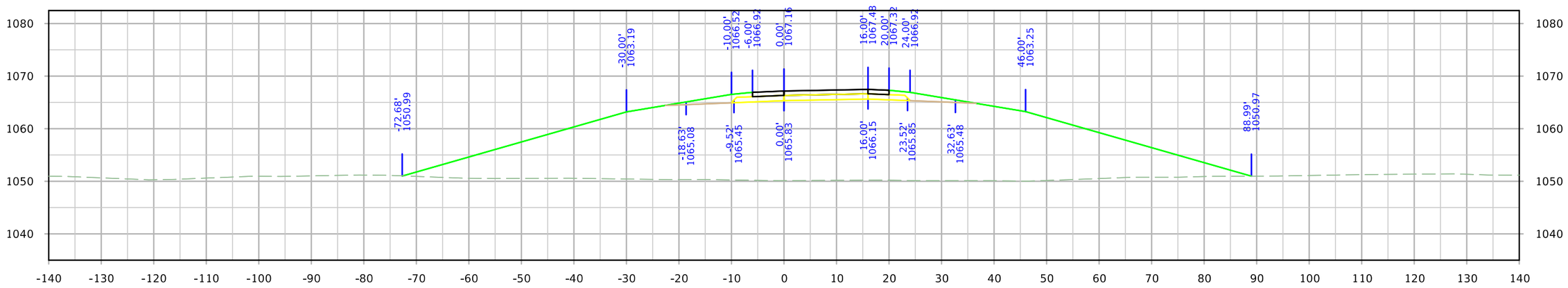

STA. 1551+25.00

FILE NO.	ENGLISH	DESIGN TEAM Iowa DOT/HR Green	MONONA COUNTY	PROJECT NUMBER STP-175-1(95)--2C-67	SHEET NUMBER Y.7	

5:49:58 PM 8/10/2023 rtyrrel \\hrgreen.com\HRG\Data\2020\200200.15\CAD\Design\CADD_Files\Sheet_Files\SHT_6717502021_Y01_Z06.dgn

IA 175 Ramp A

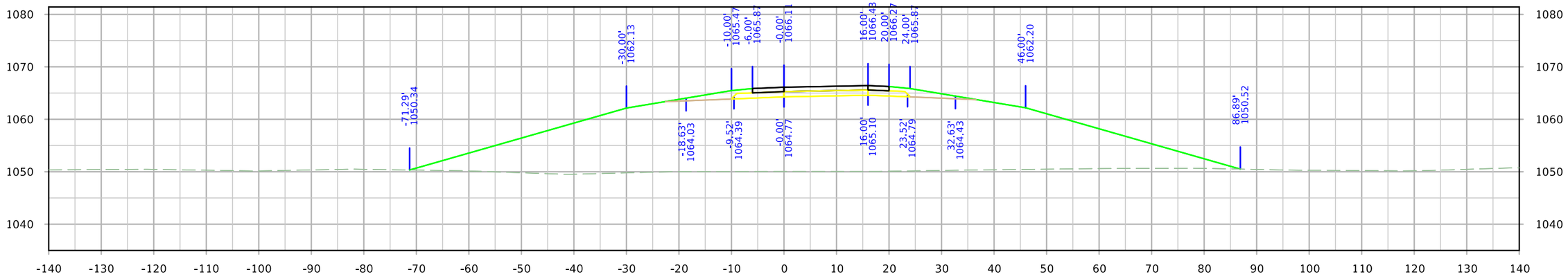

STA. 1551+89.14

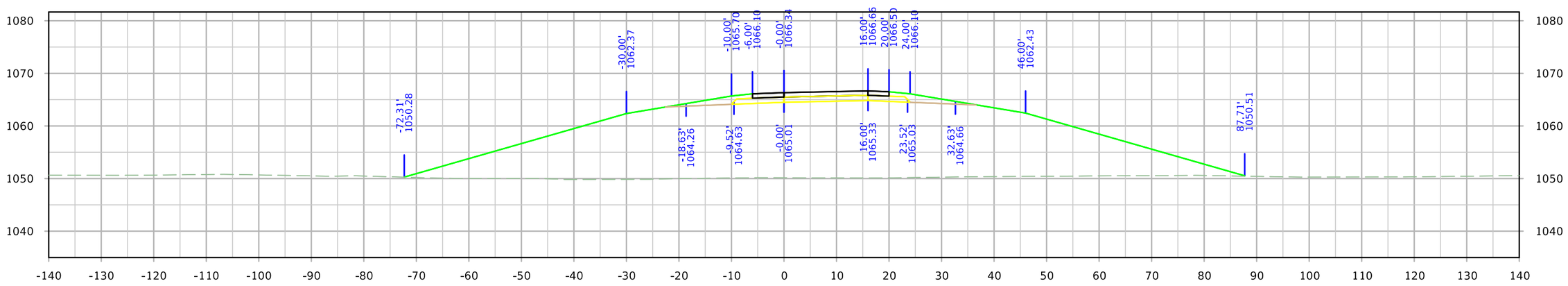

STA. 1551+75.00

FILE NO.	ENGLISH	DESIGN TEAM Iowa DOT/HR Green	MONONA COUNTY	PROJECT NUMBER STP-175-1(95)--2C-67	SHEET NUMBER Y.8	

5:50:00 PM 8/10/2023 rtyrrel \\hrgreen.com\HRG\Data\2020\200200.15\CAD\Design\CADD_Files\Sheet_Files\SHT_6717502021_Y01_Z06.dgn

IA 175 Ramp A

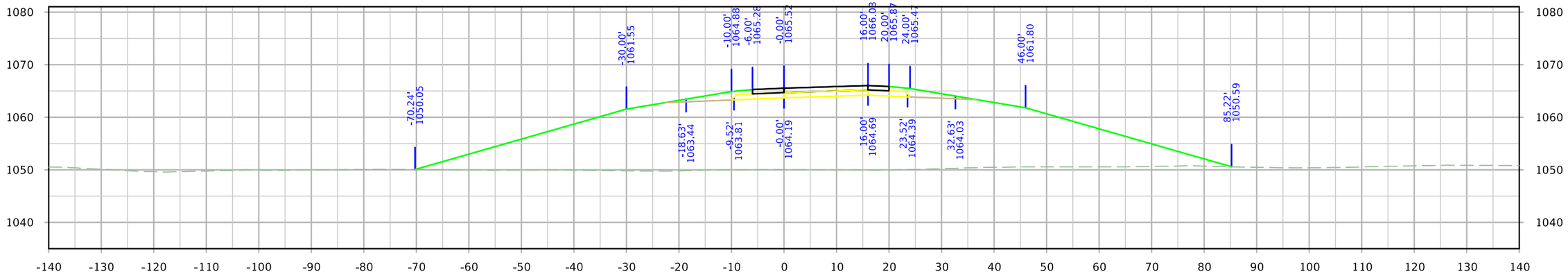

STA. 1552+25.00

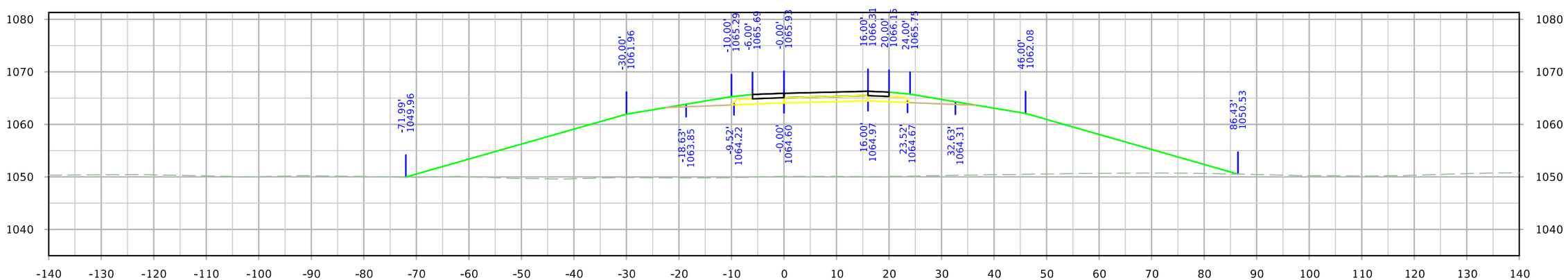

STA. 1552+00.00

FILE NO.	ENGLISH	DESIGN TEAM Iowa DOT/HR Green	MONONA COUNTY	PROJECT NUMBER STP-175-1(95)--2C-67	SHEET NUMBER Y.9	

5:50:01 PM 8/10/2023 rtyrrel \\hrgreen.com\HRG\Data\2020\200200.15\CAD\Design\CADD_Files\Sheet_Files\SHT_6717502021_Y01_Z06.dgn

IA 175 Ramp A

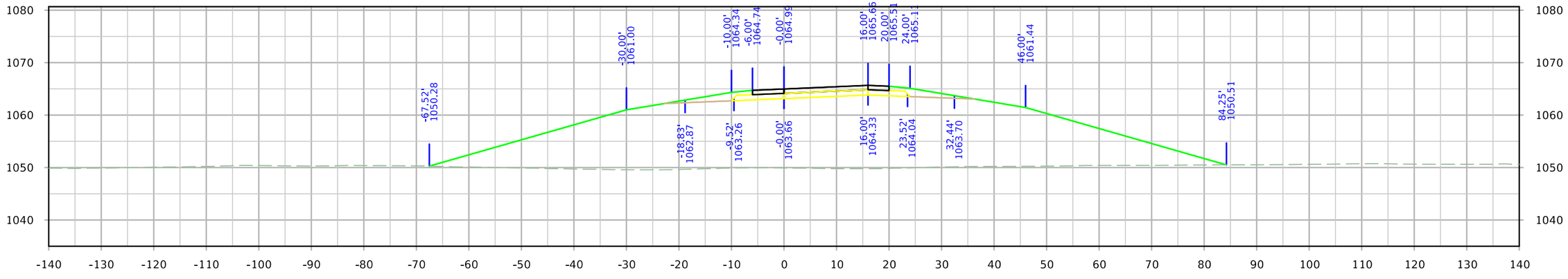

STA. 1552+57.34

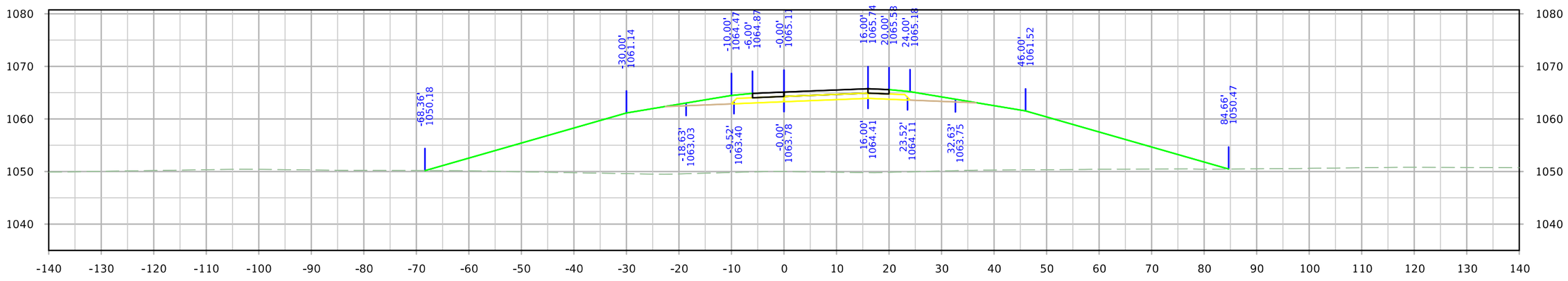

STA. 1552+50.00

FILE NO.	ENGLISH	DESIGN TEAM Iowa DOT/HR Green	MONONA COUNTY	PROJECT NUMBER STP-175-1(95)--2C-67	SHEET NUMBER Y.10

5:50:02 PM 8/10/2023 rtyrrel \\hrgreen.com\HRG\Data\2020\200200.15\CAD\Design\CADD_Files\Sheet_Files\SHT_6717502021_Y01_Z06.dgn

IA 175 Ramp A

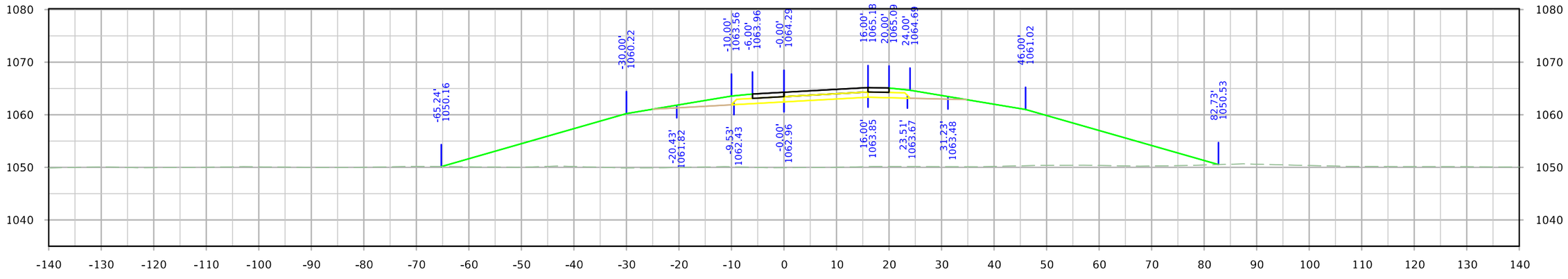

STA. 1553+00.00

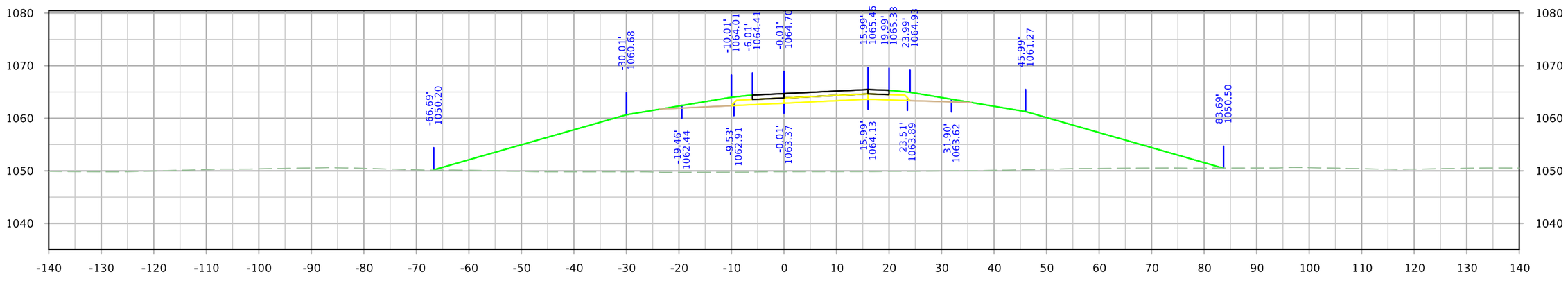

STA. 1552+75.00

FILE NO.	ENGLISH	DESIGN TEAM Iowa DOT/HR Green	MONONA COUNTY	PROJECT NUMBER STP-175-1(95)--2C-67	SHEET NUMBER Y.11

5:50:04 PM 8/10/2023 rtyrrel \\hrgreen.com\HRG\Data\2020\200200.15\CAD\Design\CADD_Files\Sheet_Files\SHT_6717502021_Y01_Z06.dgn

IA 175 Ramp A

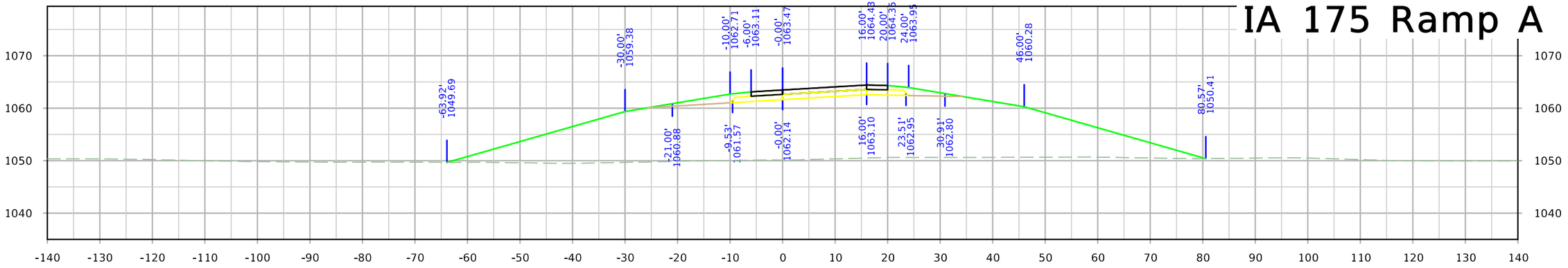

STA. 1553+50.00

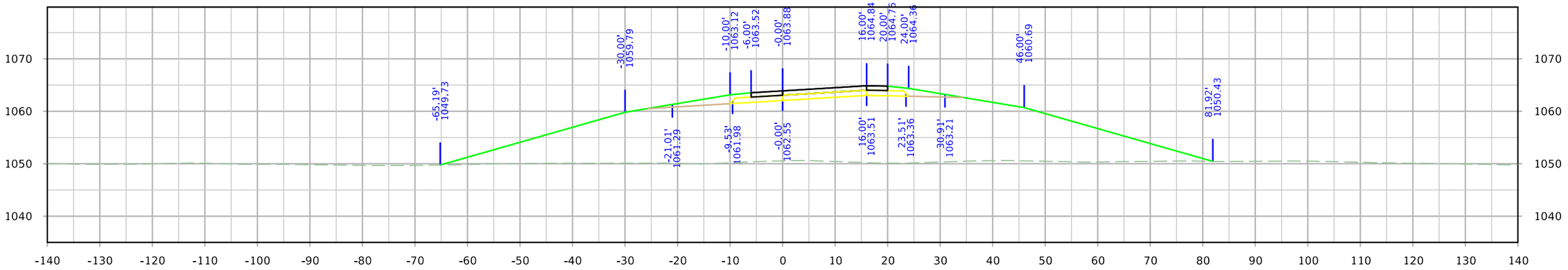

STA. 1553+25.00

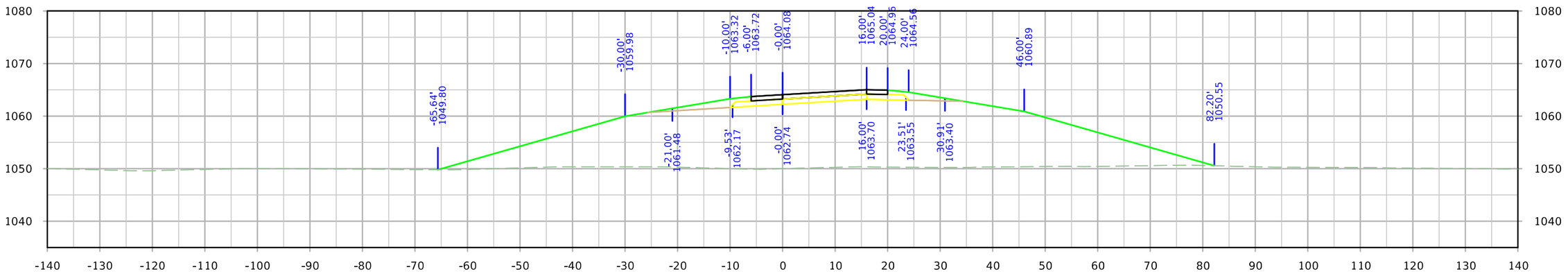

STA. 1553+13.14

FILE NO.	ENGLISH	DESIGN TEAM Iowa DOT/HR Green	MONONA COUNTY	PROJECT NUMBER STP-175-1(95)--2C-67	SHEET NUMBER Y.12

5:50:05 PM 8/10/2023 rtyrrel \\hrgreen.com\HRG\Data\2020\200200.15\CAD\Design\CADD_Files\Sheet_Files\SHT_6717502021_Y01_Z06.dgn

IA 175 Ramp A

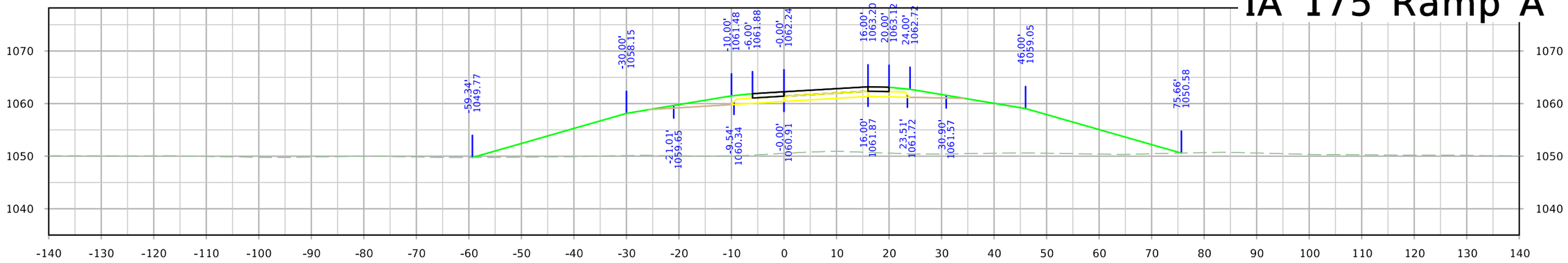

STA. 1554+25.00

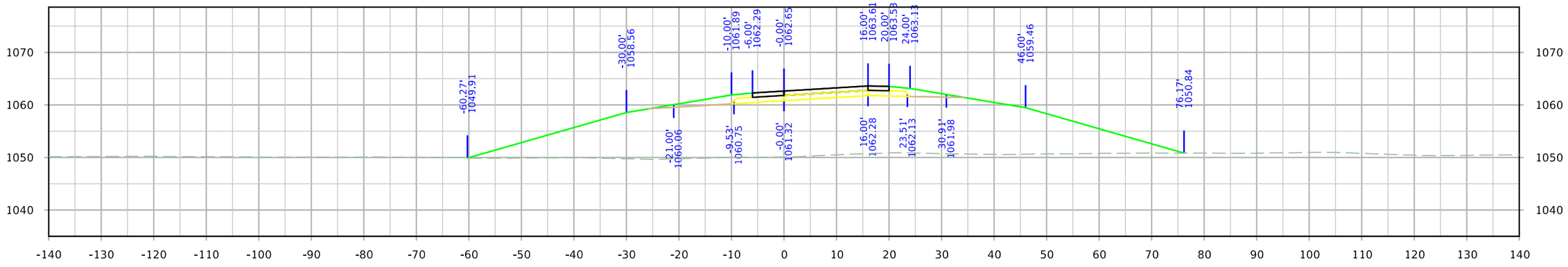

STA. 1554+00.00

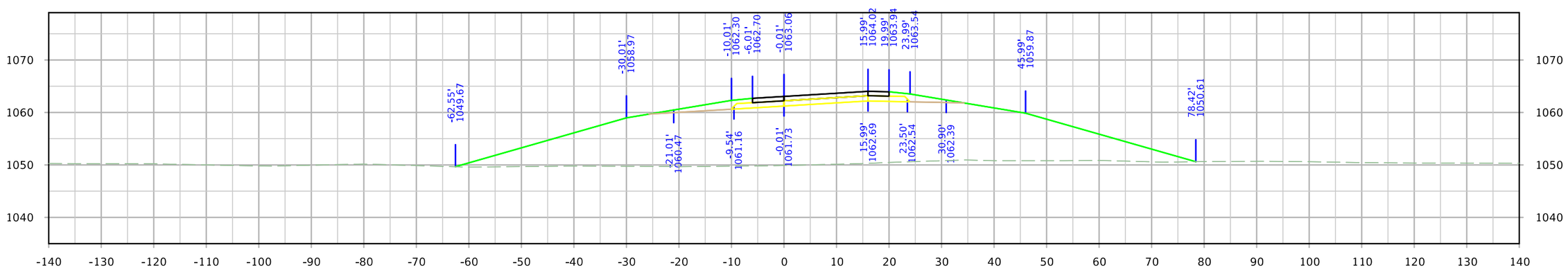

STA. 1553+75.00

FILE NO.	ENGLISH	DESIGN TEAM Iowa DOT/HR Green	MONONA COUNTY	PROJECT NUMBER STP-175-1(95)--2C-67	SHEET NUMBER Y.13

5:50:07 PM 8/10/2023 rtyrrel \\hrgreen.com\HRG\Data\2020\200200.15\CAD\Design\CADD_Files\Sheet_Files\SHT_6717502021_Y01_Z06.dgn

IA 175 Ramp A

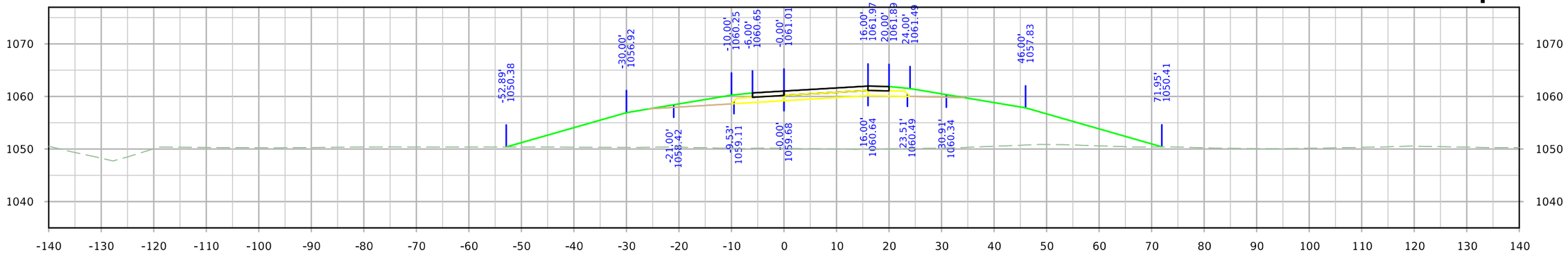

STA. 1555+00.00

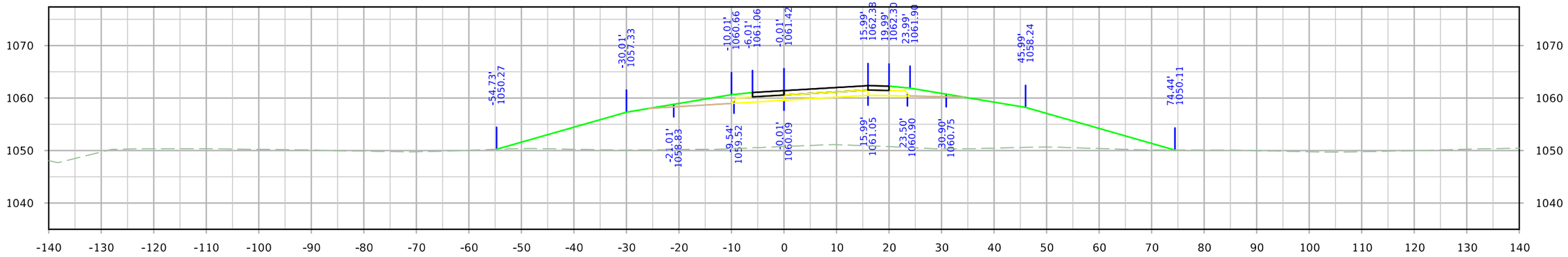

STA. 1554+75.00

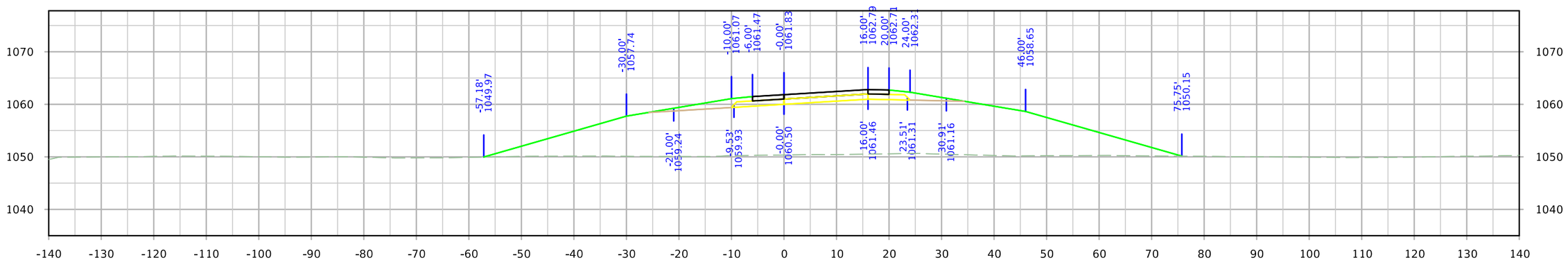

STA. 1554+50.00

FILE NO.	ENGLISH	DESIGN TEAM Iowa DOT/HR Green	MONONA COUNTY	PROJECT NUMBER STP-175-1(95)--2C-67	SHEET NUMBER Y.14

5:50:09 PM 8/10/2023 rtyrrel \\hrgreen.com\HRG\Data\2020\200200.15\CAD\Design\CADD_Files\Sheet_Files\SHT_6717502021_Y01_Z06.dgn

IA 175 Ramp A

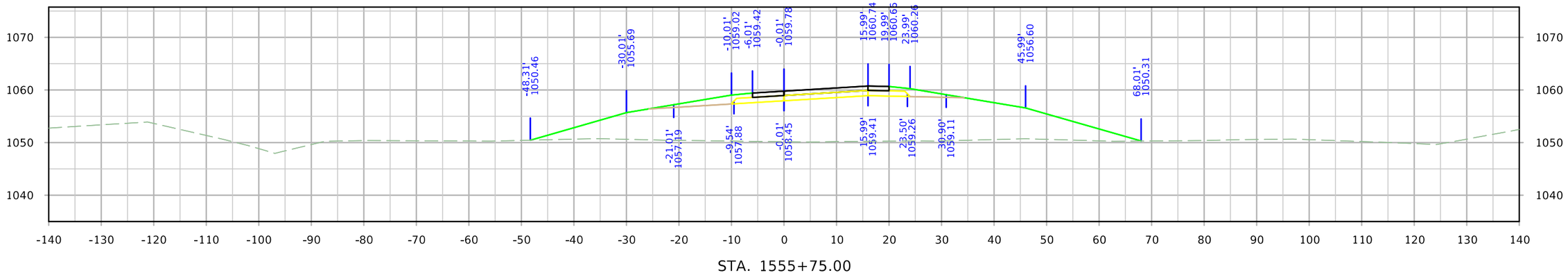

STA. 1555+75.00

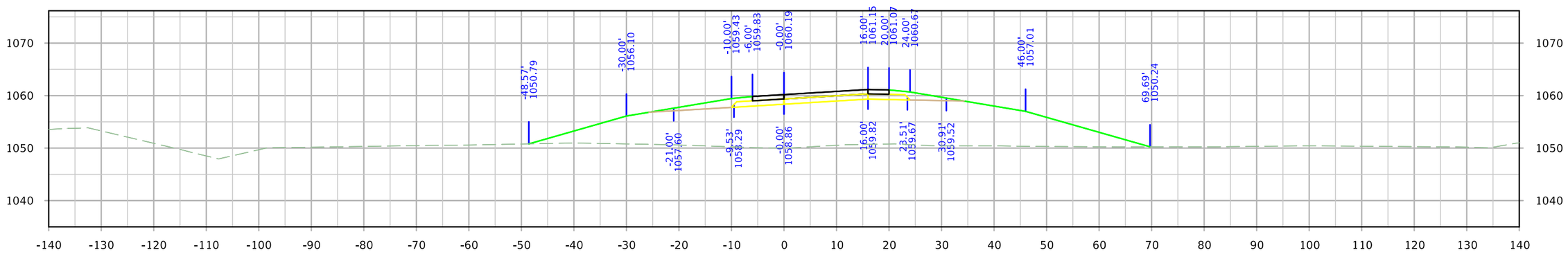

STA. 1555+50.00

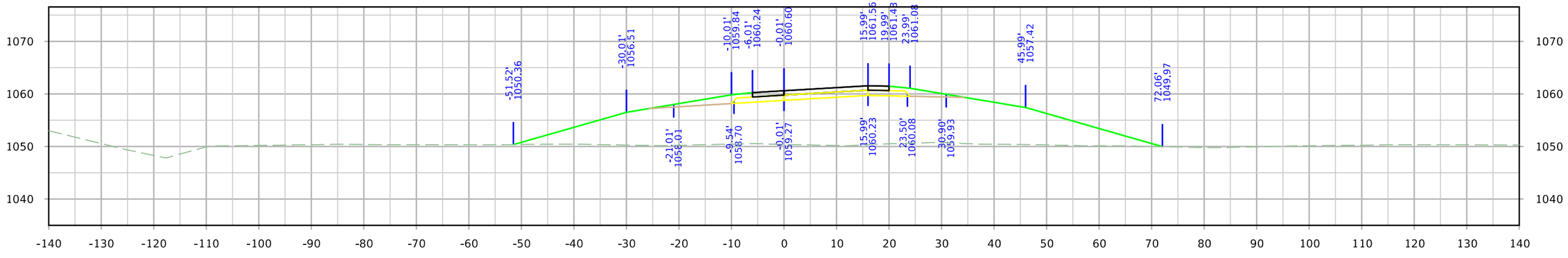

STA. 1555+25.00

FILE NO.	ENGLISH	DESIGN TEAM Iowa DOT/HR Green	MONONA COUNTY	PROJECT NUMBER STP-175-1(95)--2C-67	SHEET NUMBER Y.15

5:50:10 PM 8/10/2023 rtyrrel \\hrgreen.com\HRG\Data\2020\200200.15\CAD\Design\CADD_Files\Sheet_Files\SHT_6717502021_Y01_Z06.dgn

IA 175 Ramp A

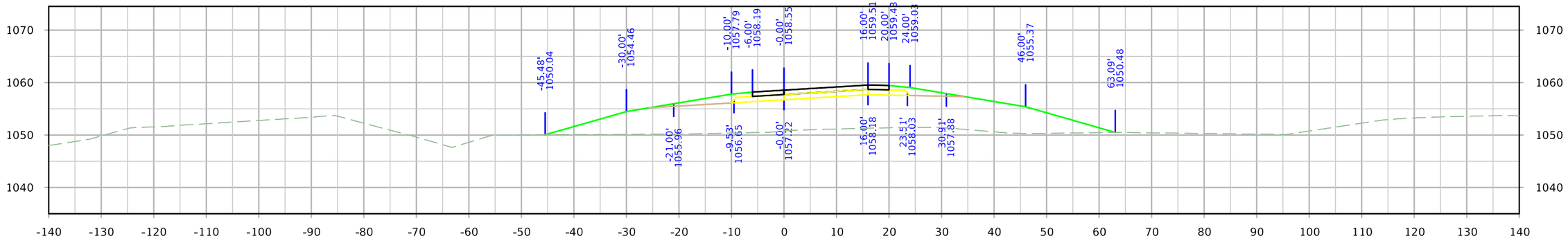

STA. 1556+50.00

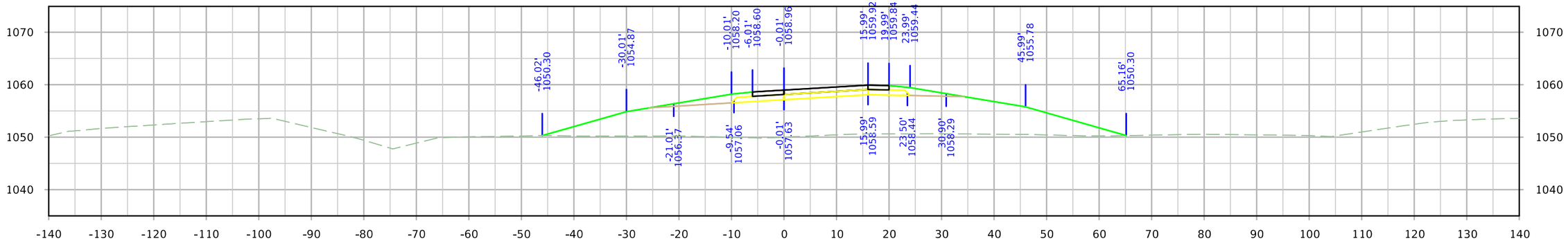

STA. 1556+25.00

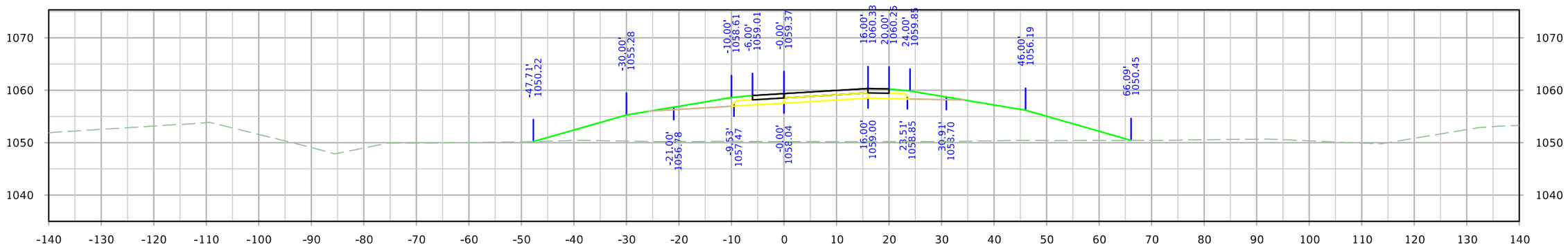

STA. 1556+00.00

FILE NO.	ENGLISH	DESIGN TEAM Iowa DOT/HR Green	MONONA COUNTY	PROJECT NUMBER STP-175-1(95)--2C-67	SHEET NUMBER Y.16

5:50:12 PM 8/10/2023 rtyrrel \\hrgreen.com\HRG\Data\2020\200200.15\CAD\Design\CADD_Files\Sheet_Files\SHT_6717502021_Y01_Z06.dgn

IA 175 Ramp A

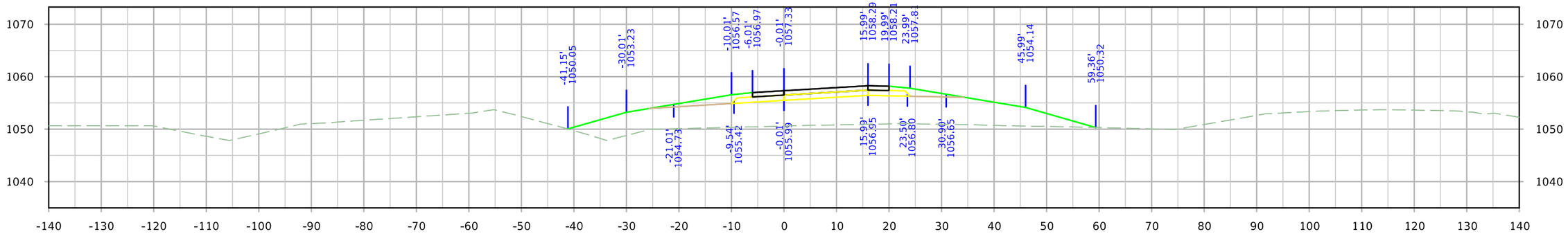

STA. 1557+25.00

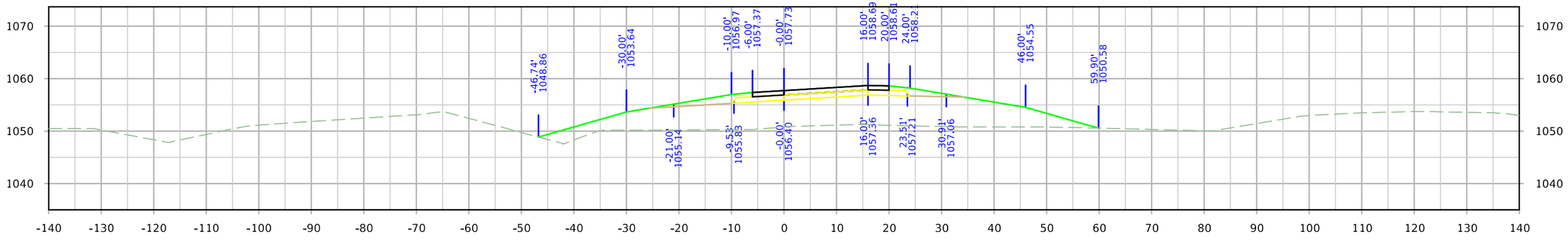

STA. 1557+00.00

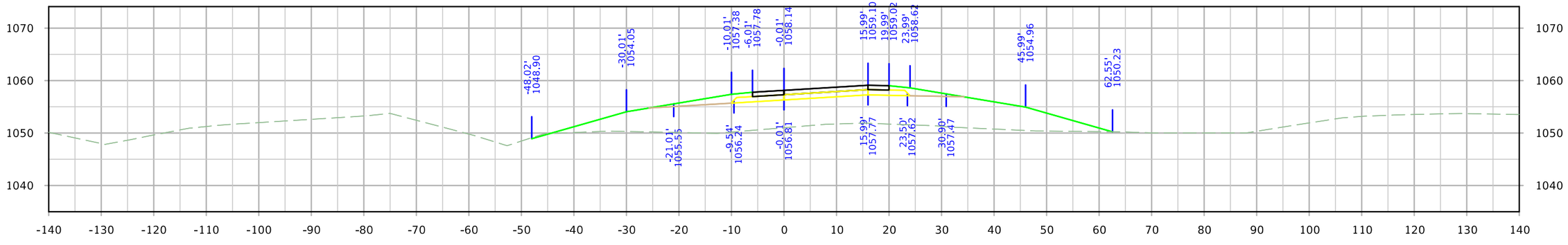

STA. 1556+75.00

FILE NO.	ENGLISH	DESIGN TEAM Iowa DOT/HR Green	MONONA COUNTY	PROJECT NUMBER STP-175-1(95)--2C-67	SHEET NUMBER Y.17

5:50:14 PM 8/10/2023 rtyrrel \\hrgreen.com\HRG\Data\2020\200200.15\CAD\Design\CADD_Files\Sheet_Files\SHT_6717502021_Y01_Z06.dgn

IA 175 Ramp A

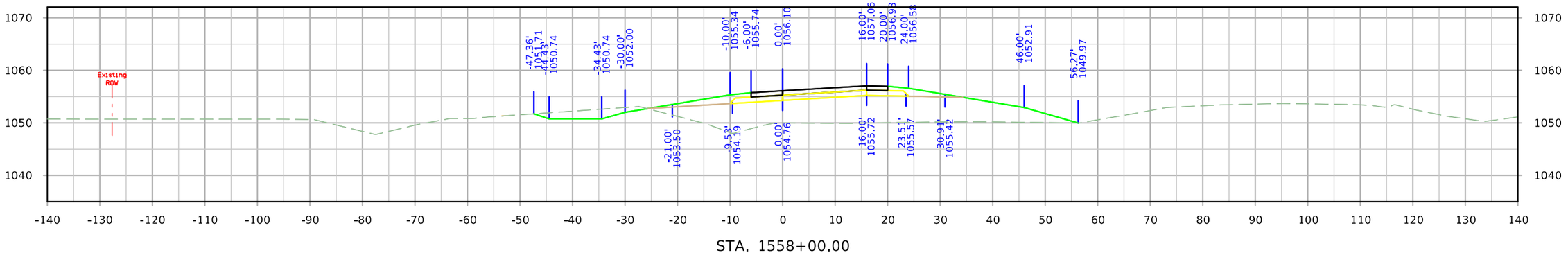

STA. 1558+00.00

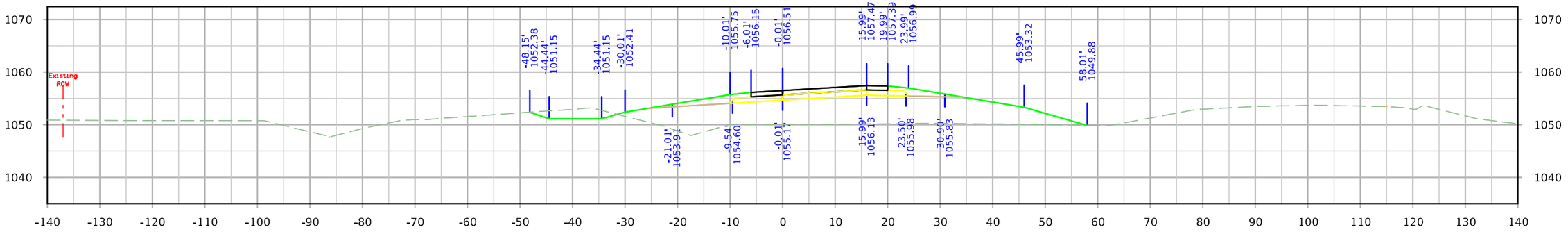

STA. 1557+75.00

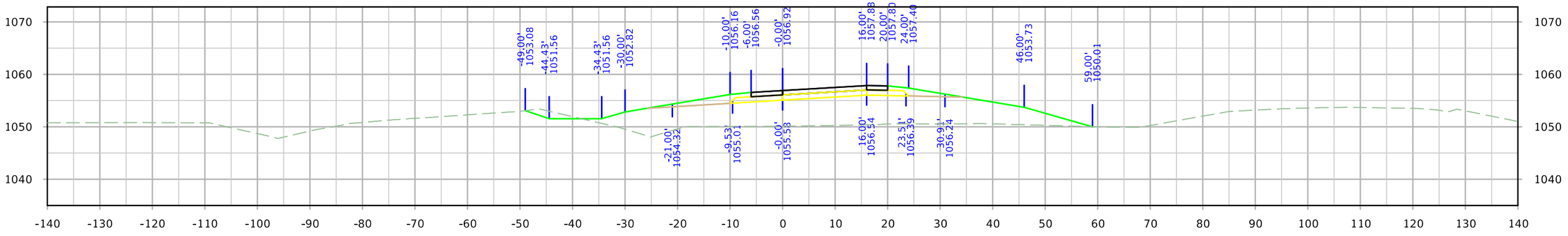

STA. 1557+50.00

FILE NO.	ENGLISH	DESIGN TEAM Iowa DOT/HR Green	MONONA COUNTY	PROJECT NUMBER STP-175-1(95)--2C-67	SHEET NUMBER Y.18

5:50:15 PM 8/10/2023 rtyrrel \\hrgreen.com\HRG\Data\2020\200200.15\CAD\Design\CADD_Files\Sheet_Files\SHT_6717502021_Y01_Z06.dgn

IA 175 Ramp A

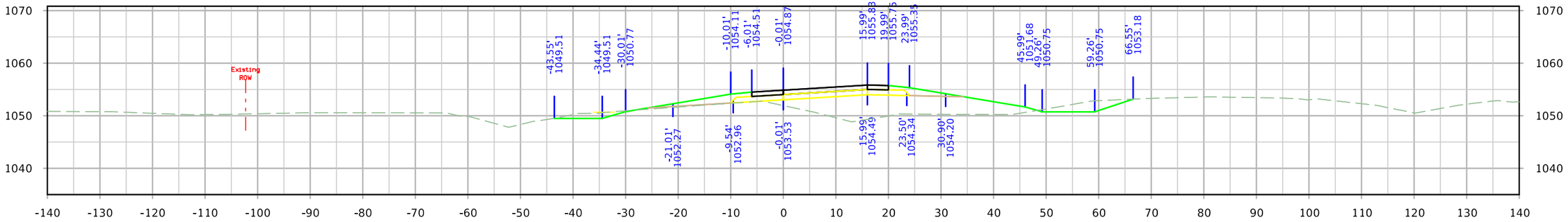

STA. 1558+75.00

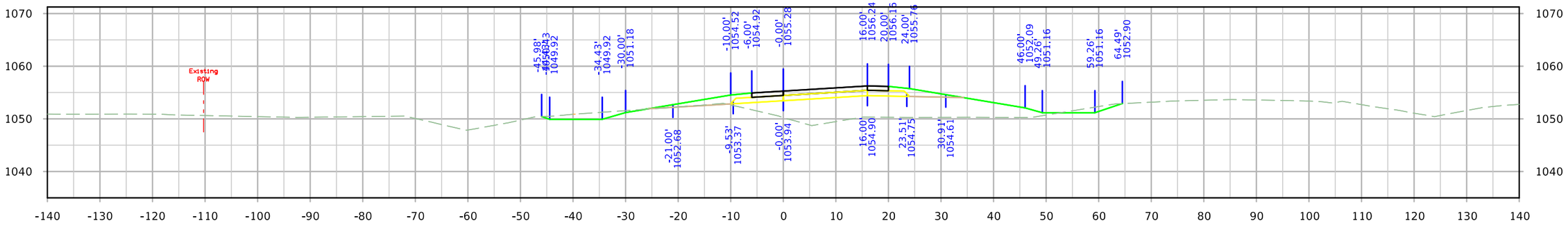

STA. 1558+50.00

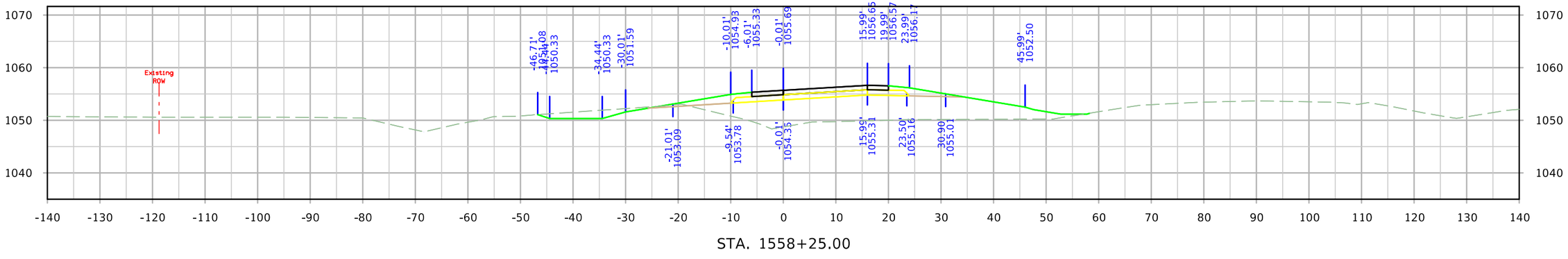

STA. 1558+25.00

FILE NO.	ENGLISH	DESIGN TEAM Iowa DOT/HR Green	MONONA COUNTY	PROJECT NUMBER STP-175-1(95)--2C-67	SHEET NUMBER Y.19

5:50:17 PM 8/10/2023 rtyrrel \\hrgreen.com\HRG\Data\2020\200200.15\CAD\Design\CADD_Files\Sheet_Files\SHT_6717502021_Y01_Z06.dgn

IA 175 Ramp A

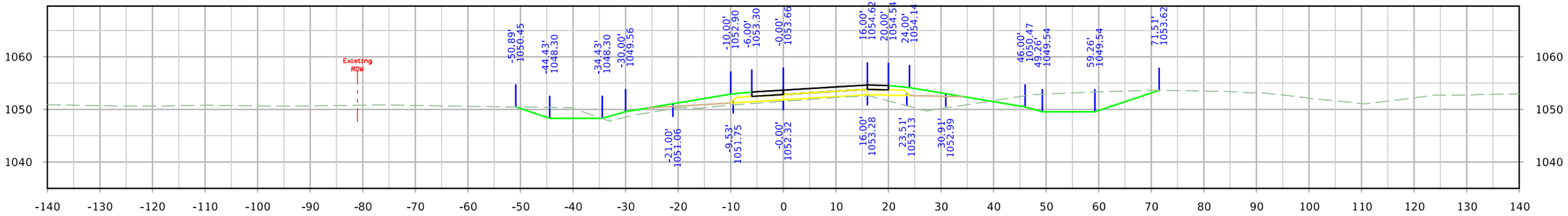

STA. 1559+50.00

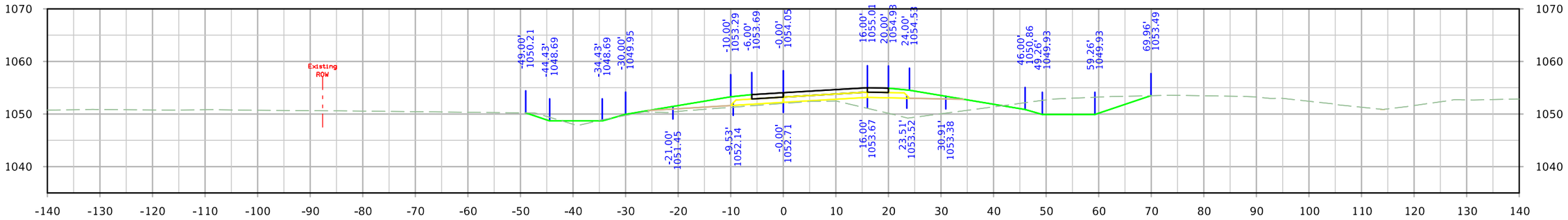

STA. 1559+25.00

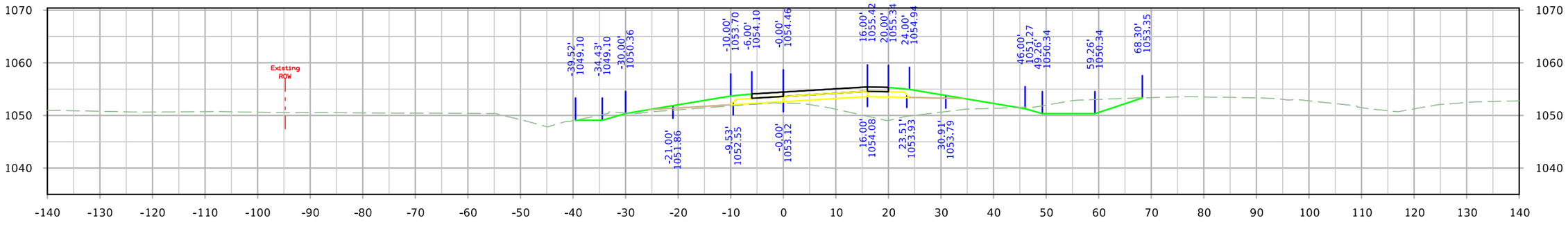

STA. 1559+00.00

FILE NO.	ENGLISH	DESIGN TEAM Iowa DOT/HR Green	MONONA COUNTY	PROJECT NUMBER STP-175-1(95)--2C-67	SHEET NUMBER Y.20

5:50:19 PM 8/10/2023 rtyrrel \\hrgreen.com\HRG\Data\2020\200200.15\CAD\Design\CADD_Files\Sheet_Files\SHT_6717502021_Y01_Z06.dgn

IA 175 Ramp A

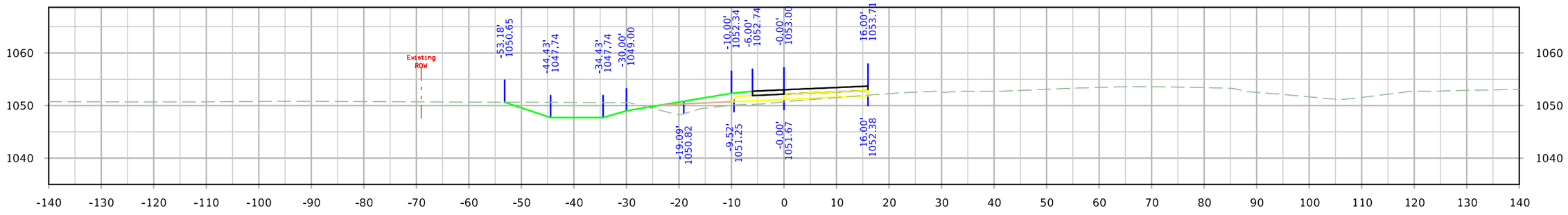

STA. 1560+00.00

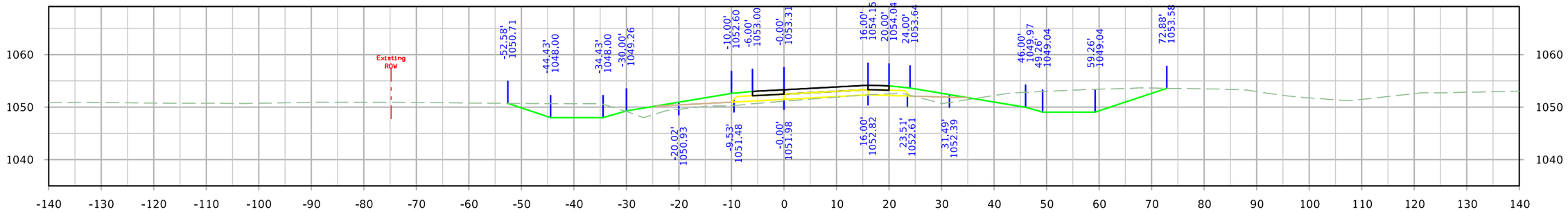

STA. 1559+75.00

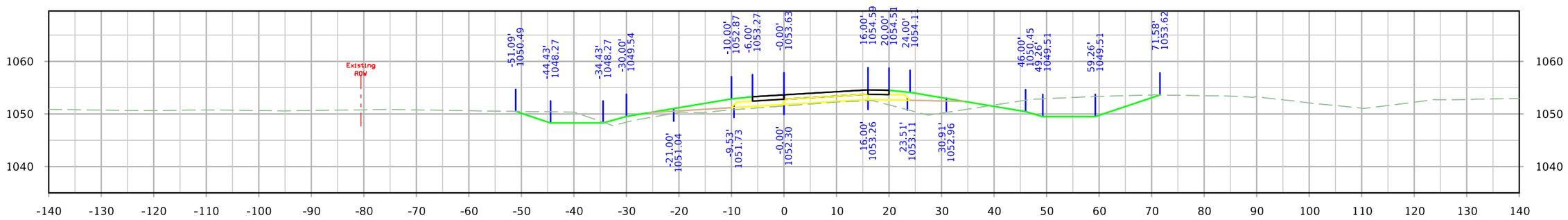

STA. 1559+51.70

FILE NO.	ENGLISH	DESIGN TEAM Iowa DOT/HR Green	MONONA COUNTY	PROJECT NUMBER STP-175-1(95)--2C-67	SHEET NUMBER Y.21

5:50:21 PM 8/10/2023 rtyrrel \\hrgreen.com\HRG\Data\2020\200200.15\CAD\Design\CADD_Files\Sheet_Files\SHT_6717502021_Y01_Z06.dgn

IA 175 Ramp A

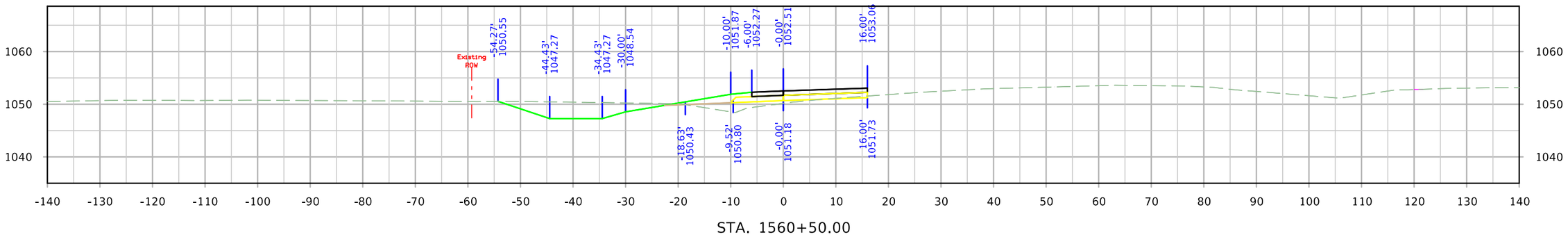

STA. 1560+50.00

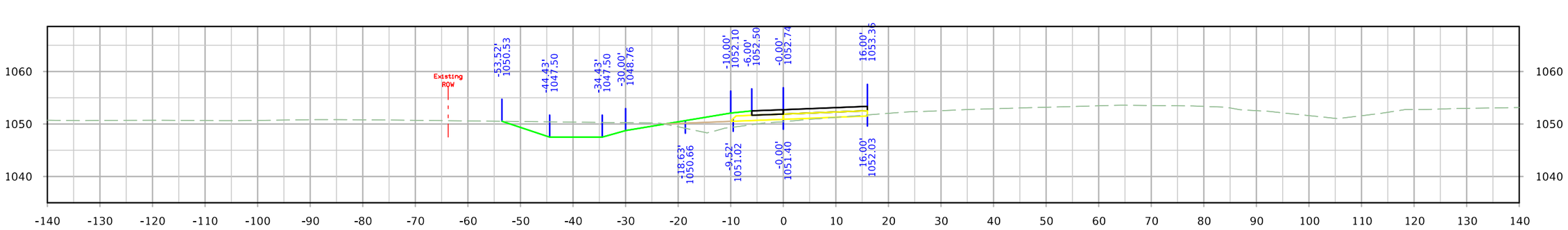

STA. 1560+25.00

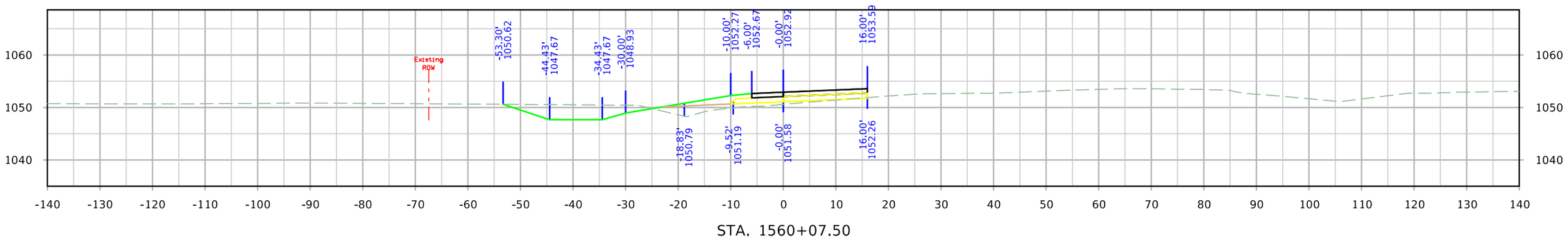

STA. 1560+07.50

FILE NO.	ENGLISH	DESIGN TEAM Iowa DOT/HR Green	MONONA COUNTY	PROJECT NUMBER STP-175-1(95)--2C-67	SHEET NUMBER Y.22

5:50:22 PM 8/10/2023 rtyrrel \\hrgreen.com\HRG\Data\2020\200200.15\CAD\Design\CADD_Files\Sheet_Files\SHT_6717502021_Y01_Z06.dgn

IA 175 Ramp A

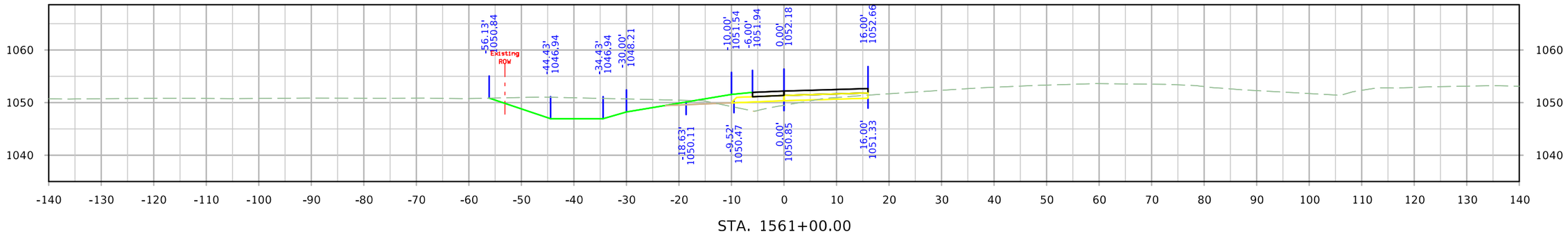

STA. 1561+00.00

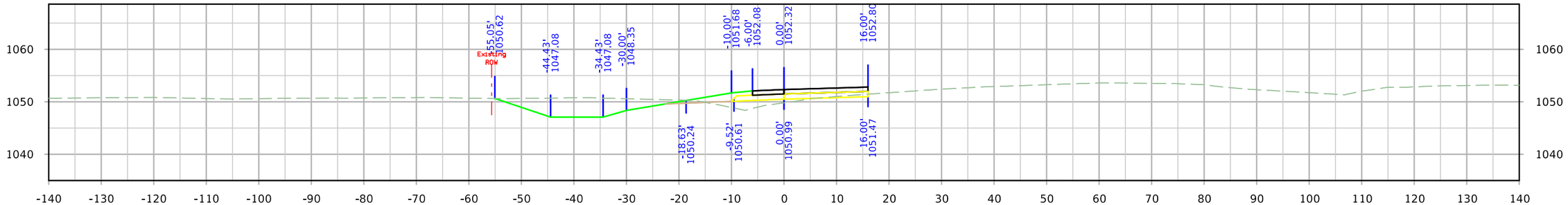

STA. 1560+75.70

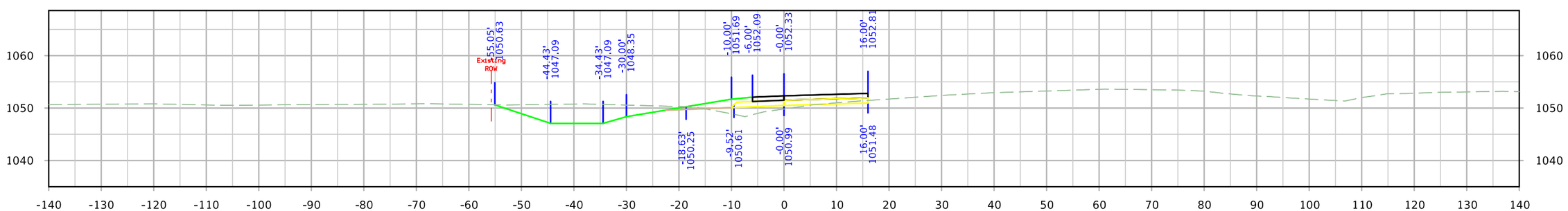

STA. 1560+75.00

FILE NO.	ENGLISH	DESIGN TEAM Iowa DOT/HR Green	MONONA COUNTY	PROJECT NUMBER STP-175-1(95)--2C-67	SHEET NUMBER Y.23

5:50:24 PM 8/10/2023 rtyrrel \\hrgreen.com\HRG\Data\2020\200200.15\CAD\Design\CADD_Files\Sheet_Files\SHT_6717502021_Y01_Z06.dgn

IA 175 Ramp A

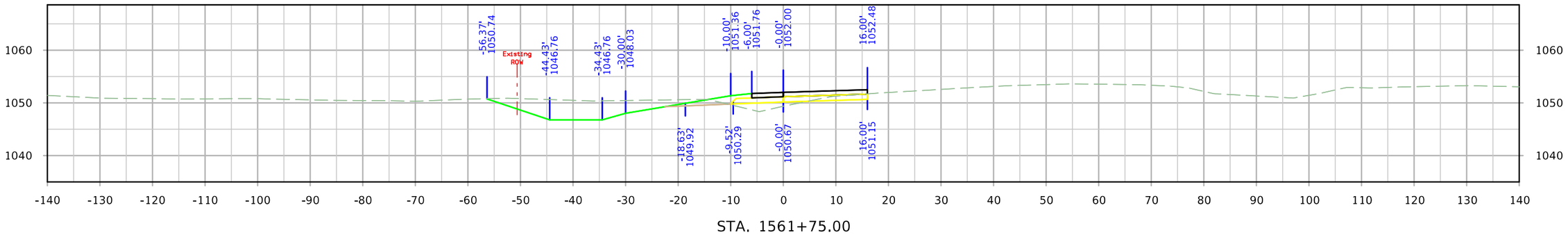

STA. 1561+75.00

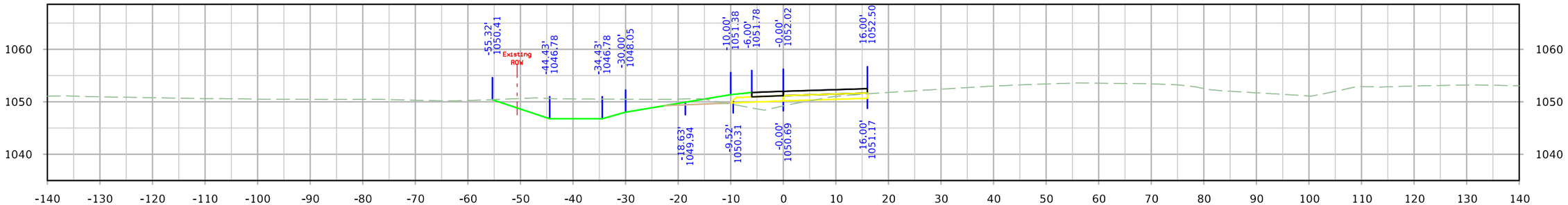

STA. 1561+50.00

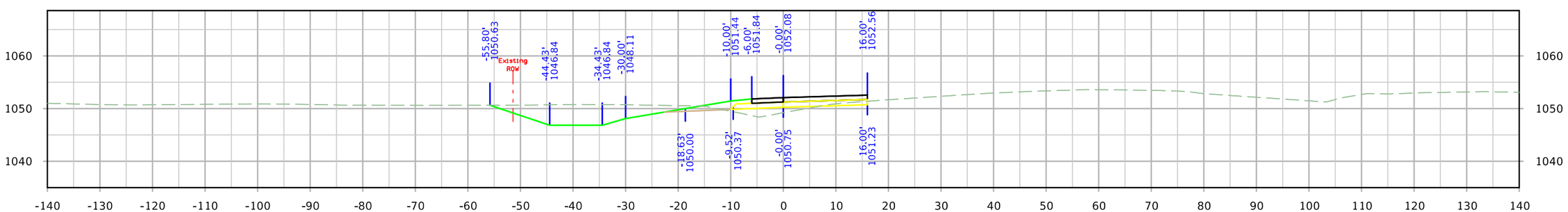

STA. 1561+25.00

FILE NO.	ENGLISH	DESIGN TEAM Iowa DOT/HR Green	MONONA COUNTY	PROJECT NUMBER STP-175-1(95)--2C-67	SHEET NUMBER Y.24	

5:50:25 PM 8/10/2023 rtyrrel \\hrgreen.com\HRG\Data\2020\200200.15\CAD\Design\CADD_Files\Sheet_Files\SHT_6717502021_Y01_Z06.dgn

IA 175 Ramp A

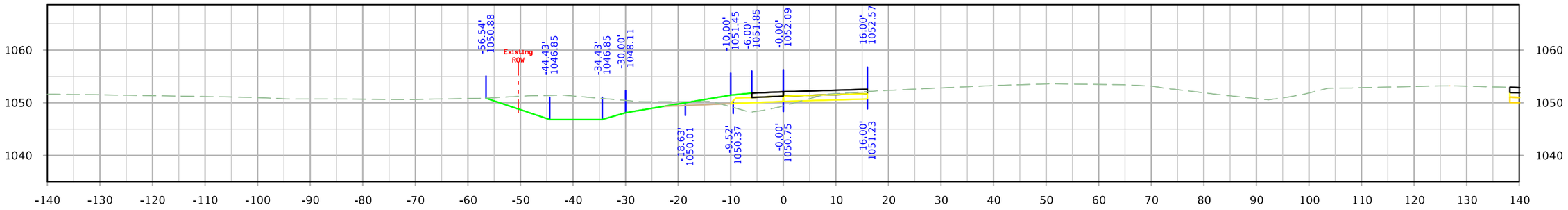

STA. 1562+26.06

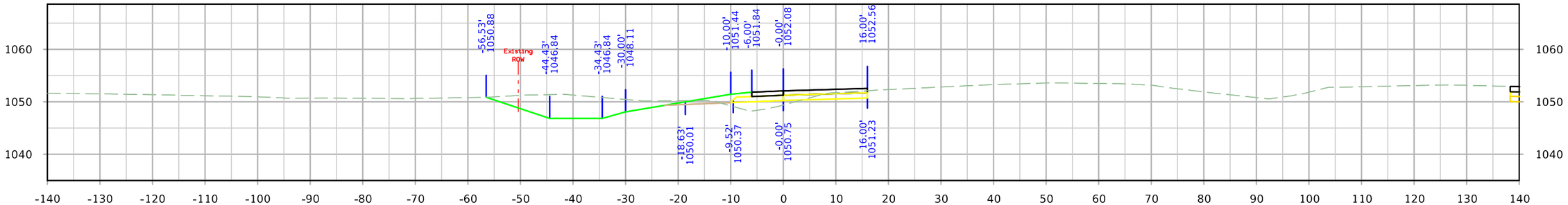

STA. 1562+25.00

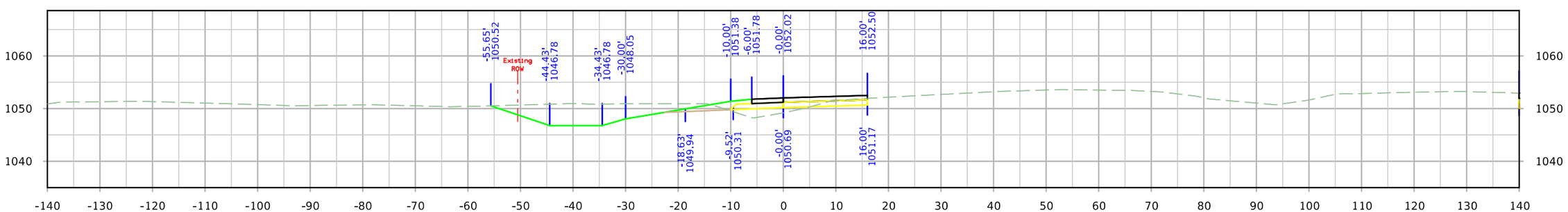

STA. 1562+00.00

FILE NO.	ENGLISH	DESIGN TEAM Iowa DOT/HR Green	MONONA COUNTY	PROJECT NUMBER STP-175-1(95)--2C-67	SHEET NUMBER Y.25

5:50:27 PM 8/10/2023 rtyrrel \\hrgreen.com\HRG\Data\2020\200200.15\CAD\Design\CADD_Files\Sheet_Files\SHT_6717502021_Y01_Z06.dgn

IA 175 Ramp B

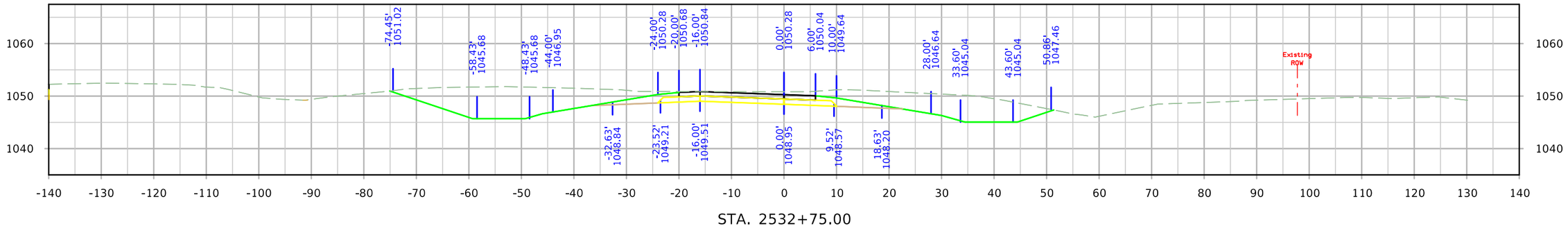

STA. 2532+75.00

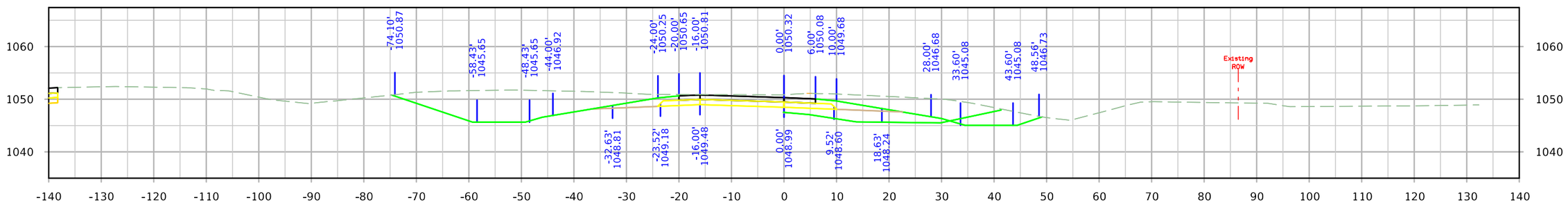

STA. 2532+50.00

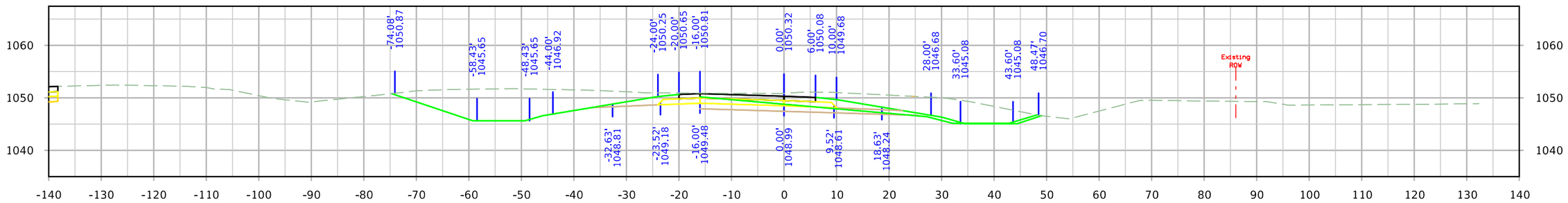

STA. 2532+49.07

FILE NO.	ENGLISH	DESIGN TEAM Iowa DOT/HR Green	MONONA COUNTY	PROJECT NUMBER STP-175-1(95)--2C-67	SHEET NUMBER Y.26

5:50:31 PM 8/10/2023 rtyrrel \\hrgreen.com\HRG\Data\2020\200200.15\CAD\Design\CADD_Files\Sheet_Files\SHT_6717502021_Y02_Z06.dgn

IA 175 Ramp B

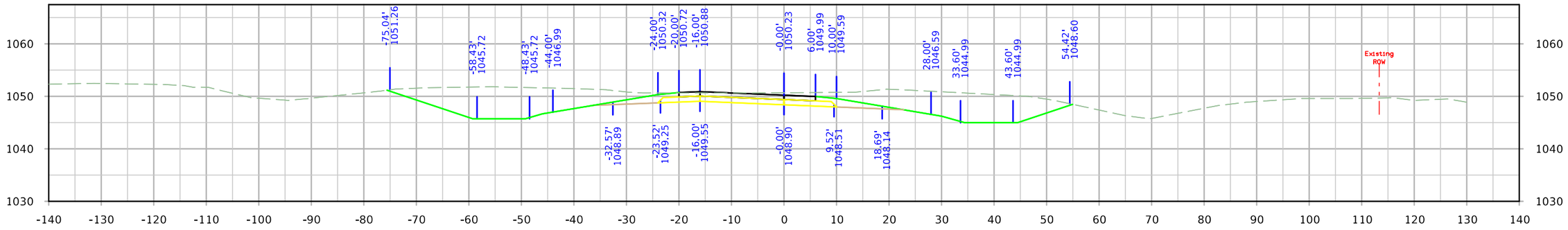

STA. 2533+08.77

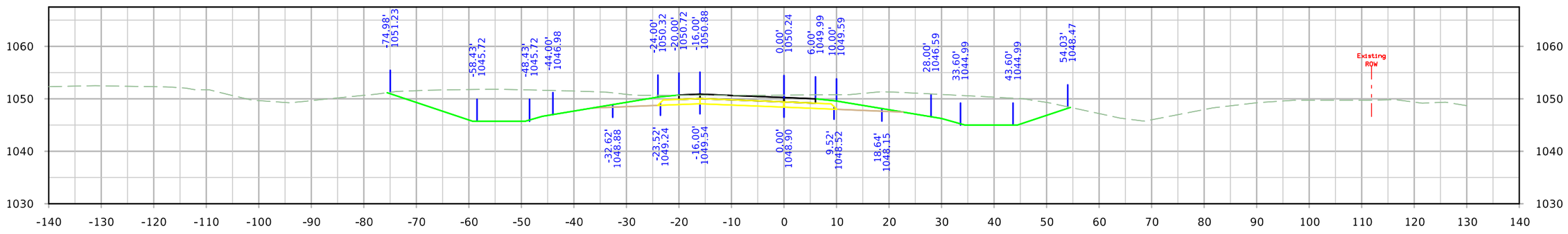

STA. 2533+05.77

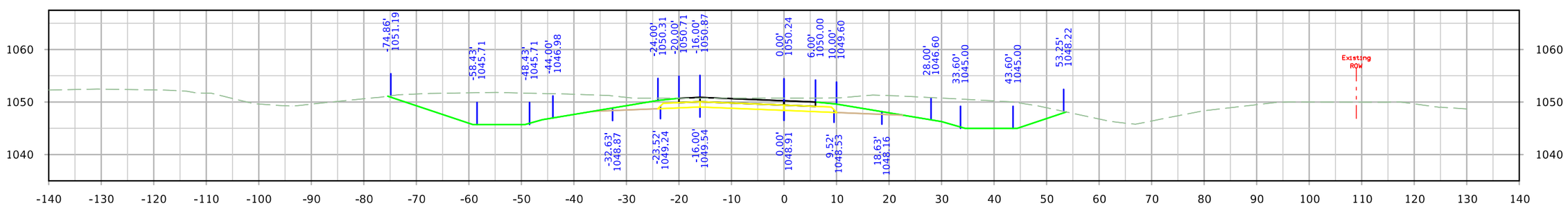

STA. 2533+00.00

FILE NO.	ENGLISH	DESIGN TEAM Iowa DOT/HR Green	MONONA COUNTY	PROJECT NUMBER STP-175-1(95)--2C-67	SHEET NUMBER Y.27

5:50:33 PM 8/10/2023 rtyrrel \\hrgreen.com\HRG\Data\2020\200200.15\CAD\Design\CADD_Files\Sheet_Files\SHT_6717502021_Y02_Z06.dgn

IA 175 Ramp B

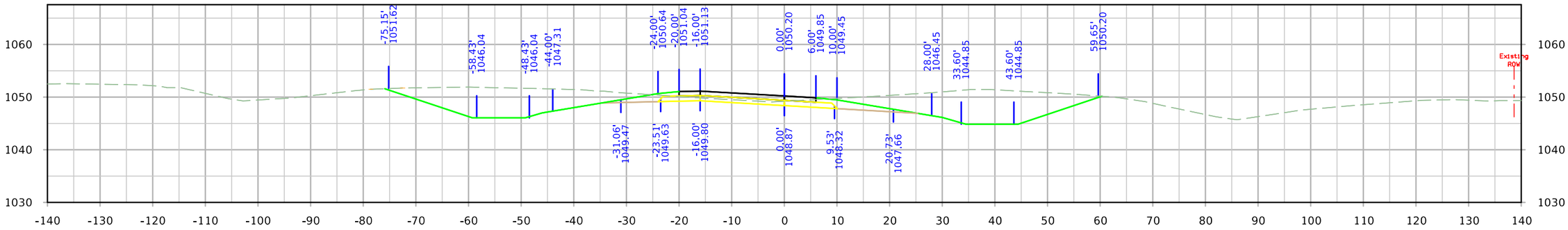

STA. 2533+62.77

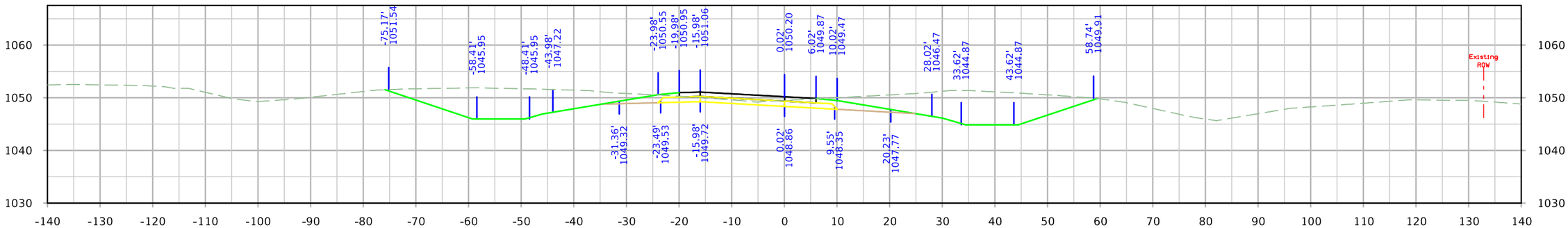

STA. 2533+50.00

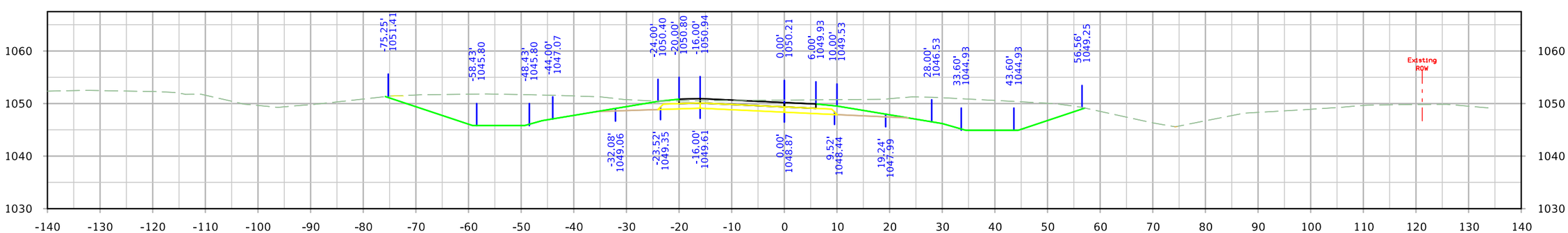

STA. 2533+25.00

FILE NO.	ENGLISH	DESIGN TEAM Iowa DOT/HR Green	MONONA COUNTY	PROJECT NUMBER STP-175-1(95)--2C-67	SHEET NUMBER Y.28

5:50:34 PM 8/10/2023 rtyrrel \\hrgreen.com\HRG\Data\2020\200200.15\CAD\Design\CADD_Files\Sheet_Files\SHT_6717502021_Y02_Z06.dgn

IA 175 Ramp B

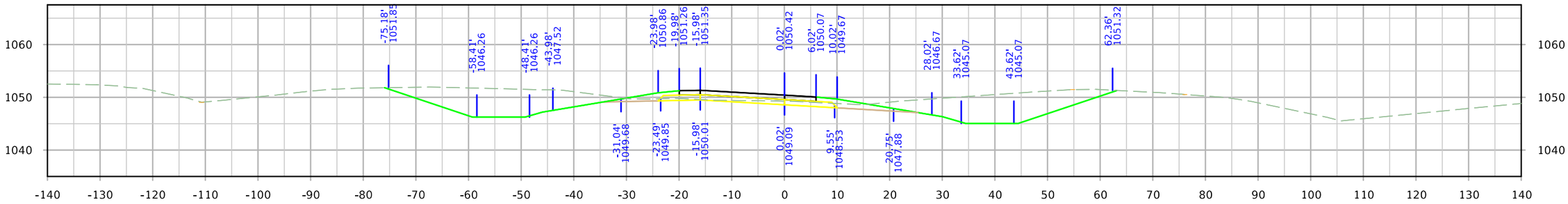

STA. 2534+25.00

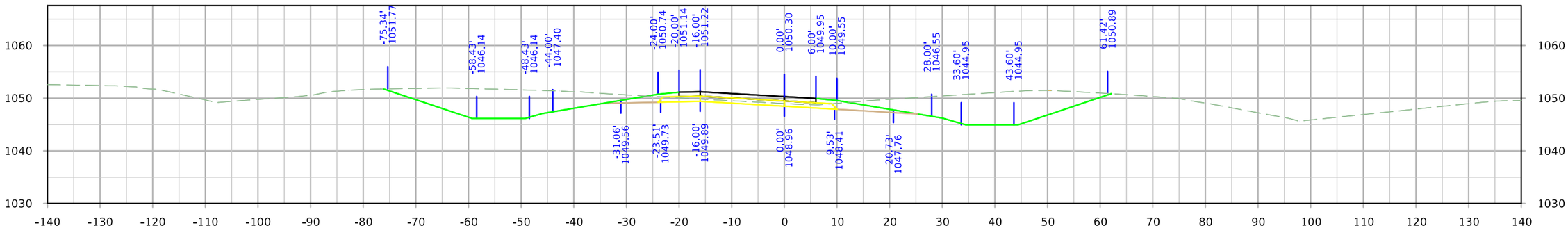

STA. 2534+00.00

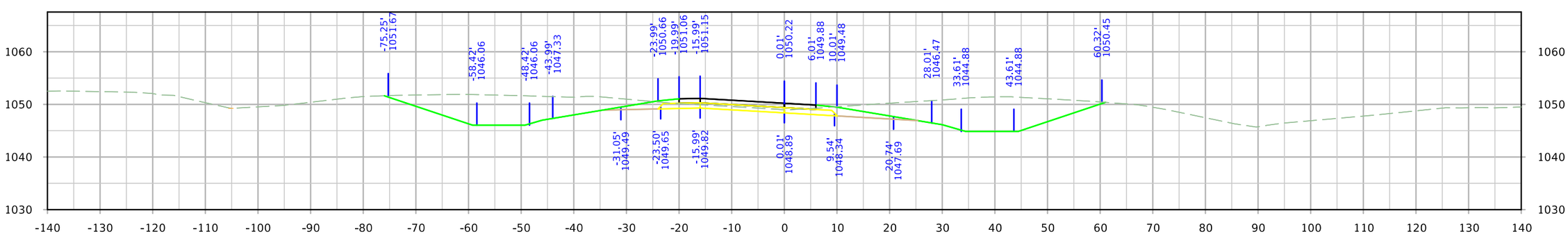

STA. 2533+75.00

FILE NO.	ENGLISH	DESIGN TEAM Iowa DOT/HR Green	MONONA COUNTY	PROJECT NUMBER STP-175-1(95)--2C-67	SHEET NUMBER Y.29

5:50:36 PM 8/10/2023 rtyrrel \\hrgreen.com\HRG\Data\2020\200200.15\CAD\Design\CADD_Files\Sheet_Files\SHT_6717502021_Y02_Z06.dgn

IA 175 Ramp B

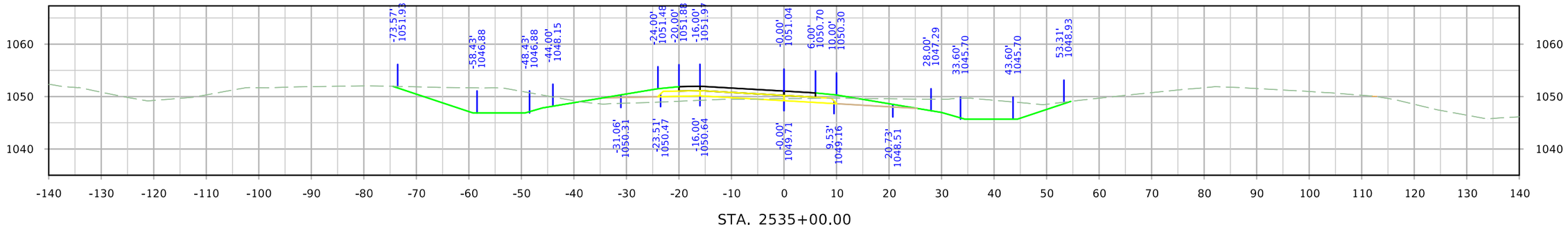

STA. 2535+00.00

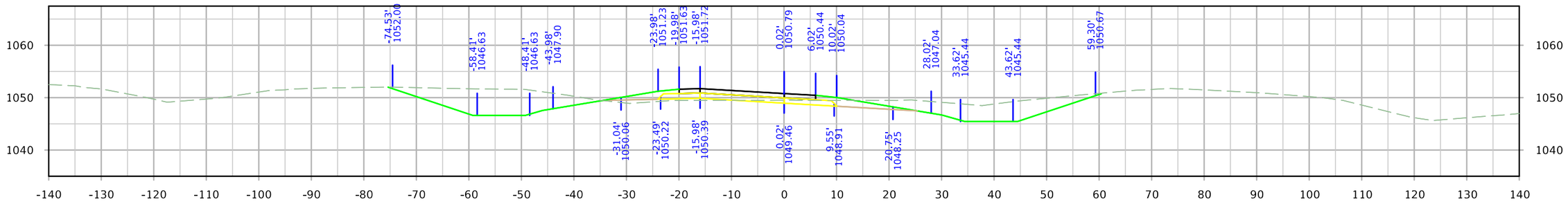

STA. 2534+75.00

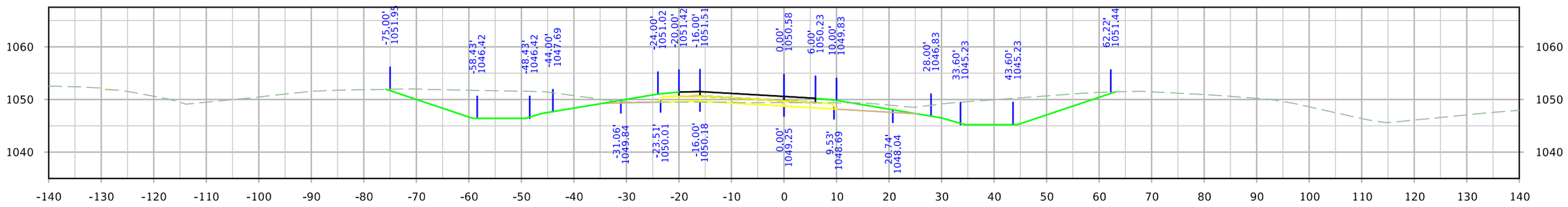

STA. 2534+50.00

FILE NO.	ENGLISH	DESIGN TEAM Iowa DOT/HR Green	MONONA COUNTY	PROJECT NUMBER STP-175-1(95)--2C-67	SHEET NUMBER Y.30

5:50:38 PM 8/10/2023 rtyrrel \\hrgreen.com\HRG\Data\2020\200200.15\CAD\Design\CADD_Files\Sheet_Files\SHT_6717502021_Y02_Z06.dgn

IA 175 Ramp B

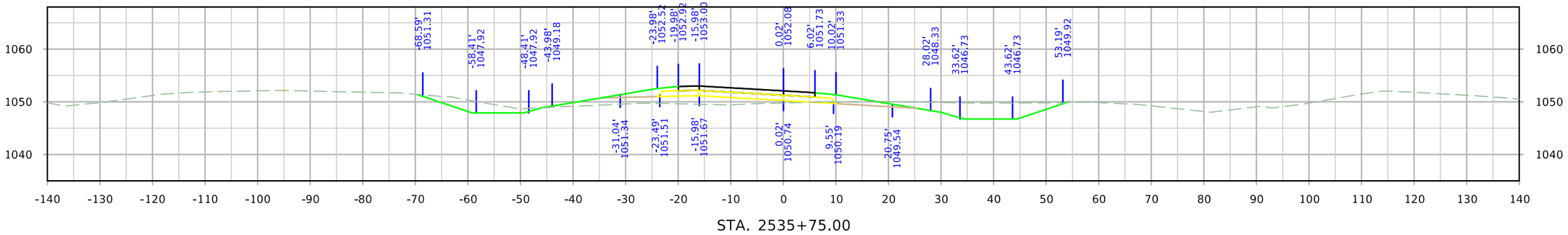

STA. 2535+75.00

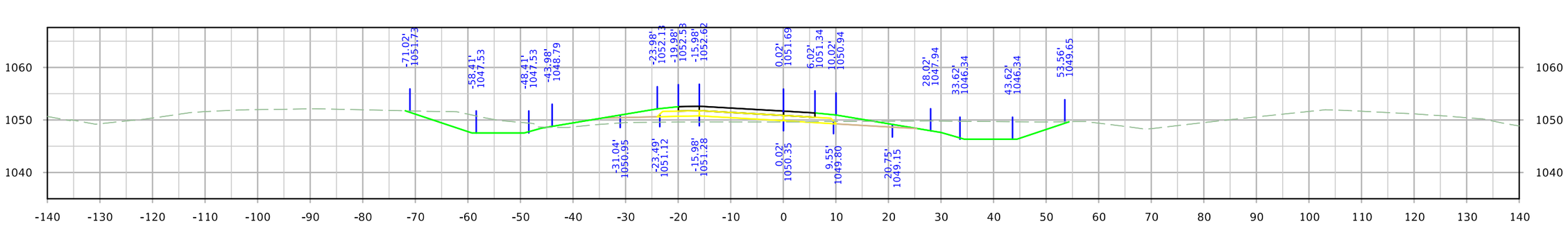

STA. 2535+50.00

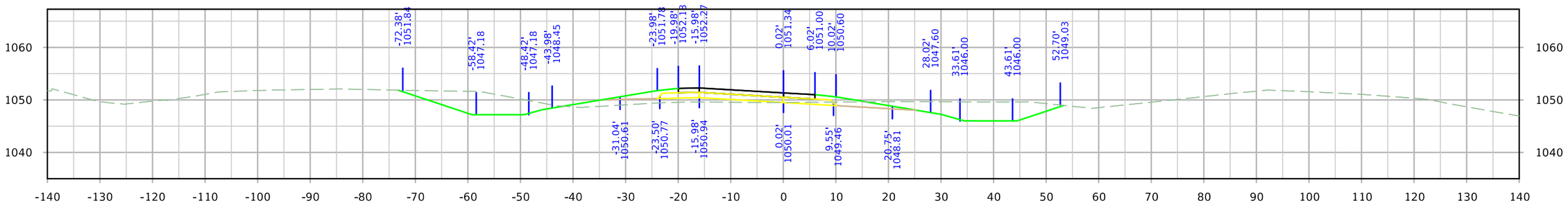

STA. 2535+25.00

FILE NO.	ENGLISH	DESIGN TEAM Iowa DOT/HR Green	MONONA COUNTY	PROJECT NUMBER STP-175-1(95)--2C-67	SHEET NUMBER Y.31

5:50:39 PM 8/10/2023 rtyrrel \\hrgreen.com\HRG\Data\2020\200200.15\CAD\Design\CADD_Files\Sheet_Files\SHT_6717502021_Y02_Z06.dgn

IA 175 Ramp B

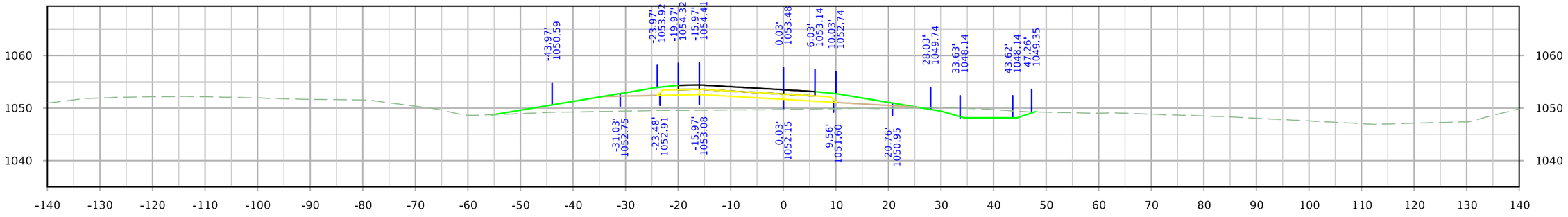

STA. 2536+50.00

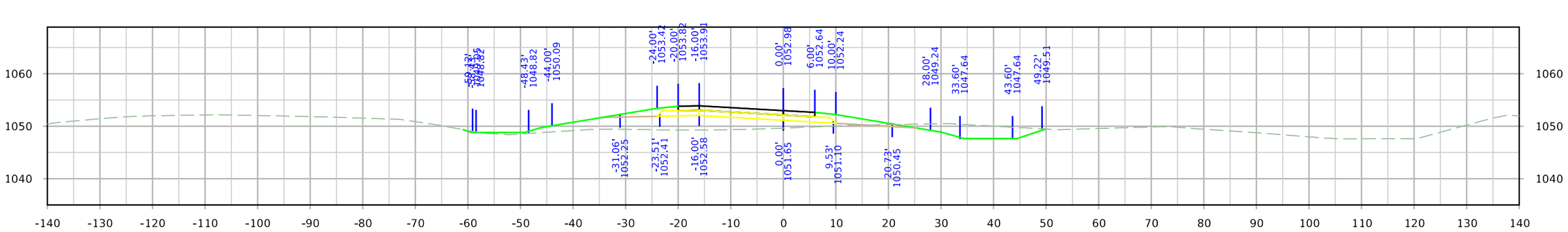

STA. 2536+25.00

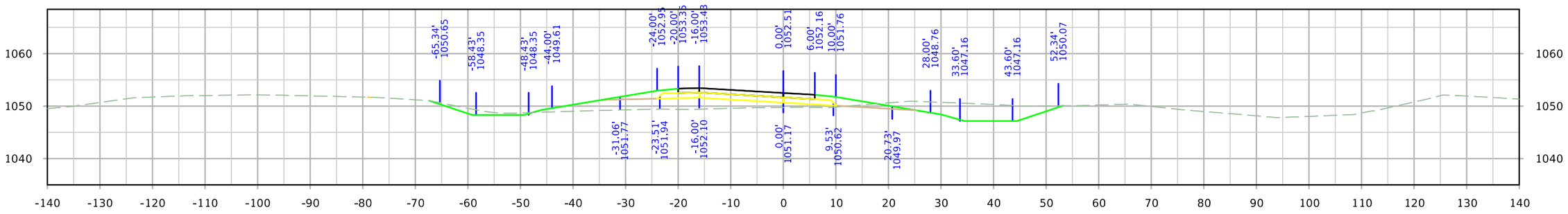

STA. 2536+00.00

FILE NO.	ENGLISH	DESIGN TEAM Iowa DOT/HR Green	MONONA COUNTY	PROJECT NUMBER STP-175-1(95)--2C-67	SHEET NUMBER Y.32

5:50:41 PM 8/10/2023 rtyrrel \\hrgreen.com\HRG\Data\2020\200200.15\CAD\Design\CADD_Files\Sheet_Files\SHT_6717502021_Y02_Z06.dgn

IA 175 Ramp B

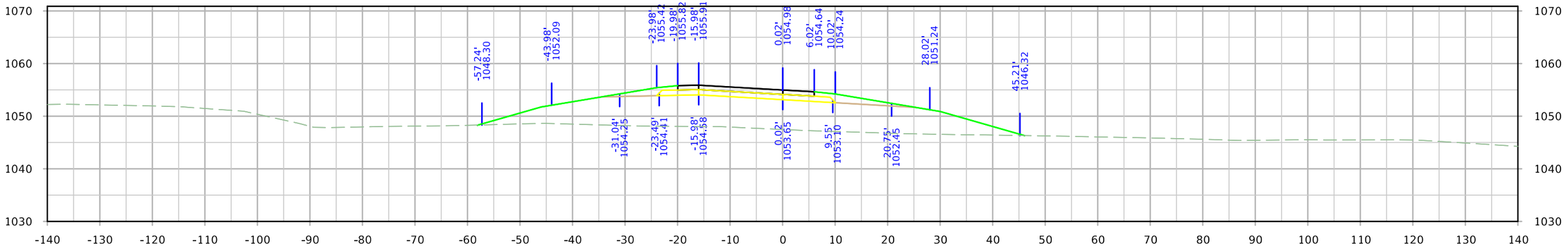

STA. 2537+25.00

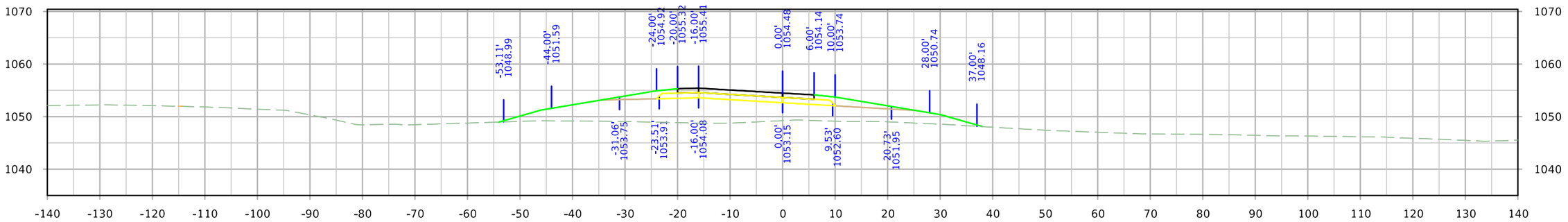

STA. 2537+00.00

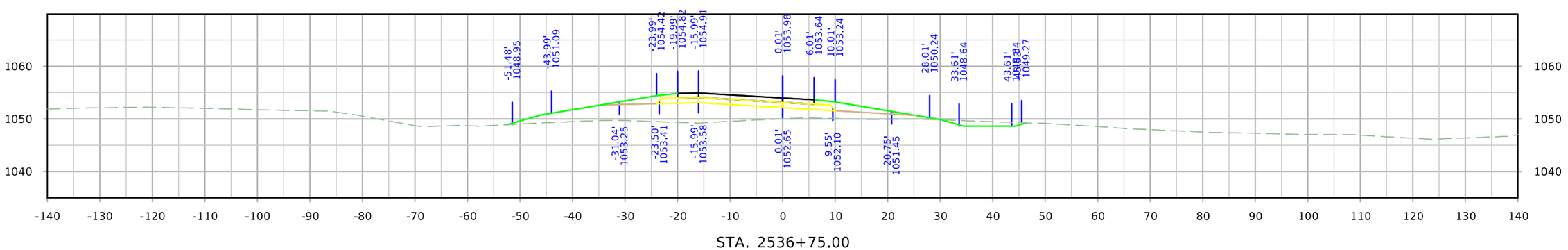

STA. 2536+75.00

FILE NO.	ENGLISH	DESIGN TEAM Iowa DOT/HR Green	MONONA COUNTY	PROJECT NUMBER STP-175-1(95)--2C-67	SHEET NUMBER Y.33

5:50:42 PM 8/10/2023 rtyrrel \\hrgreen.com\HRG\Data\2020\200200.15\CAD\Design\CADD_Files\Sheet_Files\SHT_6717502021_Y02_Z06.dgn

IA 175 Ramp B

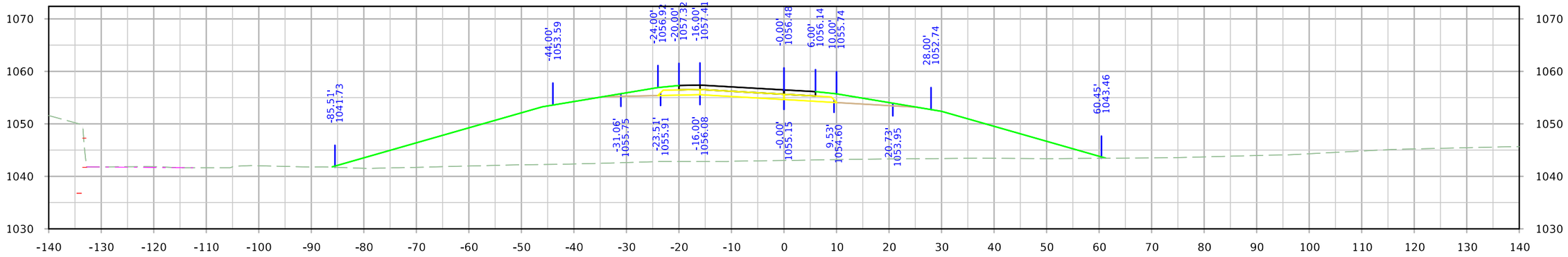

STA. 2538+00.00

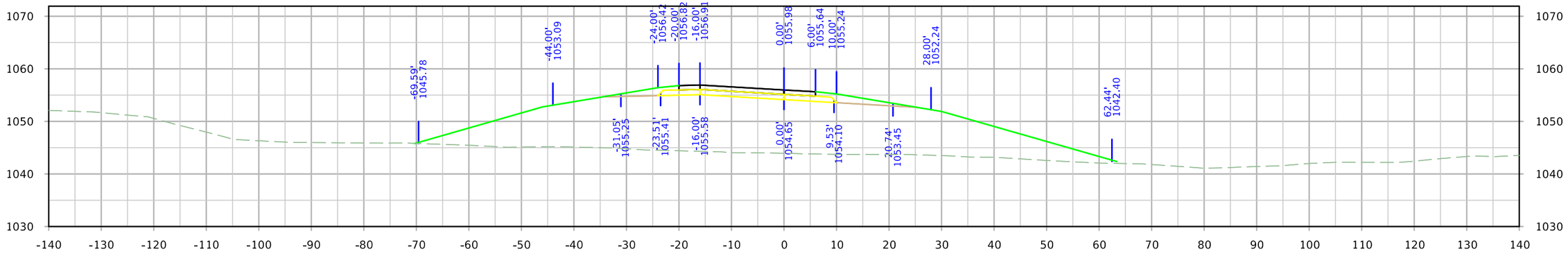

STA. 2537+75.00

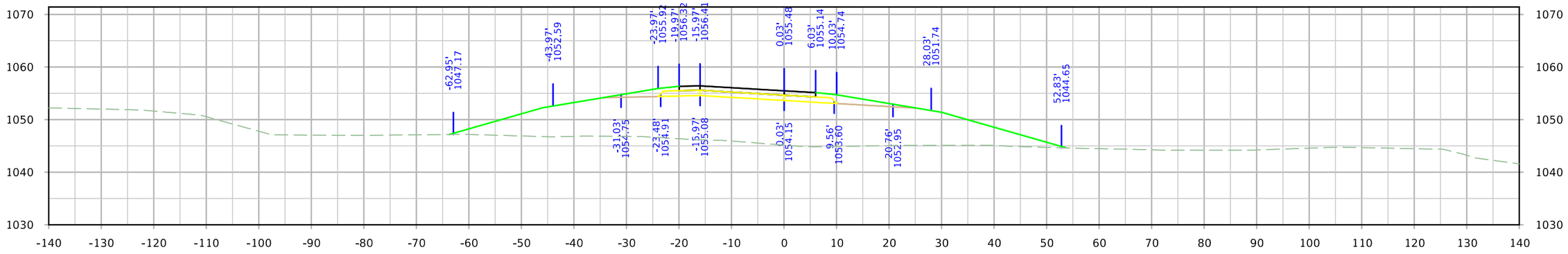

STA. 2537+50.00

FILE NO.	ENGLISH	DESIGN TEAM Iowa DOT/HR Green	MONONA COUNTY	PROJECT NUMBER STP-175-1(95)--2C-67	SHEET NUMBER Y.34

5:50:44 PM 8/10/2023 rtyrrel \\hrgreen.com\HRG\Data\2020\200200.15\CAD\Design\CADD_Files\Sheet_Files\SHT_6717502021_Y02_Z06.dgn

IA 175 Ramp B

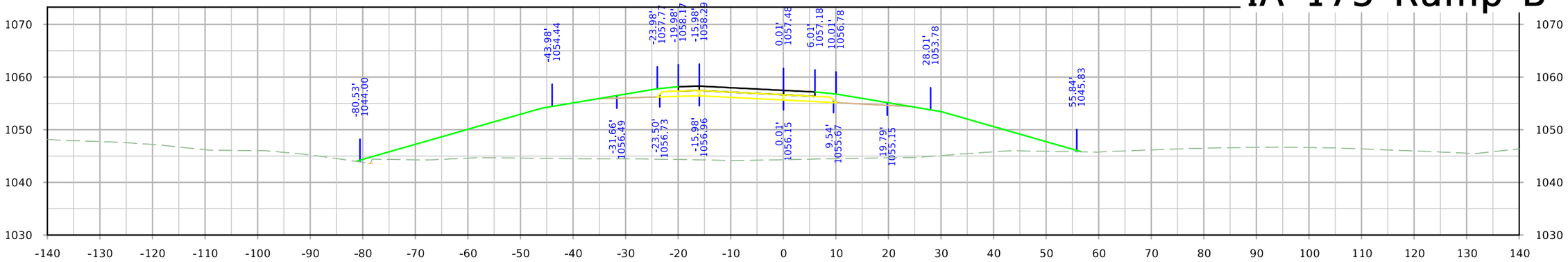

STA. 2538+50.00

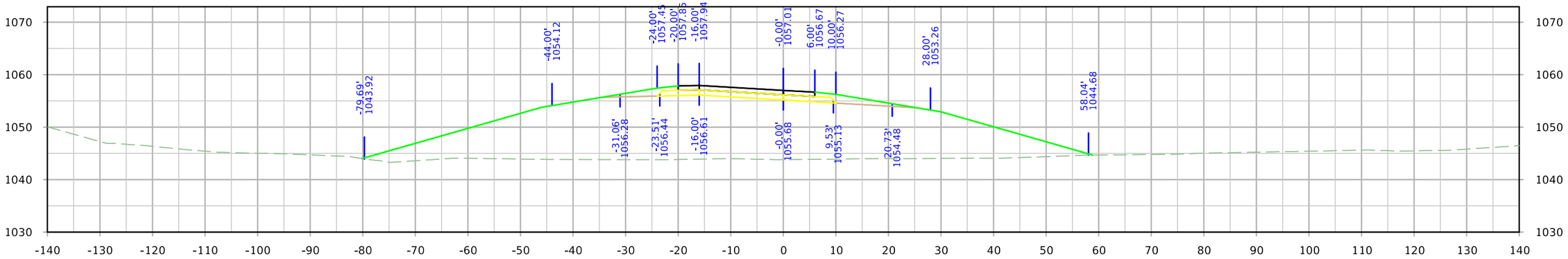

STA. 2538+26.47

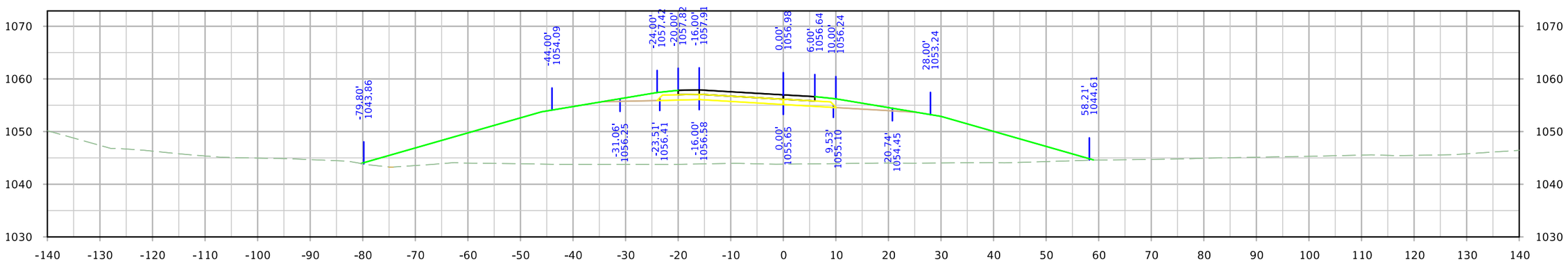

STA. 2538+25.00

FILE NO.	ENGLISH	DESIGN TEAM Iowa DOT/HR Green	MONONA COUNTY	PROJECT NUMBER STP-175-1(95)--2C-67	SHEET NUMBER Y.35

5:50:46 PM 8/10/2023 rtyrrel \\hrgreen.com\HRG\Data\2020\200200.15\CAD\Design\CADD_Files\Sheet_Files\SHT_6717502021_Y02_Z06.dgn

IA 175 Ramp B

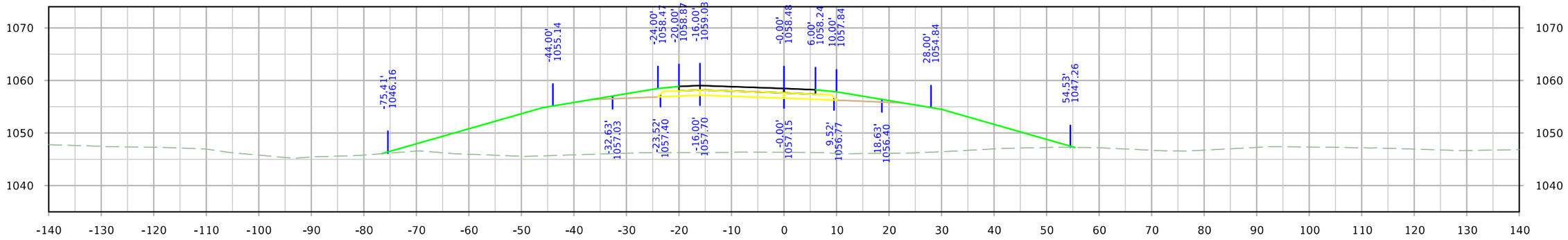

STA. 2539+00.00

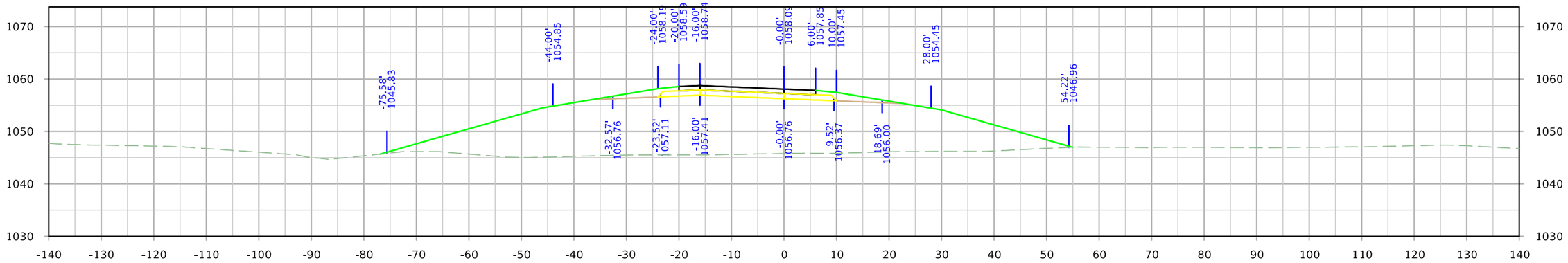

STA. 2538+80.47

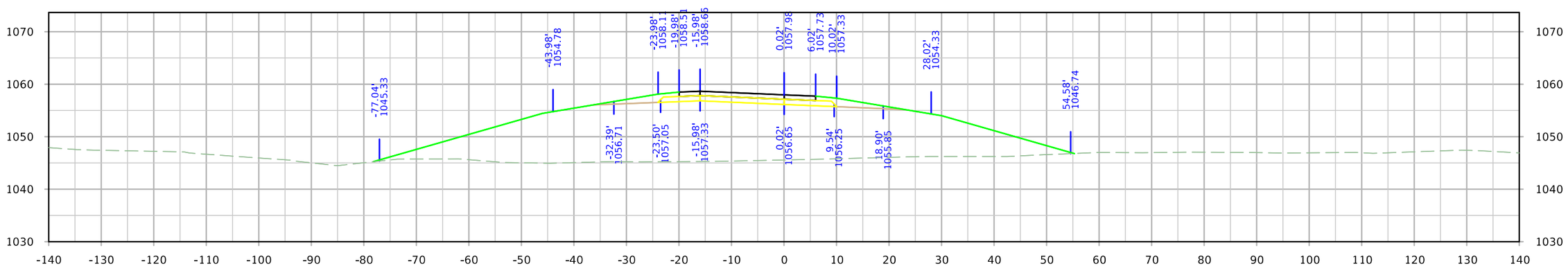

STA. 2538+75.00

FILE NO.	ENGLISH	DESIGN TEAM Iowa DOT/HR Green	MONONA COUNTY	PROJECT NUMBER STP-175-1(95)--2C-67	SHEET NUMBER Y.36

5:50:47 PM 8/10/2023 rtyrrel \\hrgreen.com\HRG\Data\2020\200200.15\CAD\Design\CADD_Files\Sheet_Files\SHT_6717502021_Y02_Z06.dgn

IA 175 Ramp B

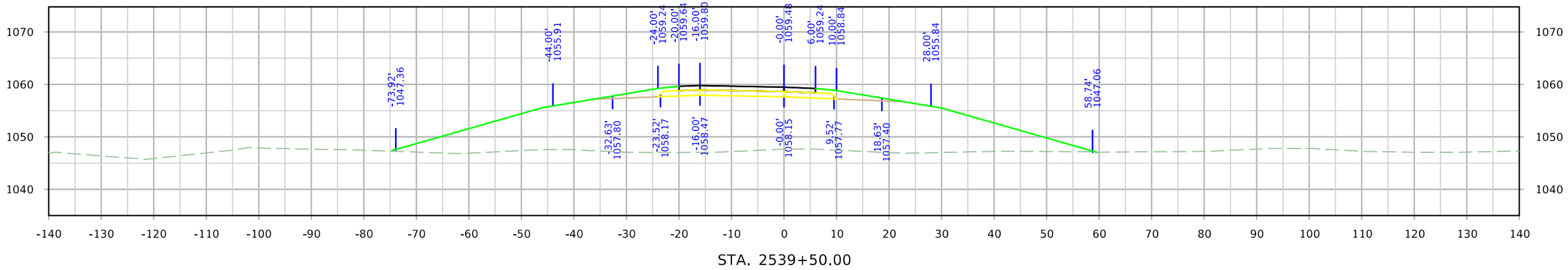

STA. 2539+50.00

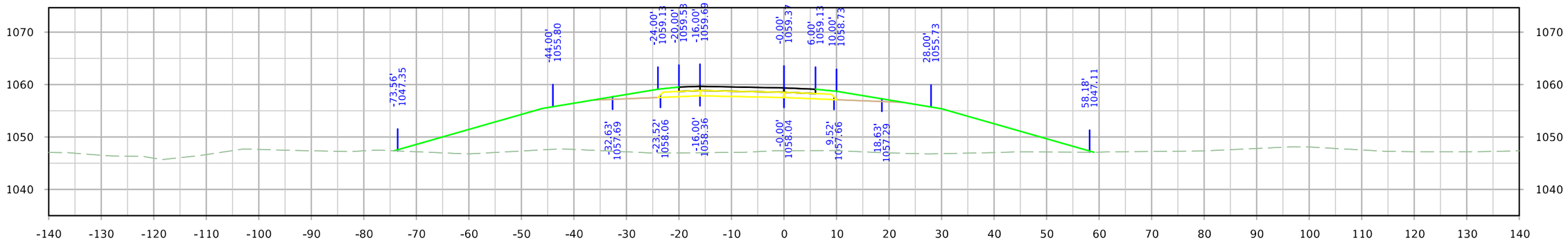

STA. 2539+44.47

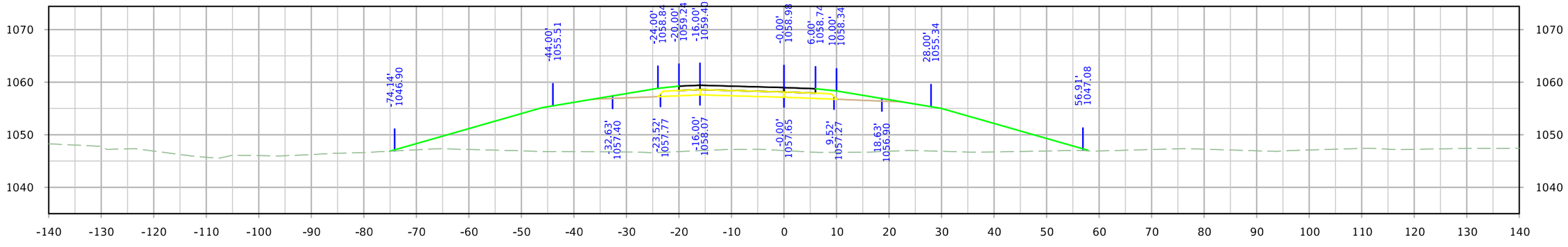

STA. 2539+25.00

FILE NO.	ENGLISH	DESIGN TEAM Iowa DOT/HR Green	MONONA COUNTY	PROJECT NUMBER STP-175-1(95)--2C-67	SHEET NUMBER Y.37

5:50:49 PM 8/10/2023 rtyrrel \\hrgreen.com\HRG\Data\2020\200200.15\CAD\Design\CADD_Files\Sheet_Files\SHT_6717502021_Y02_Z06.dgn

IA 175 Ramp B

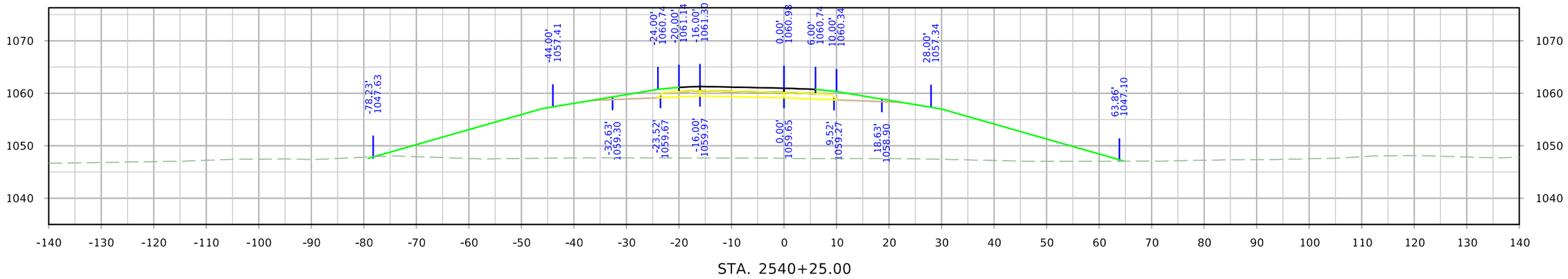

STA. 2540+25.00

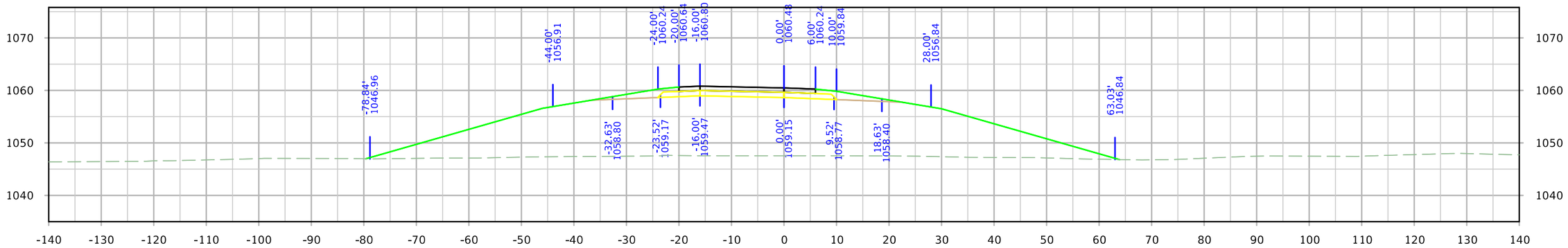

STA. 2540+00.00

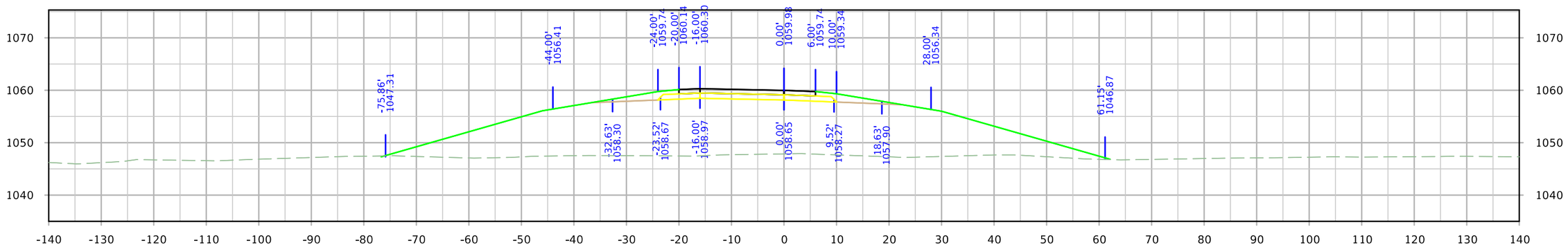

STA. 2539+75.00

FILE NO.	ENGLISH	DESIGN TEAM Iowa DOT/HR Green	MONONA COUNTY	PROJECT NUMBER STP-175-1(95)--2C-67	SHEET NUMBER Y.38

5:50:50 PM 8/10/2023 rtyrrel \\hrgreen.com\HRG\Data\2020\200200.15\CAD\Design\CADD_Files\Sheet_Files\SHT_6717502021_Y02_Z06.dgn

IA 175 Ramp B

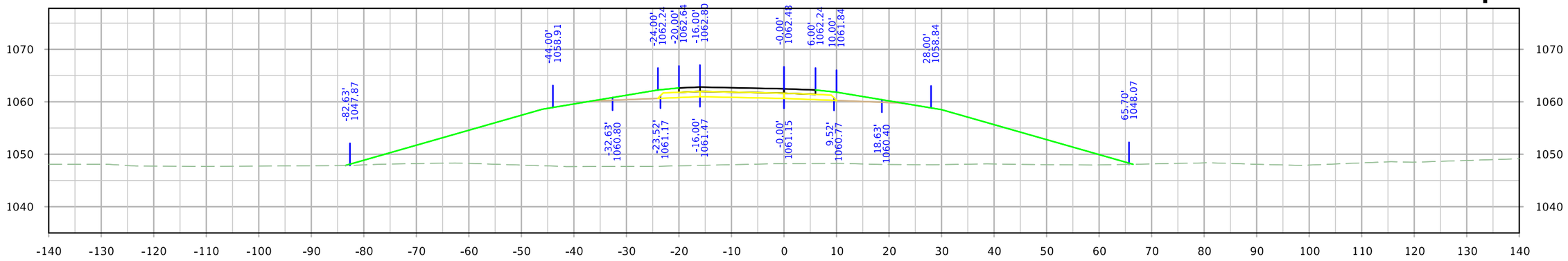

STA. 2541+00.00

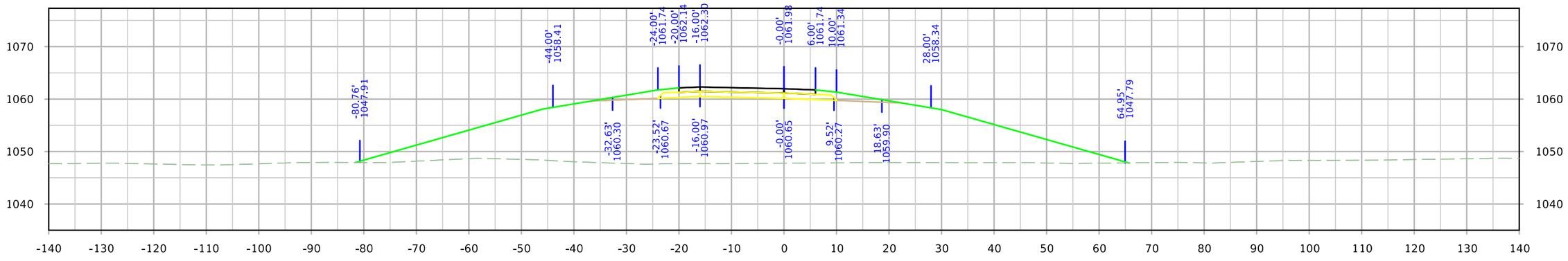

STA. 2540+75.00

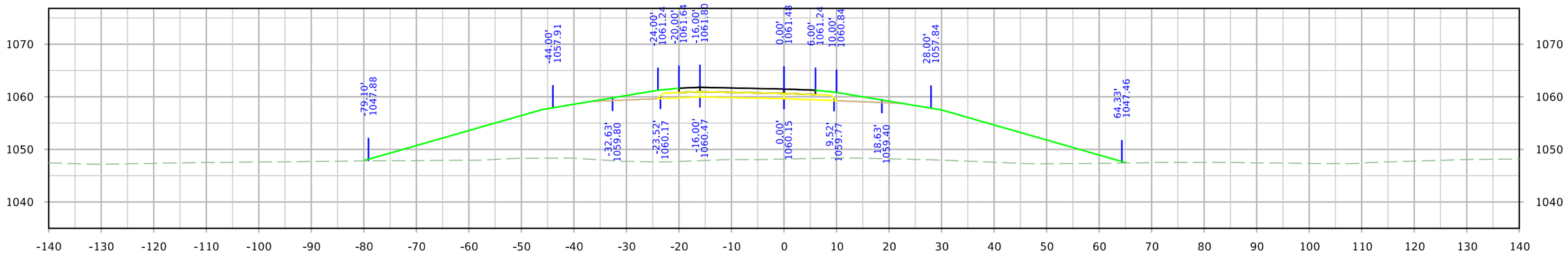

STA. 2540+50.00

FILE NO.	ENGLISH	DESIGN TEAM Iowa DOT/HR Green	MONONA COUNTY	PROJECT NUMBER STP-175-1(95)--2C-67	SHEET NUMBER Y.39

5:50:52 PM 8/10/2023 rtyrrel \\hrgreen.com\HRG\Data\2020\200200.15\CAD\Design\CADD_Files\Sheet_Files\SHT_6717502021_Y02_Z06.dgn

IA 175 Ramp B

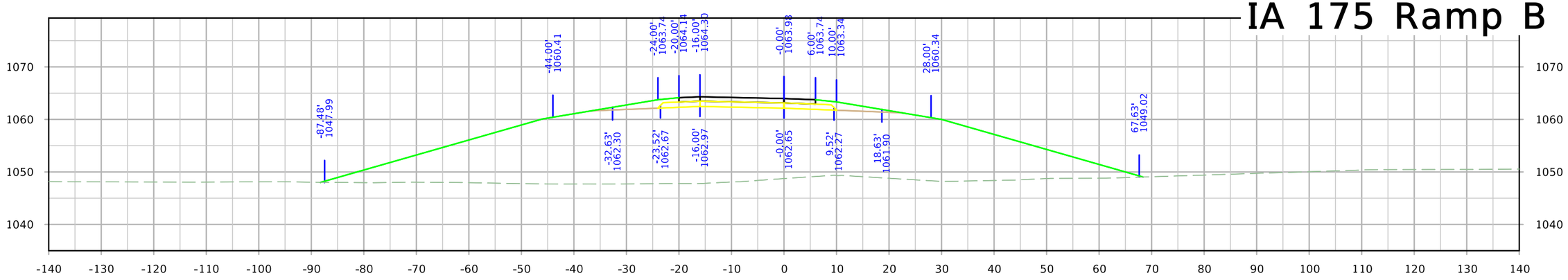

STA. 2541+75.00

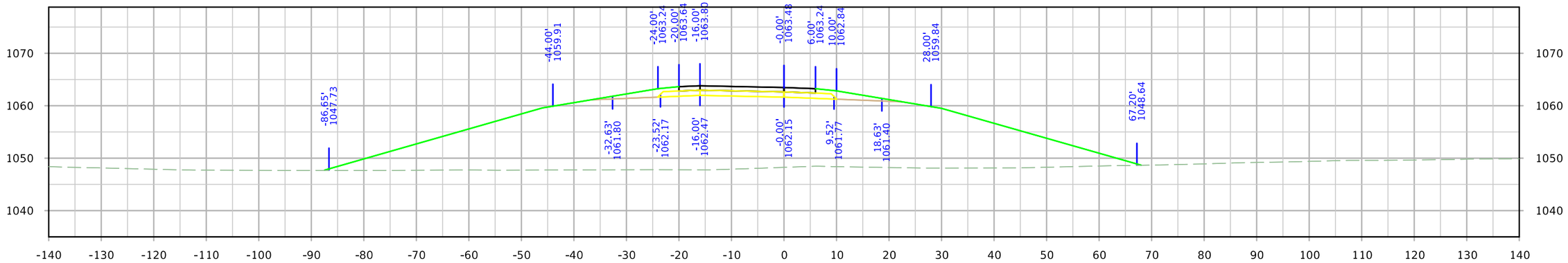

STA. 2541+50.00

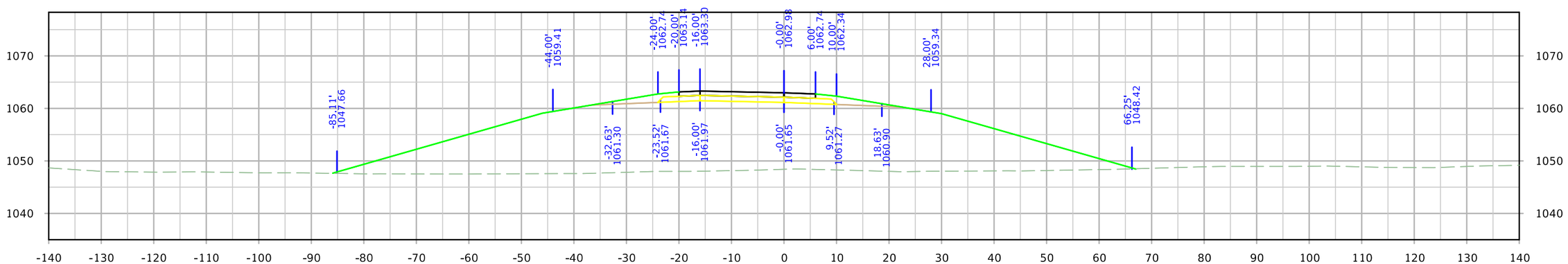

STA. 2541+25.00

FILE NO.	ENGLISH	DESIGN TEAM Iowa DOT/HR Green	MONONA COUNTY	PROJECT NUMBER STP-175-1(95)--2C-67	SHEET NUMBER Y.40

5:50:53 PM 8/10/2023 rtyrrel \\hrgreen.com\HRG\Data\2020\200200.15\CAD\Design\CADD_Files\Sheet_Files\SHT_6717502021_Y02_Z06.dgn

IA 175 Ramp B

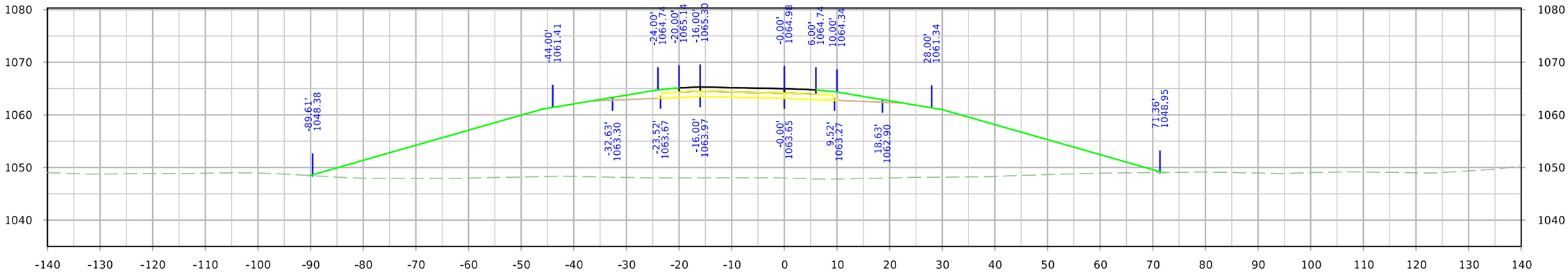

STA. 2542+25.00

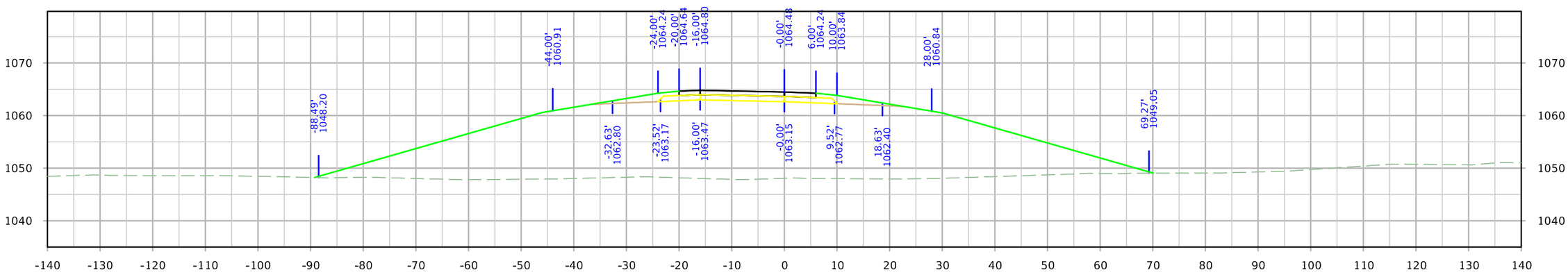

STA. 2542+00.00

FILE NO.	ENGLISH	DESIGN TEAM Iowa DOT/HR Green	MONONA COUNTY	PROJECT NUMBER STP-175-1(95)--2C-67	SHEET NUMBER Y.41

5:50:55 PM 8/10/2023 rtyrrel \\hrgreen.com\HRG\Data\2020\200200.15\CAD\Design\CADD_Files\Sheet_Files\SHT_6717502021_Y02_Z06.dgn

IA 175 Ramp B

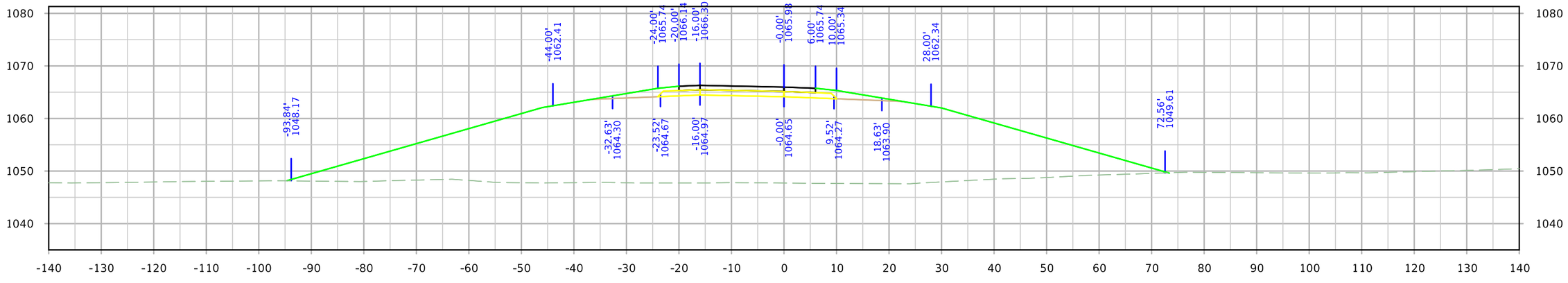

STA. 2542+75.00

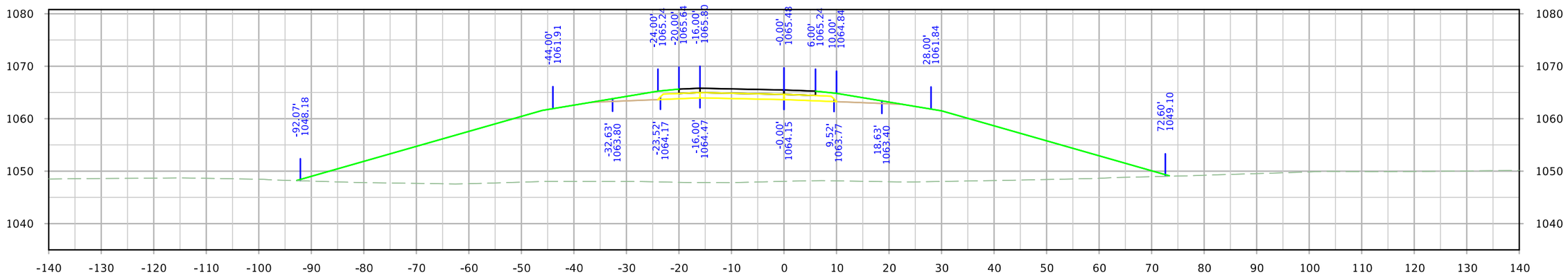

STA. 2542+50.00

FILE NO.	ENGLISH	DESIGN TEAM Iowa DOT/HR Green	MONONA COUNTY	PROJECT NUMBER STP-175-1(95)--2C-67	SHEET NUMBER Y.42

5:50:56 PM 8/10/2023 rtyrrel \\hrgreen.com\HRG\Data\2020\200200.15\CAD\Design\CADD_Files\Sheet_Files\SHT_6717502021_Y02_Z06.dgn

IA 175 Ramp B

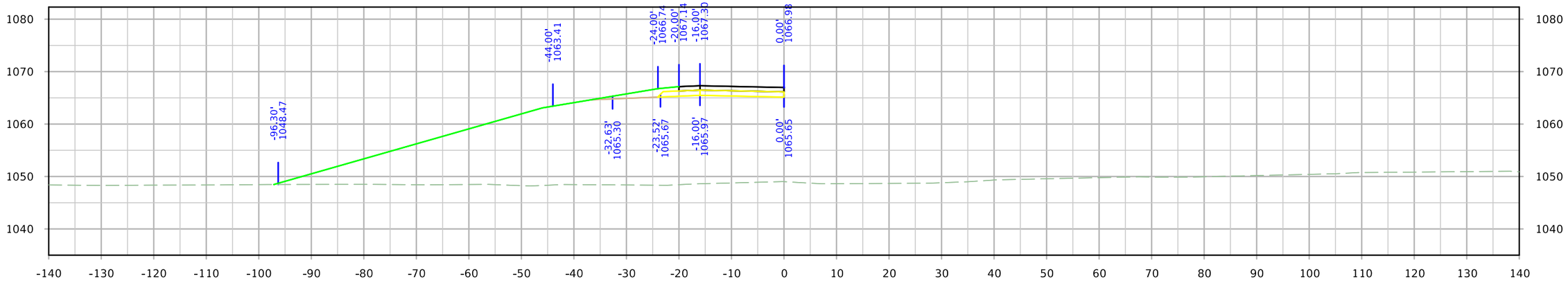

STA. 2543+25.00

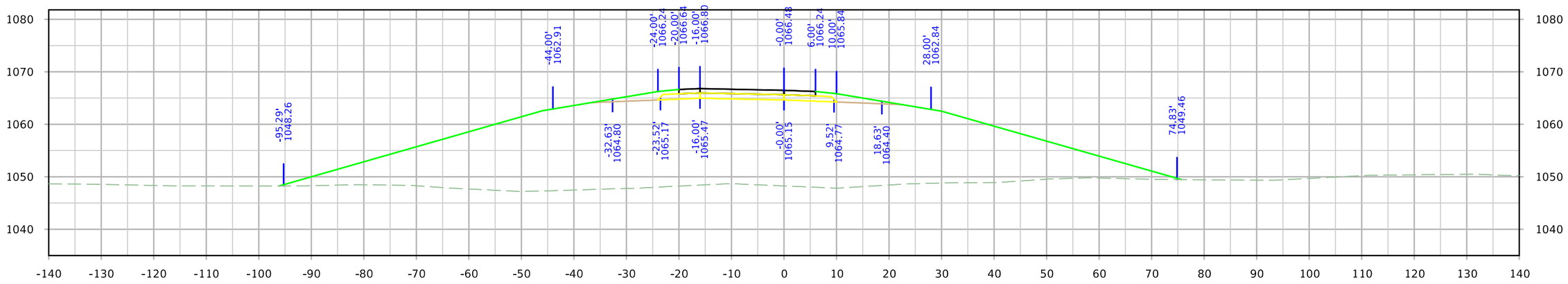

STA. 2543+00.00

FILE NO.	ENGLISH	DESIGN TEAM Iowa DOT/HR Green	MONONA COUNTY	PROJECT NUMBER STP-175-1(95)--2C-67	SHEET NUMBER Y.43

5:50:57 PM 8/10/2023 rtyrrel \\hrgreen.com\HRG\Data\2020\200200.15\CAD\Design\CADD_Files\Sheet_Files\SHT_6717502021_Y02_Z06.dgn

IA 175 Ramp B

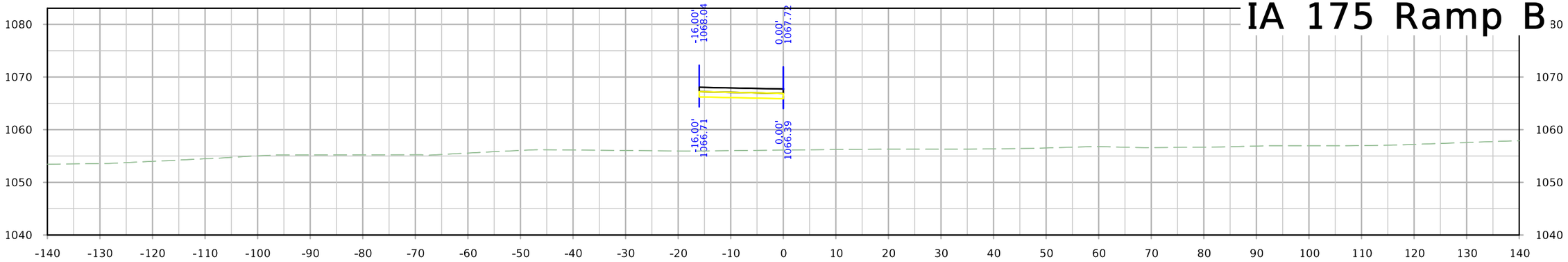

STA. 2543+61.91

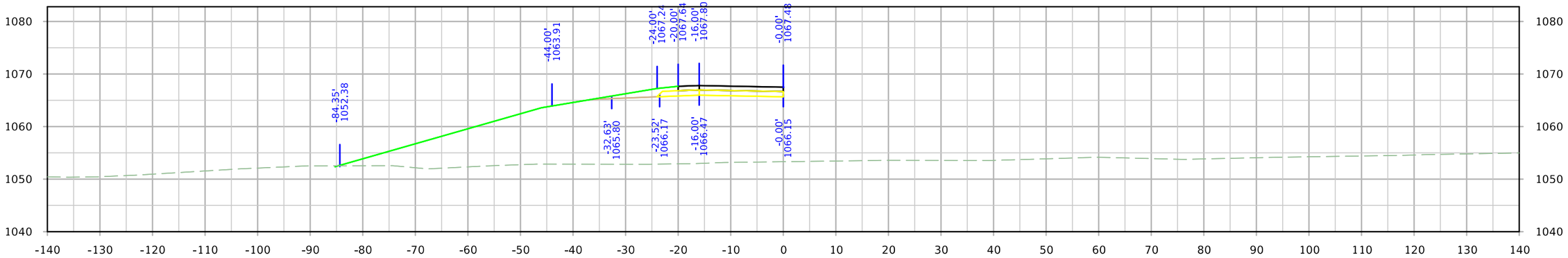

STA. 2543+50.00

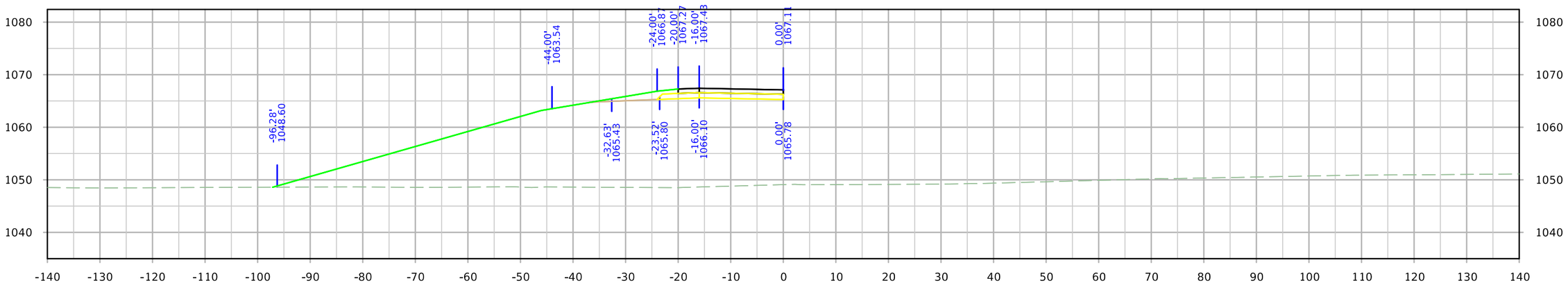

STA. 2543+31.33

FILE NO.	ENGLISH	DESIGN TEAM Iowa DOT/HR Green	MONONA COUNTY	PROJECT NUMBER STP-175-1(95)--2C-67	SHEET NUMBER Y.44

5:50:59 PM 8/10/2023 rtyrrel \\hrgreen.com\HRG\Data\2020\200200.15\CAD\Design\CADD_Files\Sheet_Files\SHT_6717502021_Y02_Z06.dgn

IA 175 Ramp B

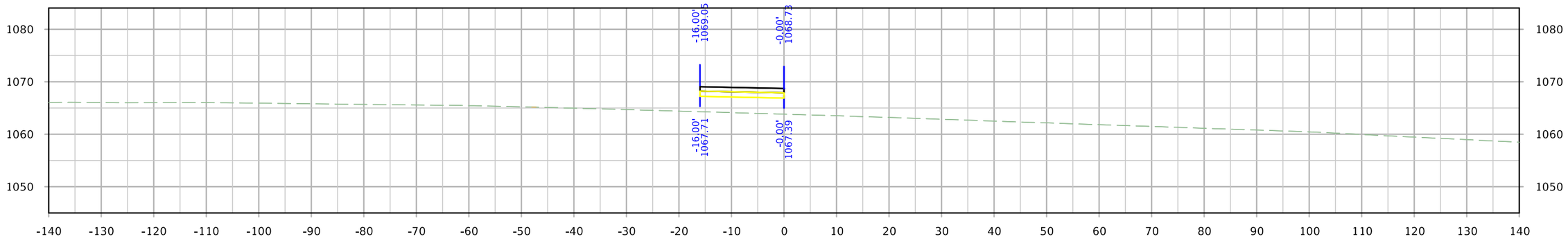

STA. 2544+12.09

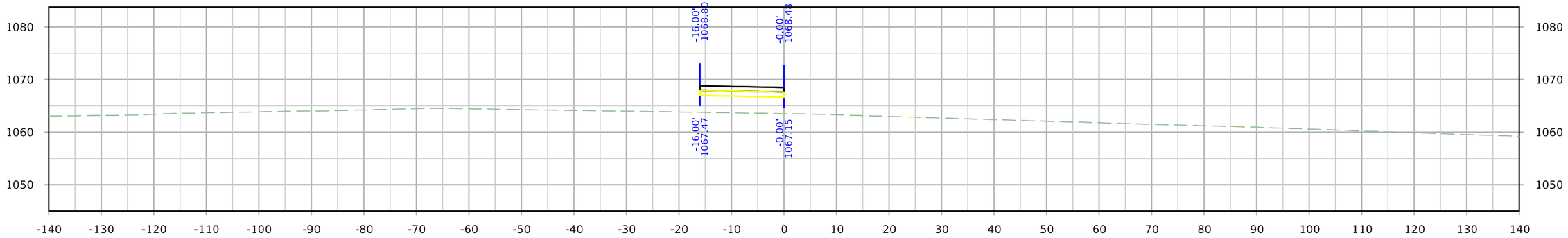

STA. 2544+00.00

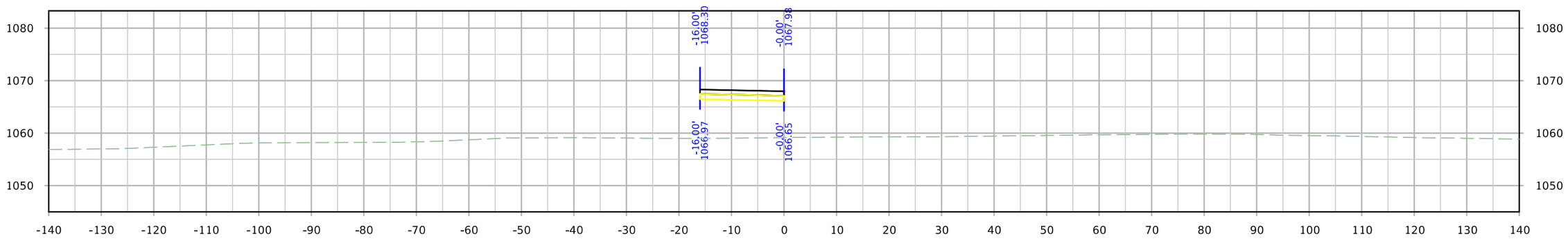

STA. 2543+75.00

FILE NO.	ENGLISH	DESIGN TEAM Iowa DOT/HR Green	MONONA COUNTY	PROJECT NUMBER STP-175-1(95)--2C-67	SHEET NUMBER Y.45

5:51:00 PM 8/10/2023 rtyrrel \\hrgreen.com\HRG\Data\2020\200200.15\CAD\Design\CADD_Files\Sheet_Files\SHT_6717502021_Y02_Z06.dgn

IA 175 Ramp B

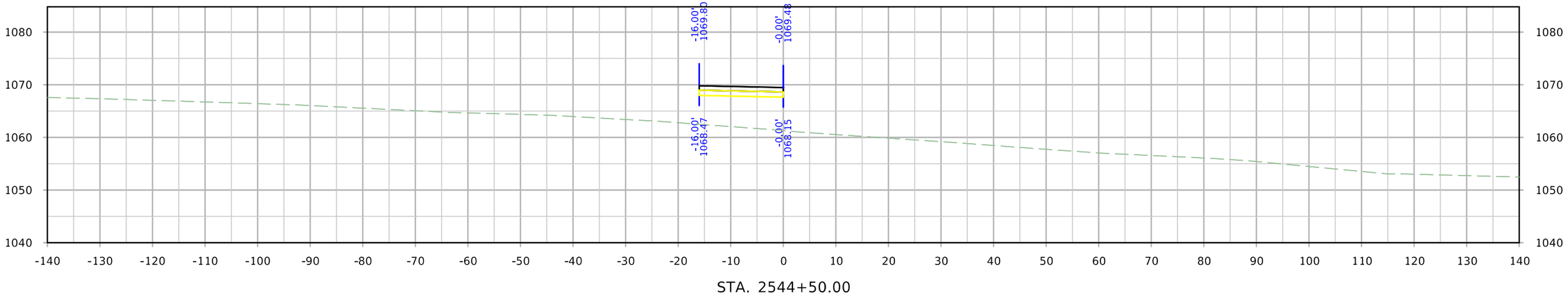

STA. 2544+50.00

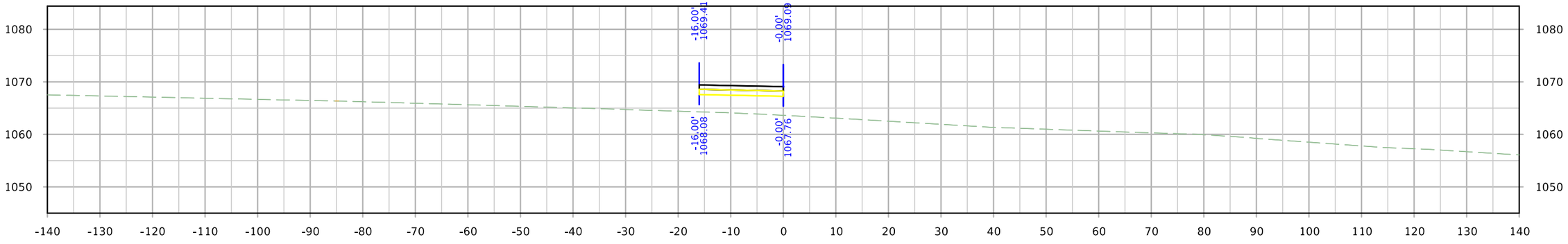

STA. 2544+30.55

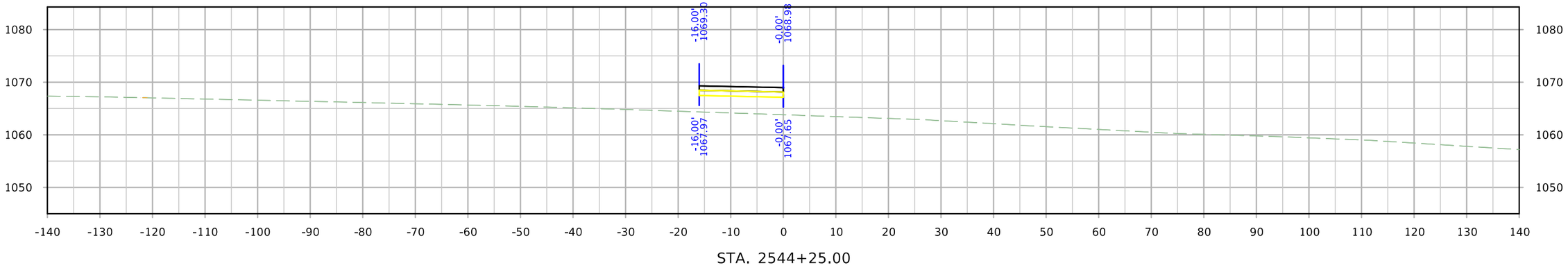

STA. 2544+25.00

FILE NO.	ENGLISH	DESIGN TEAM Iowa DOT/HR Green	MONONA COUNTY	PROJECT NUMBER STP-175-1(95)--2C-67	SHEET NUMBER Y.46

5:51:01 PM 8/10/2023 rtyrrel \\hrgreen.com\HRG\Data\2020\200200.15\CAD\Design\CADD_Files\Sheet_Files\SHT_6717502021_Y02_Z06.dgn

IA 175 Ramp B

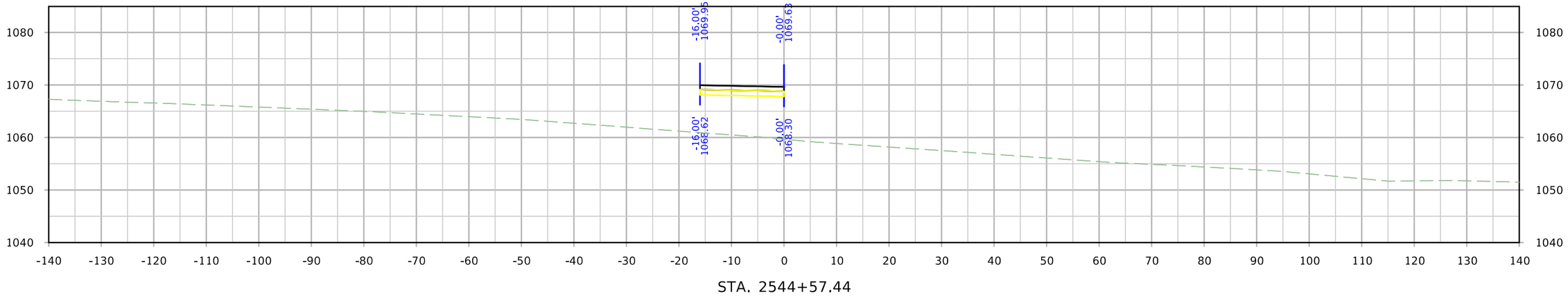

STA. 2544+57.44

FILE NO.	ENGLISH	DESIGN TEAM Iowa DOT/HR Green	MONONA COUNTY	PROJECT NUMBER STP-175-1(95)--2C-67	SHEET NUMBER Y.47

5:51:02 PM 8/10/2023 rtyrrel \\hrgreen.com\HRG\Data\2020\200200.15\CAD\Design\CADD_Files\Sheet_Files\SHT_6717502021_Y02_Z06.dgn

IA 175 Ramp C

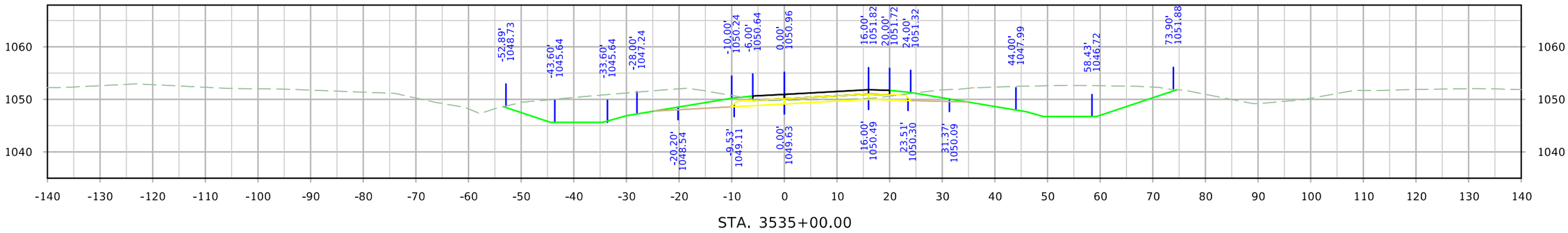

STA. 3535+00.00

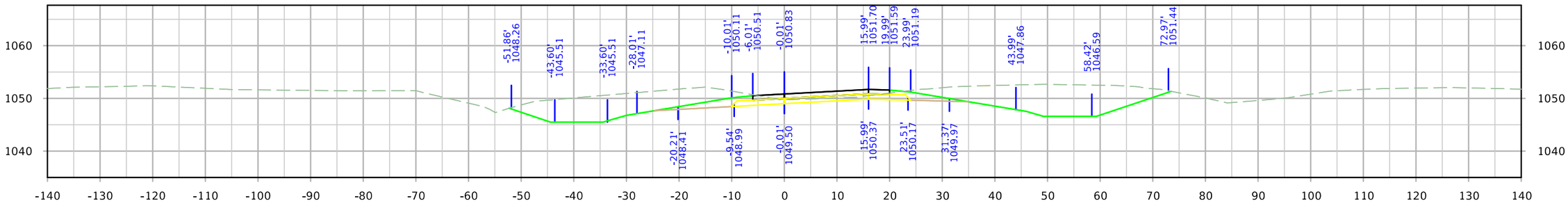

STA. 3534+75.00

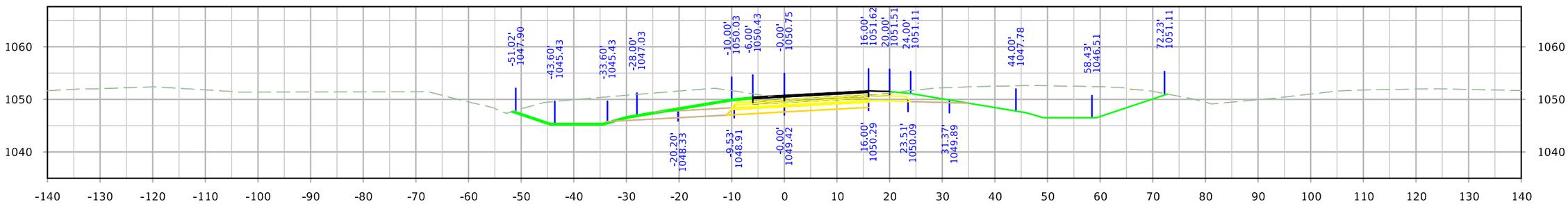

STA. 3534+58.92

FILE NO.	ENGLISH	DESIGN TEAM Iowa DOT/HR Green	MONONA COUNTY	PROJECT NUMBER STP-175-1(95)--2C-67	SHEET NUMBER Y.48

5:51:08 PM 8/10/2023 rtyrrel \\hrgreen.com\HRG\Data\2020\200200.15\CAD\Design\CADD_Files\Sheet_Files\SHT_6717502021_Y03_Z06.dgn

IA 175 Ramp C

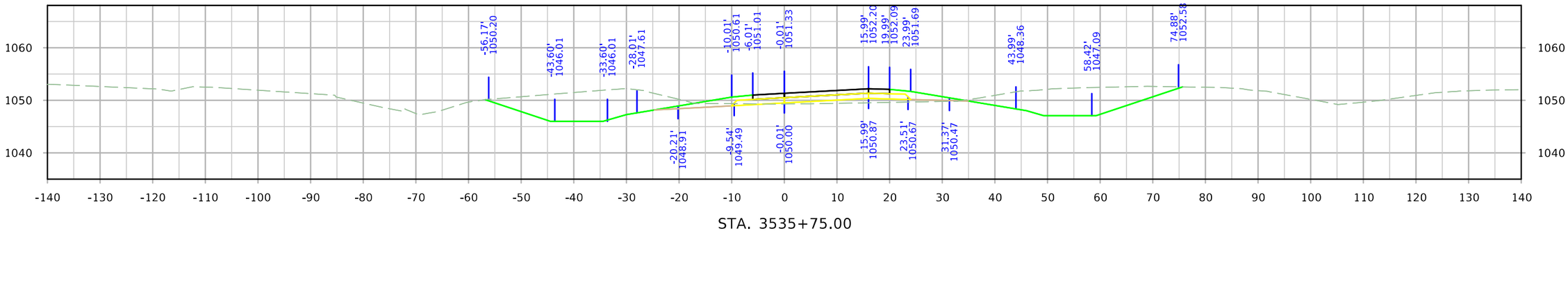

STA. 3535+75.00

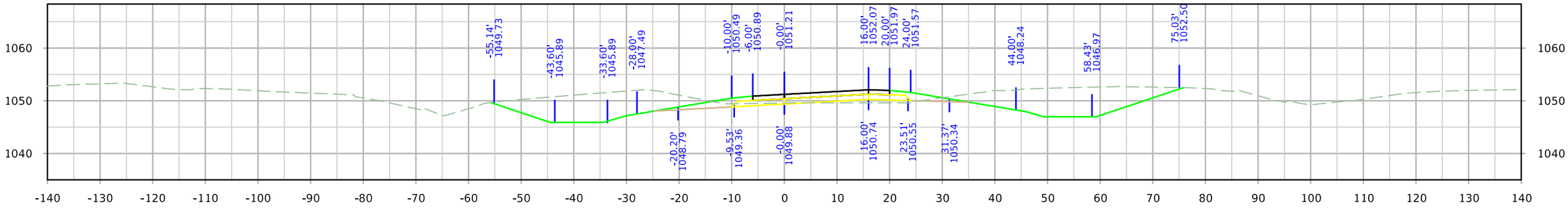

STA. 3535+50.00

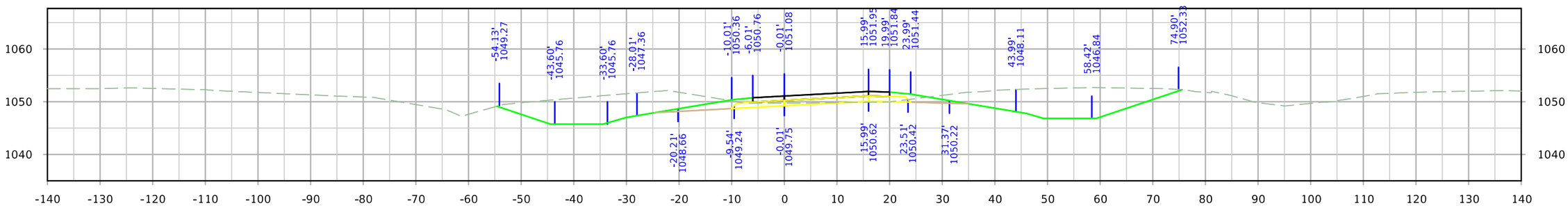

STA. 3535+25.00

FILE NO.	ENGLISH	DESIGN TEAM Iowa DOT/HR Green	MONONA COUNTY	PROJECT NUMBER STP-175-1(95)--2C-67	SHEET NUMBER Y.49

5:51:09 PM 8/10/2023 rtyrrel \\hrgreen.com\HRG\Data\2020\200200.15\CAD\Design\CADD_Files\Sheet_Files\SHT_6717502021_Y03_Z06.dgn

IA 175 Ramp C

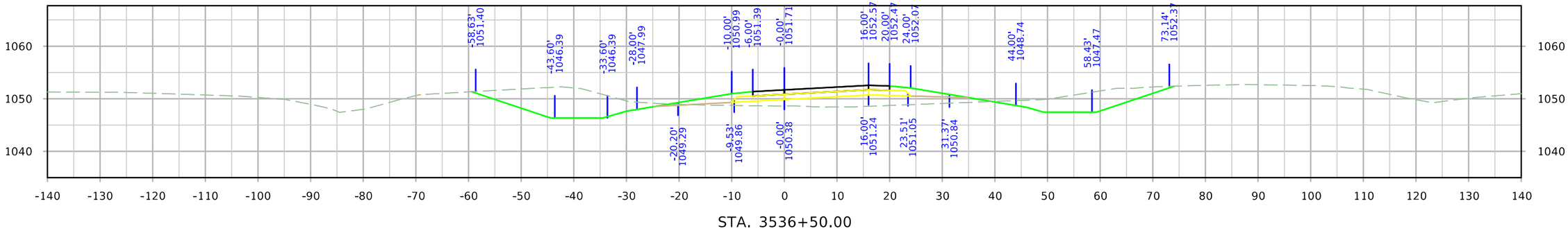

STA. 3536+50.00

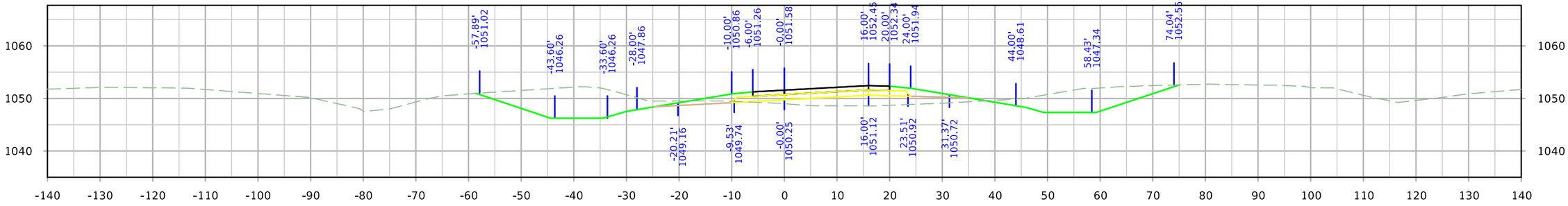

STA. 3536+25.00

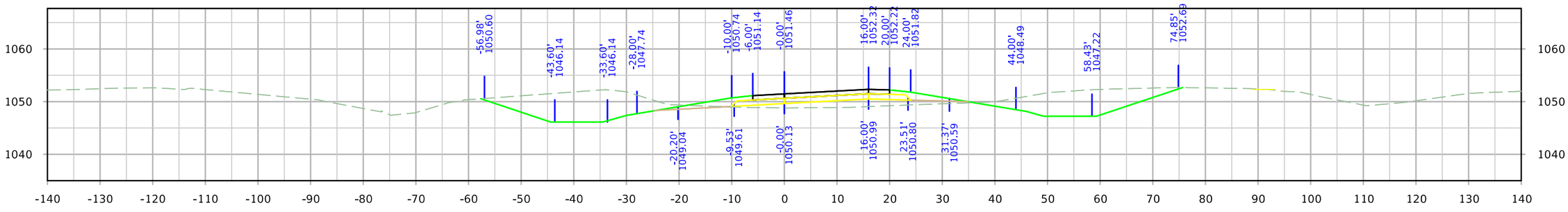

STA. 3536+00.00

FILE NO.	ENGLISH	DESIGN TEAM Iowa DOT/HR Green	MONONA COUNTY	PROJECT NUMBER STP-175-1(95)--2C-67	SHEET NUMBER Y.50

5:51:11 PM 8/10/2023 rtyrrel \\hrgreen.com\HRG\Data\2020\200200.15\CAD\Design\CADD_Files\Sheet_Files\SHT_6717502021_Y03_Z06.dgn

IA 175 Ramp C

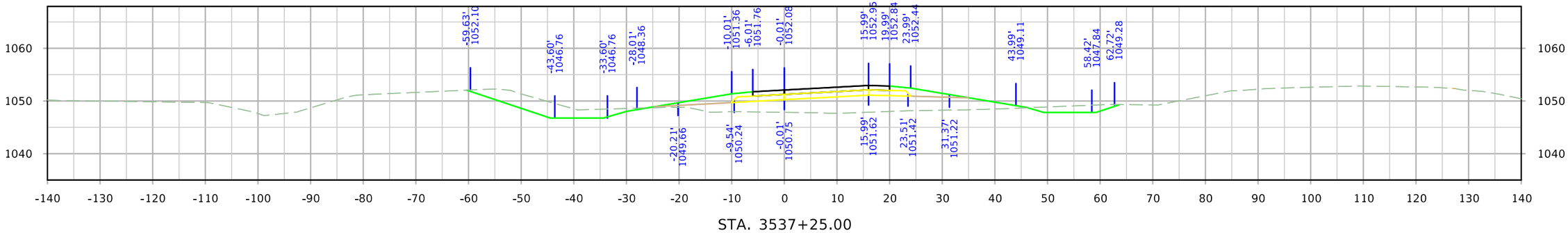

STA. 3537+25.00

STA. 3537+00.00

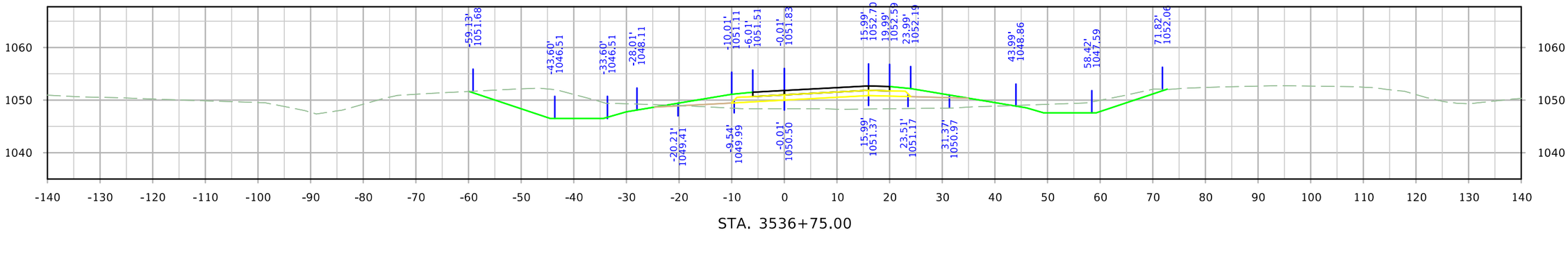

STA. 3536+75.00

FILE NO.	ENGLISH	DESIGN TEAM Iowa DOT/HR Green	MONONA COUNTY	PROJECT NUMBER STP-175-1(95)--2C-67	SHEET NUMBER Y.51

5:51:13 PM 8/10/2023 rtyrrel \\hrgreen.com\HRG\Data\2020\200200.15\CAD\Design\CADD_Files\Sheet_Files\SHT_6717502021_Y03_Z06.dgn

IA 175 Ramp C

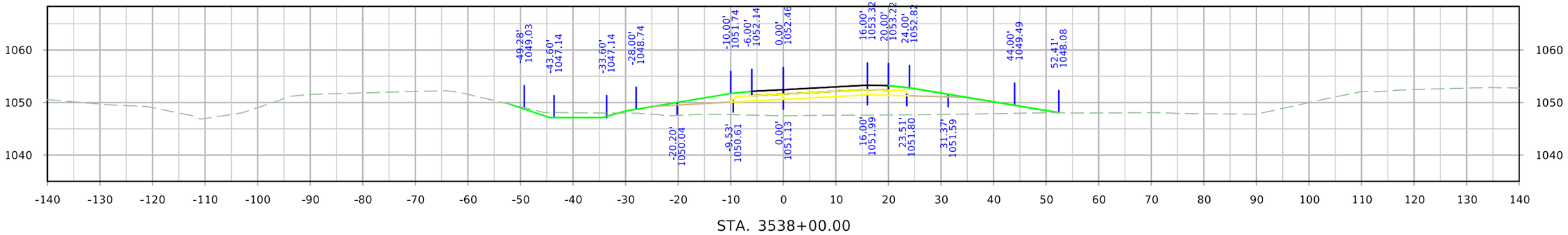

STA. 3538+00.00

STA. 3537+75.00

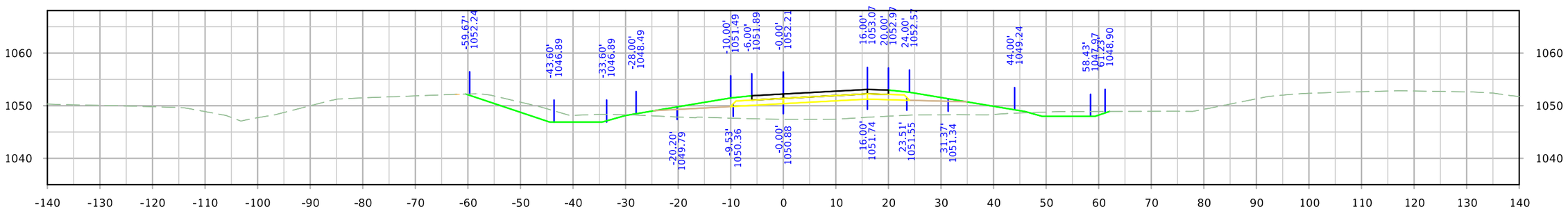

STA. 3537+50.00

FILE NO.	ENGLISH	DESIGN TEAM Iowa DOT/HR Green	MONONA COUNTY	PROJECT NUMBER STP-175-1(95)--2C-67	SHEET NUMBER Y.52

5:51:14 PM 8/10/2023 rtyrrel \\hrgreen.com\HRG\Data\2020\200200.15\CAD\Design\CADD_Files\Sheet_Files\SHT_6717502021_Y03_Z06.dgn

IA 175 Ramp C

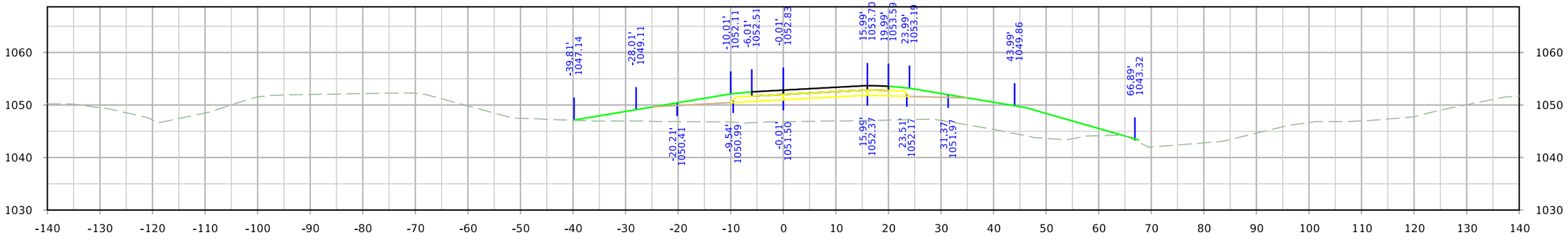

STA. 3538+75.00

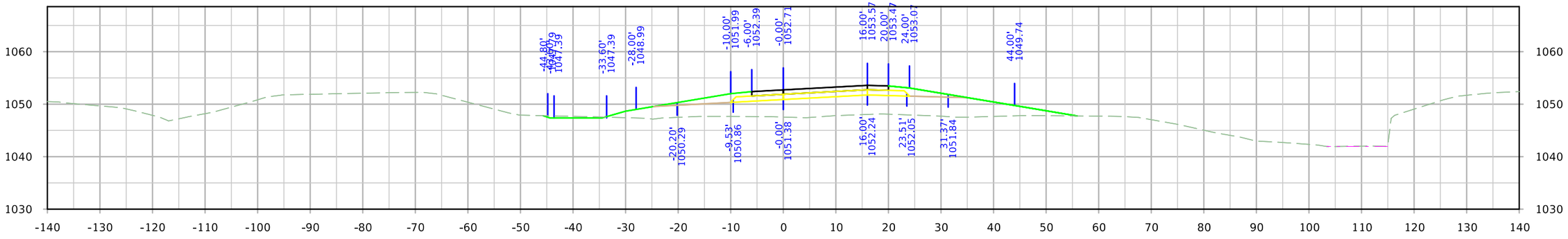

STA. 3538+50.00

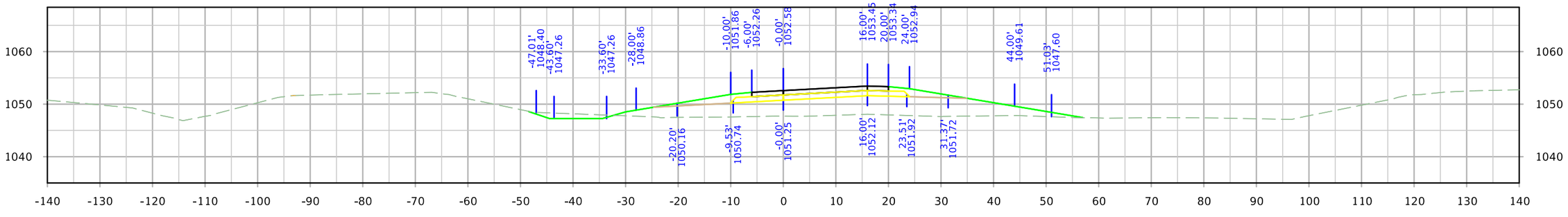

STA. 3538+25.00

FILE NO.	ENGLISH	DESIGN TEAM Iowa DOT/HR Green	MONONA COUNTY	PROJECT NUMBER STP-175-1(95)--2C-67	SHEET NUMBER Y.53

5:51:16 PM 8/10/2023 rtyrrel \\hrgreen.com\HRG\Data\2020\200200.15\CAD\Design\CADD_Files\Sheet_Files\SHT_6717502021_Y03_Z06.dgn

IA 175 Ramp C

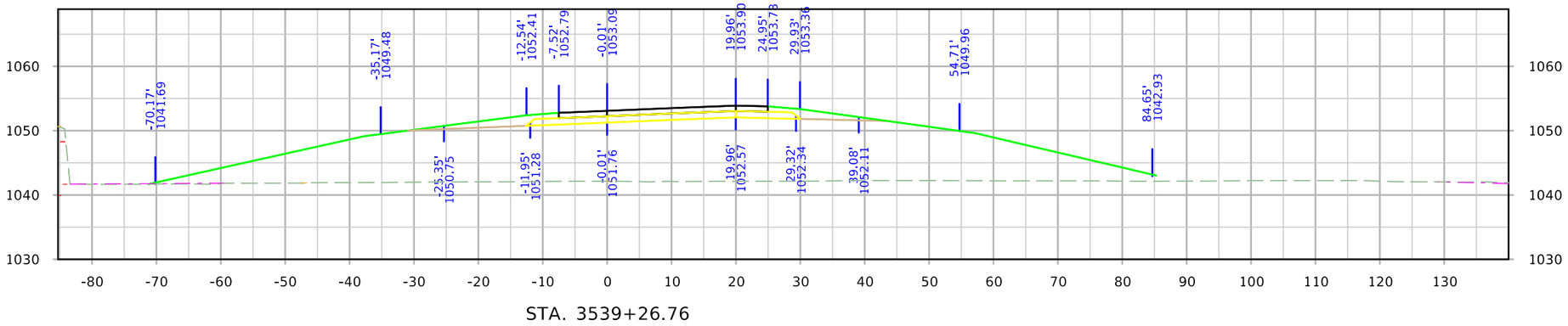

STA. 3539+26.76

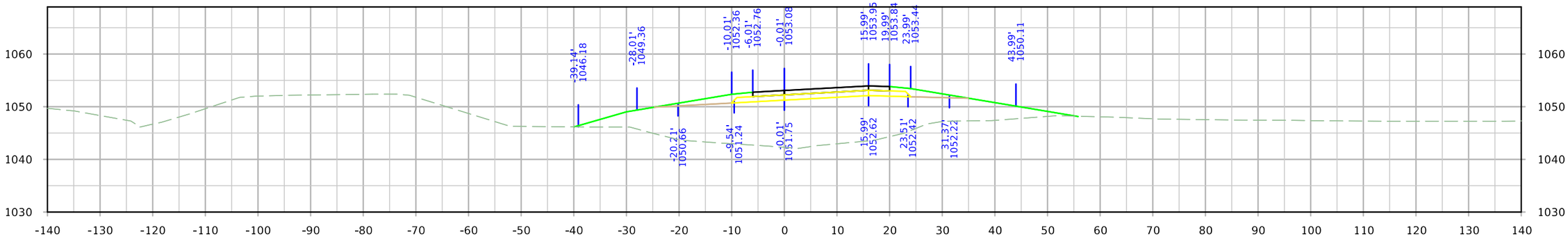

STA. 3539+25.00

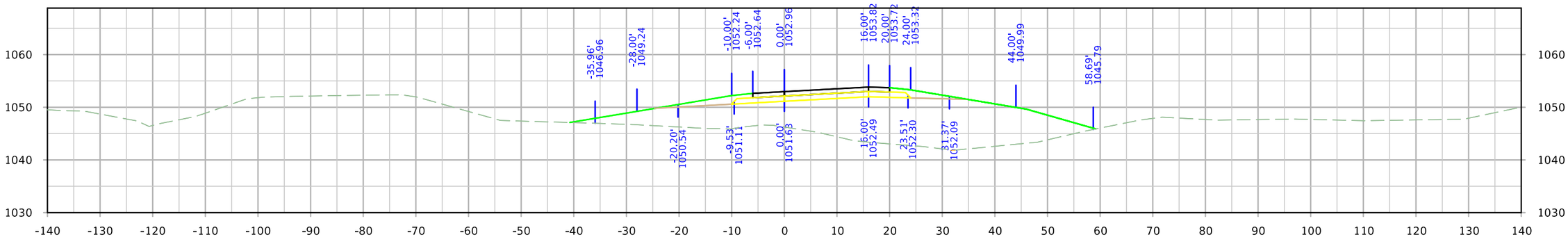

STA. 3539+00.00

FILE NO.	ENGLISH	DESIGN TEAM Iowa DOT/HR Green	MONONA COUNTY	PROJECT NUMBER STP-175-1(95)--2C-67	SHEET NUMBER Y.54

5:51:18 PM 8/10/2023 rtyrrel \\hrgreen.com\HRG\Data\2020\200200.15\CAD\Design\CADD_Files\Sheet_Files\SHT_6717502021_Y03_Z06.dgn

IA 175 Ramp C

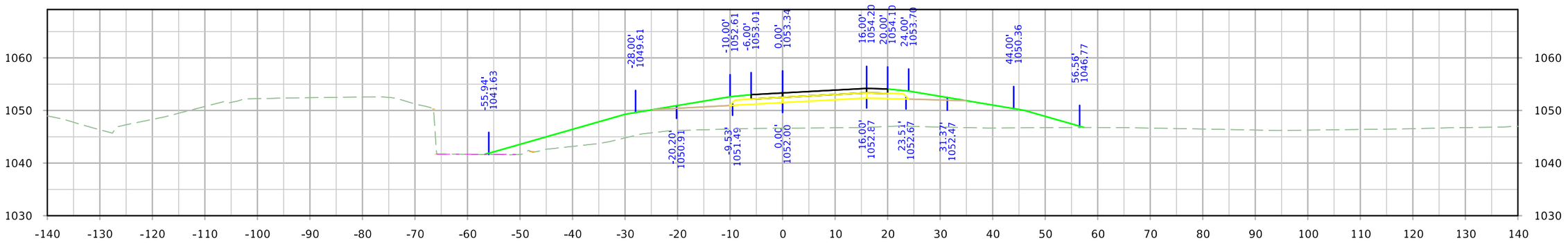

STA. 3539+75.37

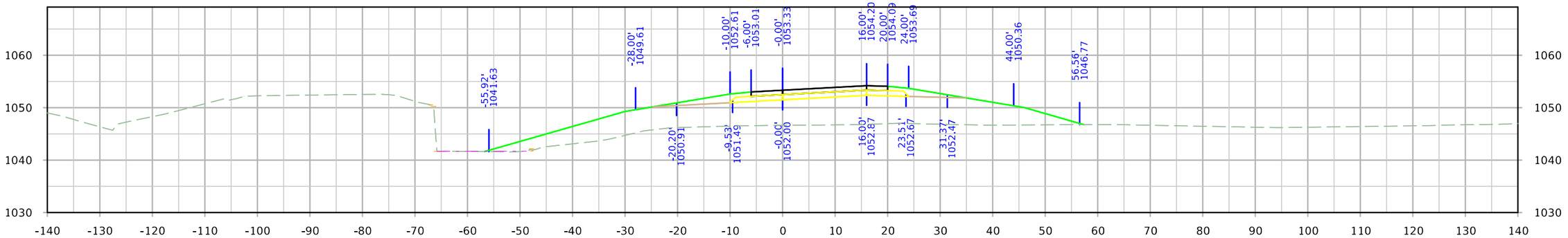

STA. 3539+50.00

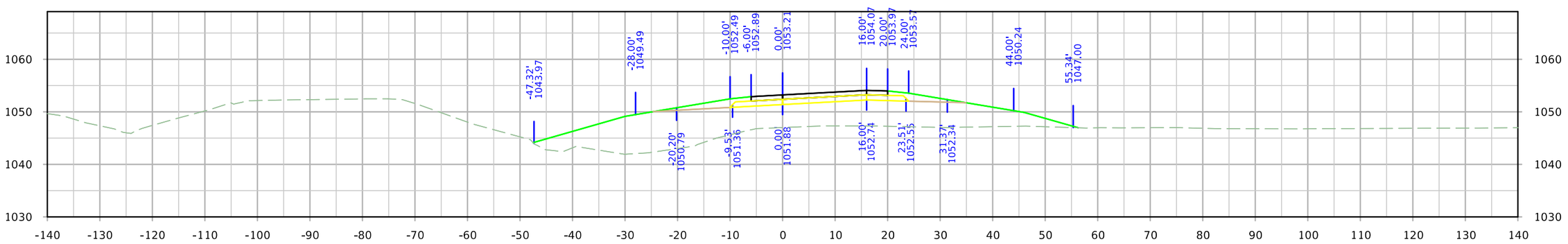

STA. 3539+50.00

FILE NO.	ENGLISH	DESIGN TEAM Iowa DOT/HR Green	MONONA COUNTY	PROJECT NUMBER STP-175-1(95)--2C-67	SHEET NUMBER Y.55

5:51:19 PM 8/10/2023 rtyrrel \\hrgreen.com\HRG\Data\2020\200200.15\CAD\Design\CADD_Files\Sheet_Files\SHT_6717502021_Y03_Z06.dgn

IA 175 Ramp C

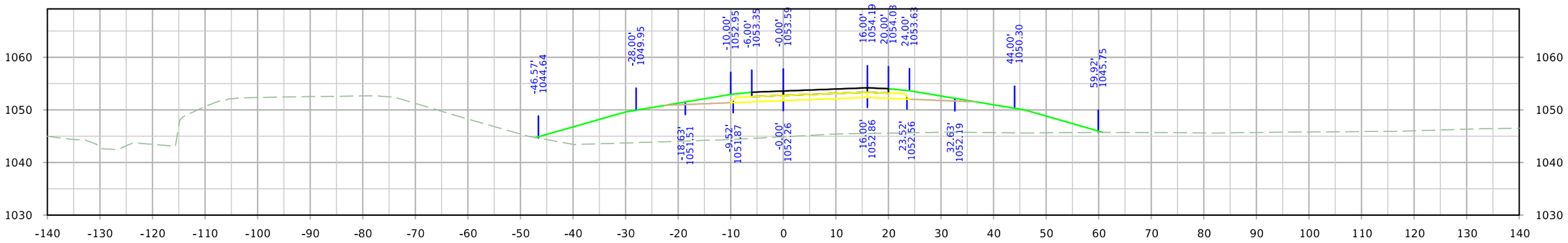

STA. 3540+25.77

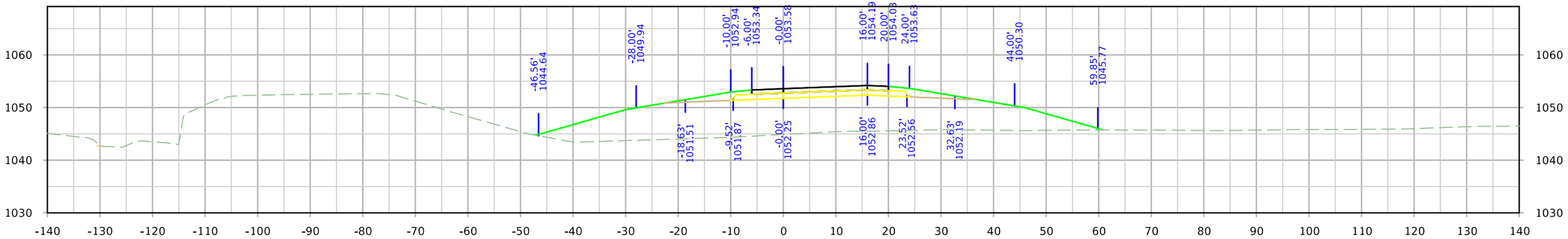

STA. 3540+25.00

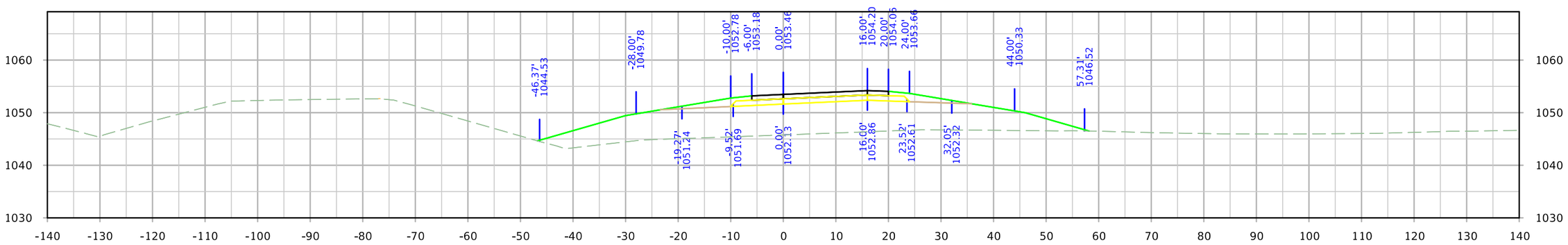

STA. 3540+00.00

FILE NO.	ENGLISH	DESIGN TEAM Iowa DOT/HR Green	MONONA COUNTY	PROJECT NUMBER STP-175-1(95)--2C-67	SHEET NUMBER Y.56

5:51:21 PM 8/10/2023 rtyrrel \\hrgreen.com\HRG\Data\2020\200200.15\CAD\Design\CADD_Files\Sheet_Files\SHT_6717502021_Y03_Z06.dgn

IA 175 Ramp C

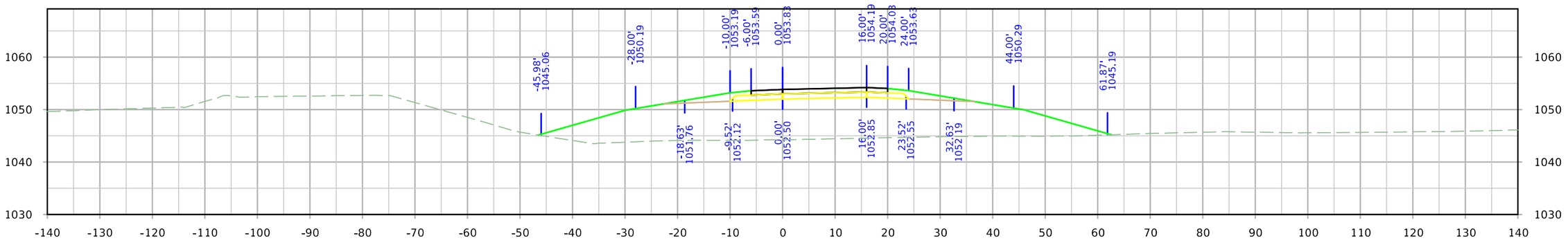

STA. 3540+75.00

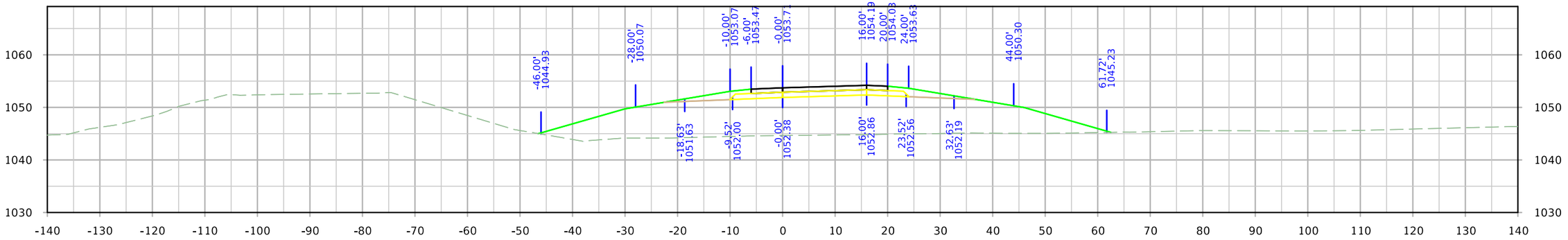

STA. 3540+50.00

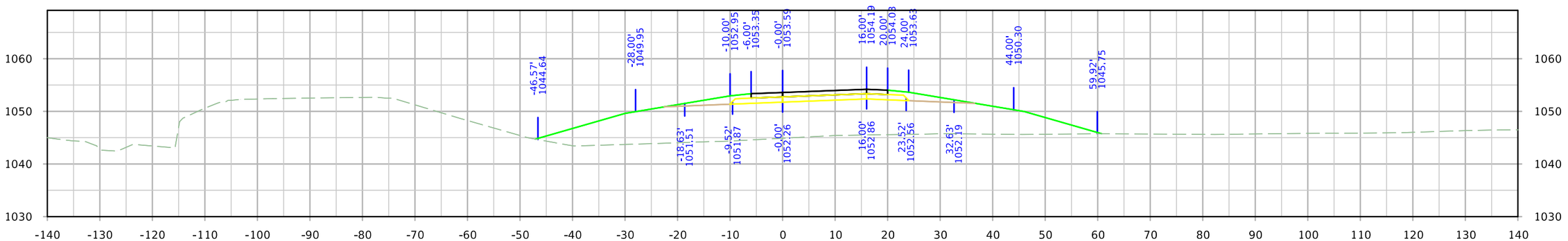

STA. 3540+25.77

FILE NO.	ENGLISH	DESIGN TEAM Iowa DOT/HR Green	MONONA COUNTY	PROJECT NUMBER STP-175-1(95)--2C-67	SHEET NUMBER Y.57

5:51:23 PM 8/10/2023 rtyrrel \\hrgreen.com\HRG\Data\2020\200200.15\CAD\Design\CADD_Files\Sheet_Files\SHT_6717502021_Y03_Z06.dgn

IA 175 Ramp C

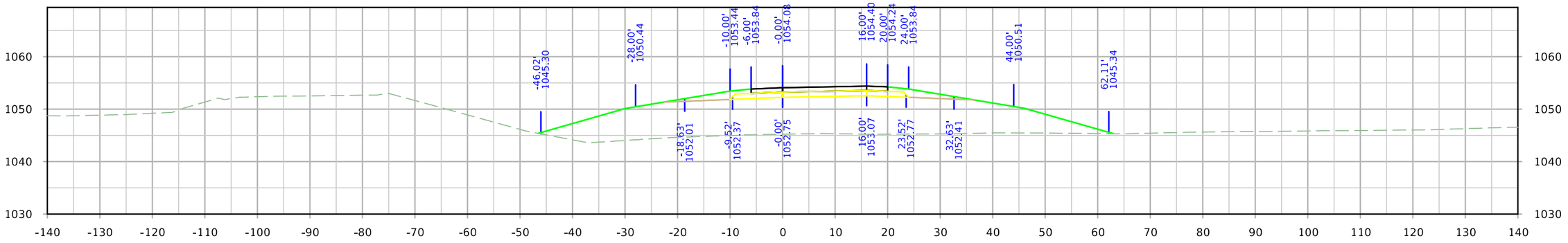

STA. 3541+25.00

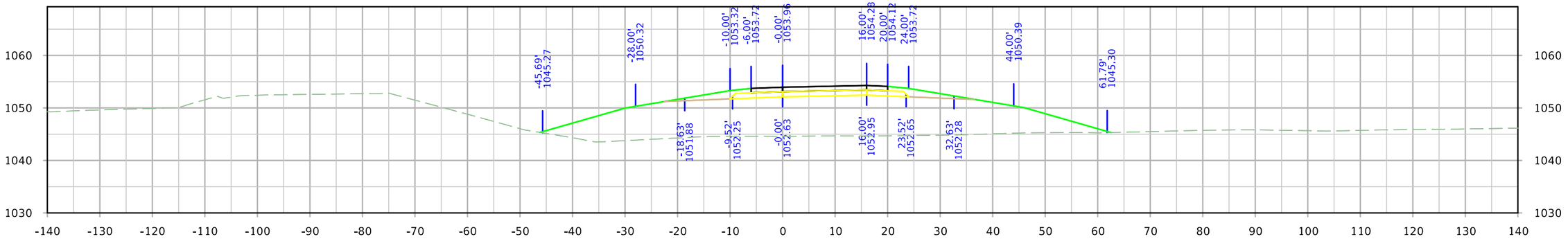

STA. 3541+00.00

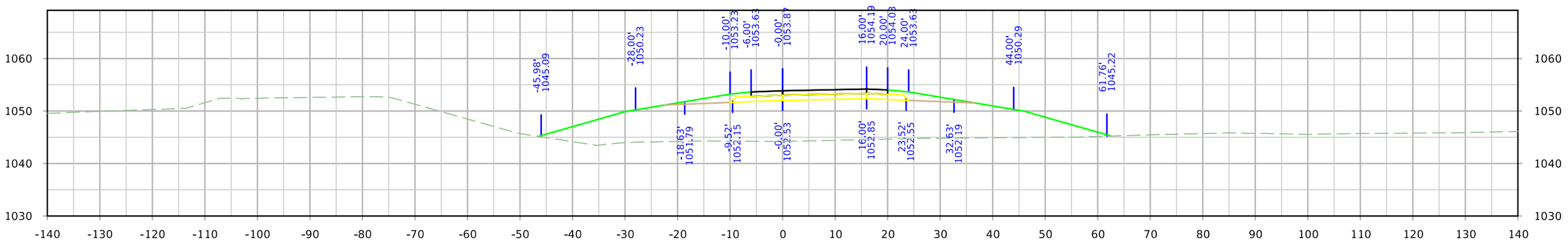

STA. 3540+81.37

FILE NO.	ENGLISH	DESIGN TEAM Iowa DOT/HR Green	MONONA COUNTY	PROJECT NUMBER STP-175-1(95)--2C-67	SHEET NUMBER Y.58

5:51:24 PM 8/10/2023 rtyrrel \\hrgreen.com\HRG\Data\2020\200200.15\CAD\Design\CADD_Files\Sheet_Files\SHT_6717502021_Y03_Z06.dgn

IA 175 Ramp C

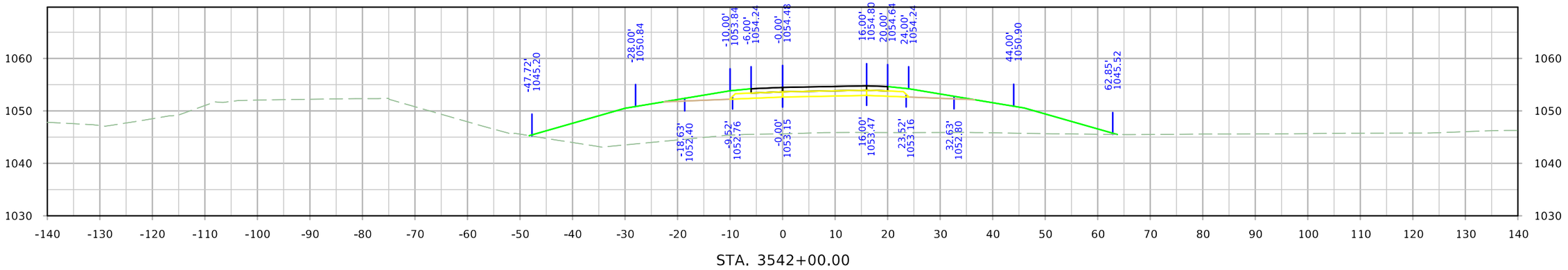

STA. 3542+00.00

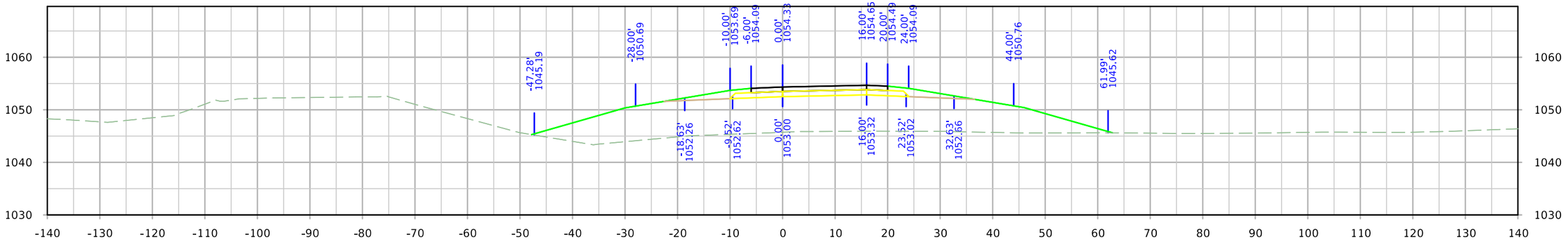

STA. 3541+75.00

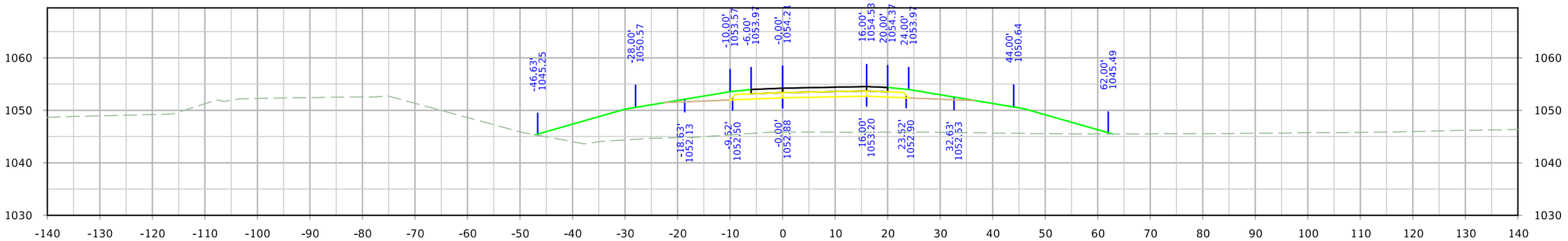

STA. 3541+50.00

FILE NO.	ENGLISH	DESIGN TEAM Iowa DOT/HR Green	MONONA COUNTY	PROJECT NUMBER STP-175-1(95)--2C-67	SHEET NUMBER Y.59

5:51:26 PM 8/10/2023 rtyrrel \\hrgreen.com\HRG\Data\2020\200200.15\CAD\Design\CADD_Files\Sheet_Files\SHT_6717502021_Y03_Z06.dgn

IA 175 Ramp C

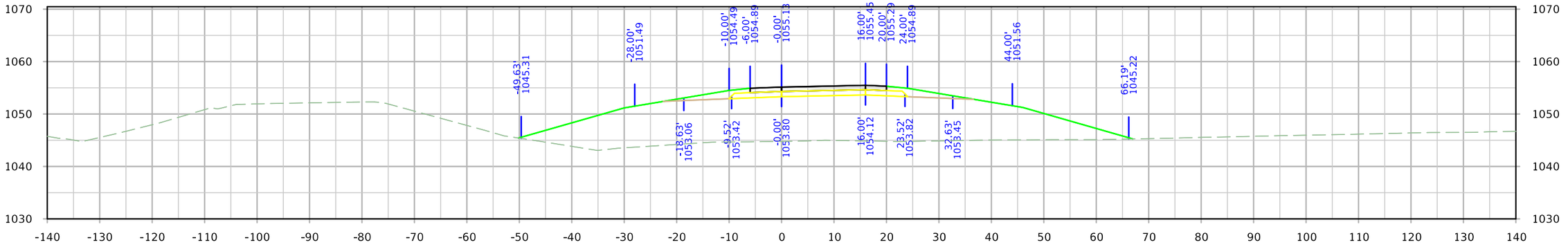

STA. 3542+75.00

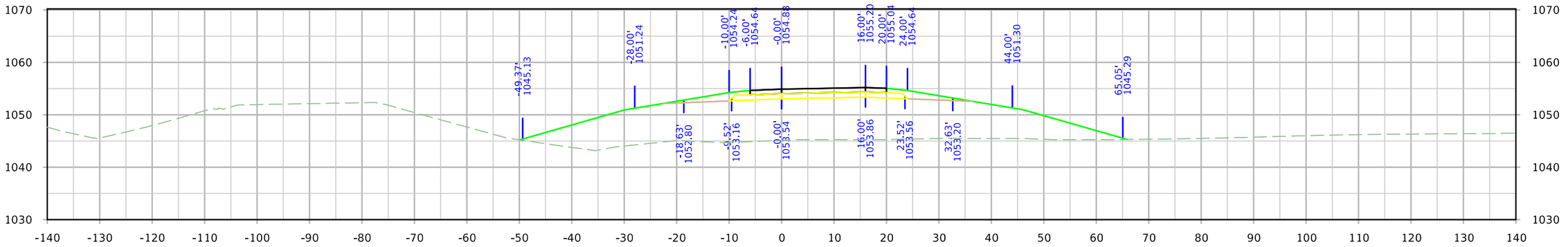

STA. 3542+50.00

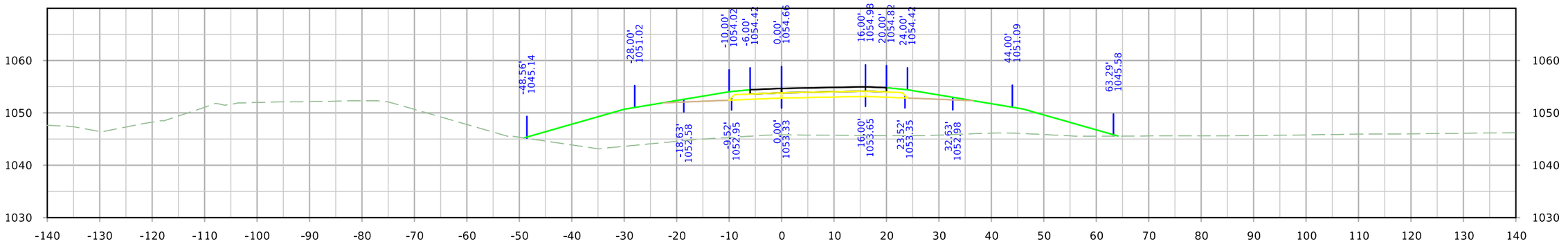

STA. 3542+25.00

FILE NO.	ENGLISH	DESIGN TEAM Iowa DOT/HR Green	MONONA COUNTY	PROJECT NUMBER STP-175-1(95)--2C-67	SHEET NUMBER Y.60

5:51:27 PM 8/10/2023 rtyrrel \\hrgreen.com\HRG\Data\2020\200200.15\CAD\Design\CADD_Files\Sheet_Files\SHT_6717502021_Y03_Z06.dgn

IA 175 Ramp C

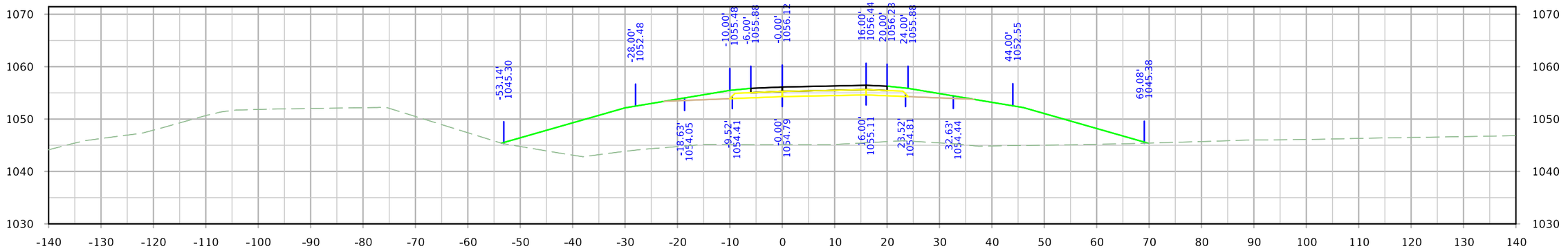

STA. 3543+50.00

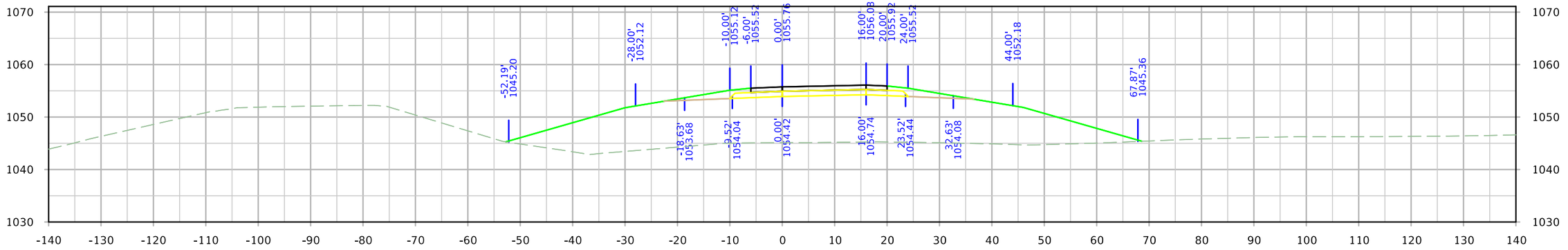

STA. 3543+25.00

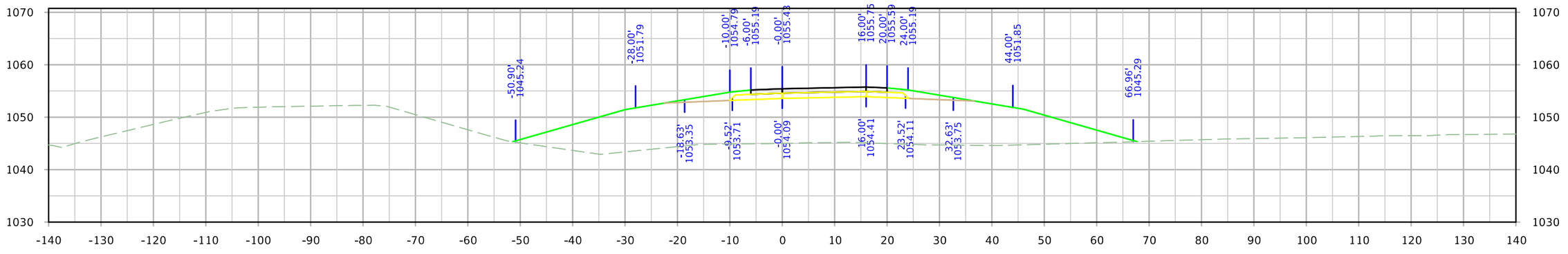

STA. 3543+00.00

FILE NO.	ENGLISH	DESIGN TEAM Iowa DOT/HR Green	MONONA COUNTY	PROJECT NUMBER STP-175-1(95)--2C-67	SHEET NUMBER Y.61

5:51:29 PM 8/10/2023 rtyrrel \\hrgreen.com\HRG\Data\2020\200200.15\CAD\Design\CADD_Files\Sheet_Files\SHT_6717502021_Y03_Z06.dgn

IA 175 Ramp C

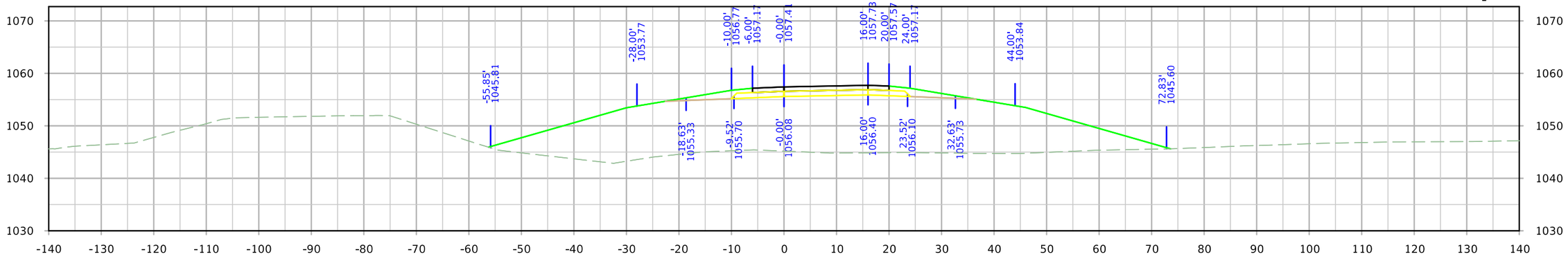

STA. 3544+23.08

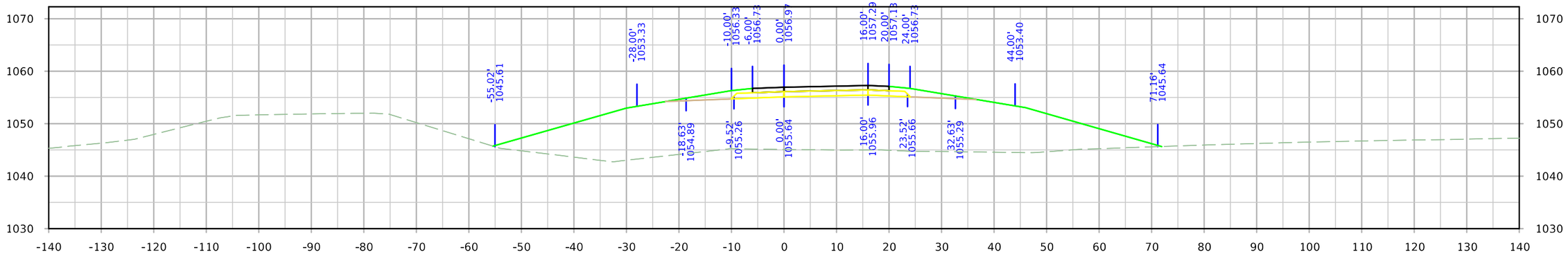

STA. 3544+00.00

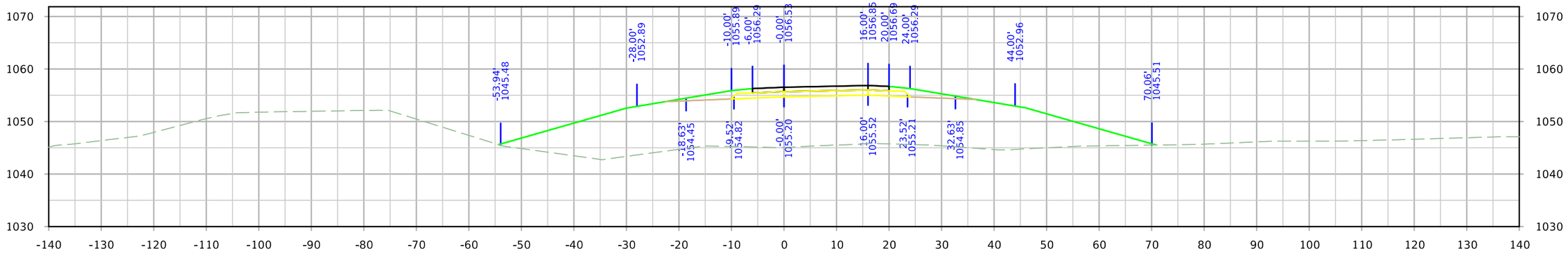

STA. 3543+75.00

FILE NO.	ENGLISH	DESIGN TEAM Iowa DOT/HR Green	MONONA COUNTY	PROJECT NUMBER STP-175-1(95)--2C-67	SHEET NUMBER Y.62	

5:51:31 PM 8/10/2023 rtyrrel \\hrgreen.com\HRG\Data\2020\200200.15\CAD\Design\CADD_Files\Sheet_Files\SHT_6717502021_Y03_Z06.dgn

IA 175 Ramp C

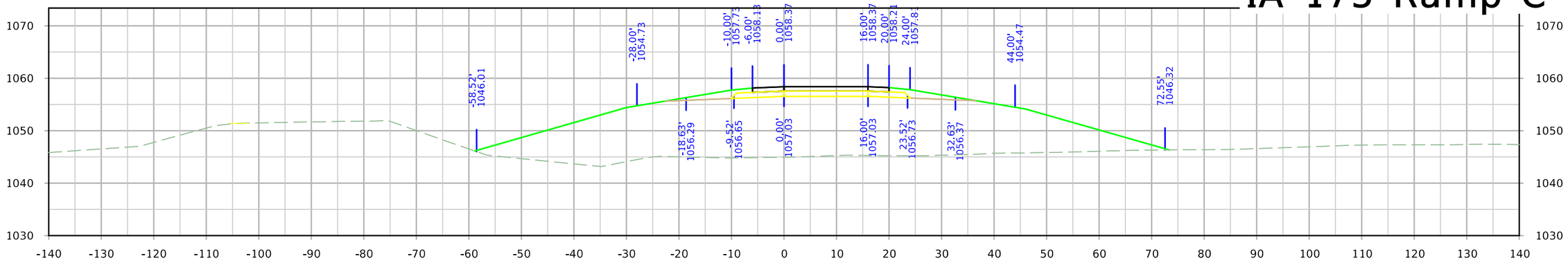

STA. 3544+71.08

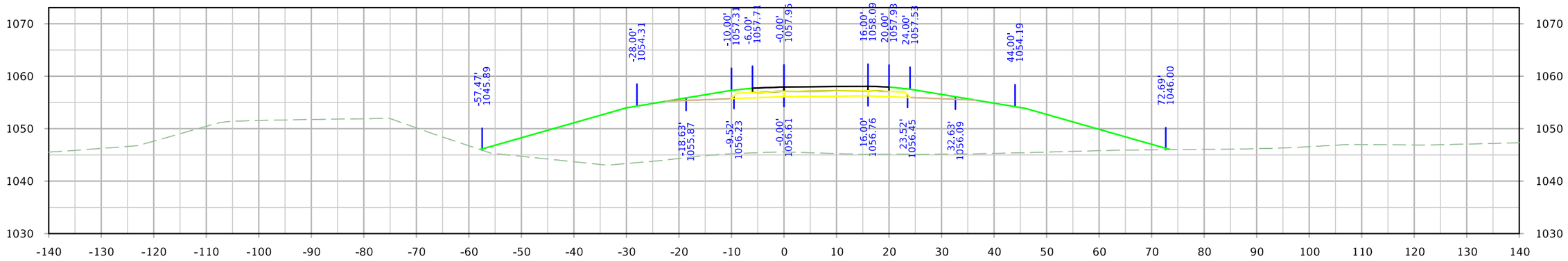

STA. 3544+50.00

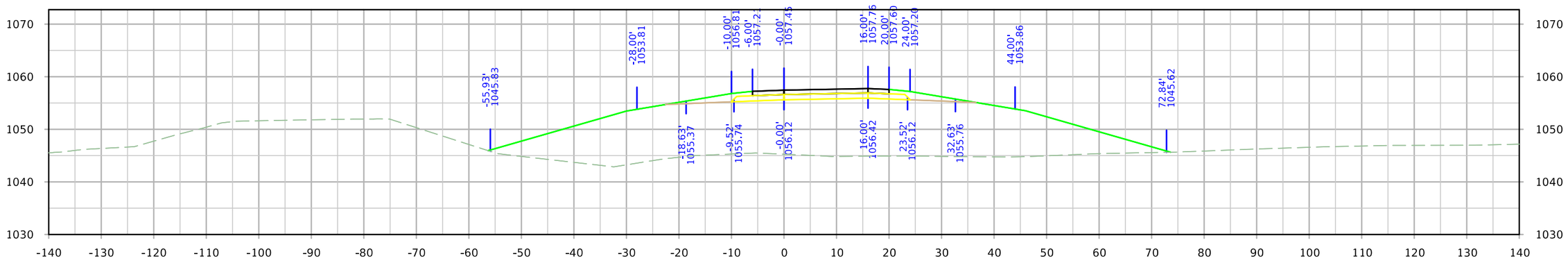

STA. 3544+25.00

FILE NO.	ENGLISH	DESIGN TEAM Iowa DOT/HR Green	MONONA COUNTY	PROJECT NUMBER STP-175-1(95)--2C-67	SHEET NUMBER Y.63

5:51:32 PM 8/10/2023 rtyrrel \\hrgreen.com\HRG\Data\2020\200200.15\CAD\Design\CADD_Files\Sheet_Files\SHT_6717502021_Y03_Z06.dgn

IA 175 Ramp C

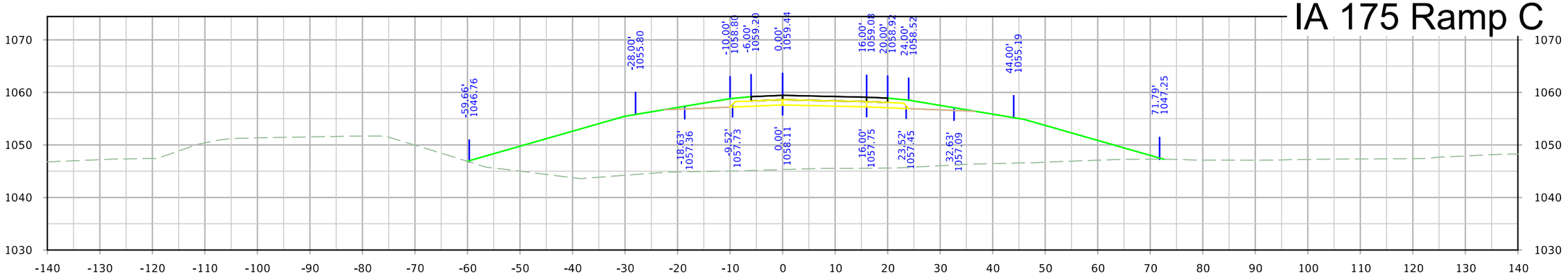

STA. 3545+25.00

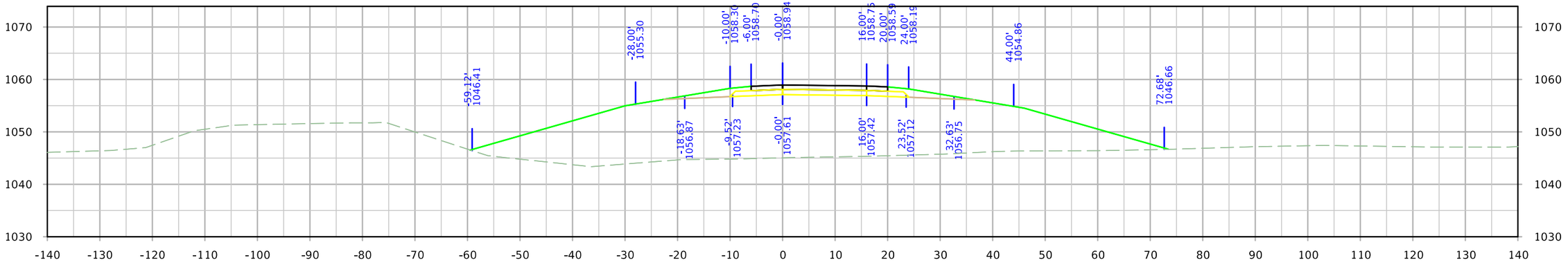

STA. 3545+00.00

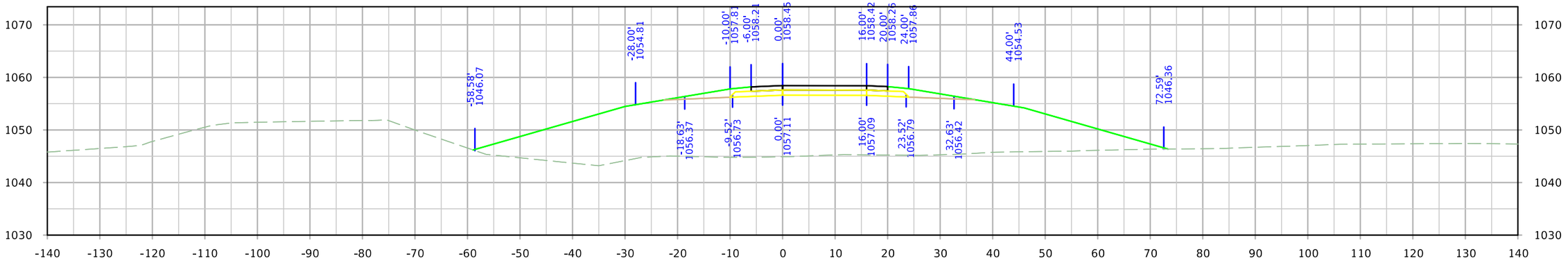

STA. 3544+75.00

FILE NO.	ENGLISH	DESIGN TEAM Iowa DOT/HR Green	MONONA COUNTY	PROJECT NUMBER STP-175-1(95)--2C-67	SHEET NUMBER Y.64

5:51:34 PM 8/10/2023 rtyrrel \\hrgreen.com\HRG\Data\2020\200200.15\CAD\Design\CADD_Files\Sheet_Files\SHT_6717502021_Y03_Z06.dgn

IA 175 Ramp C

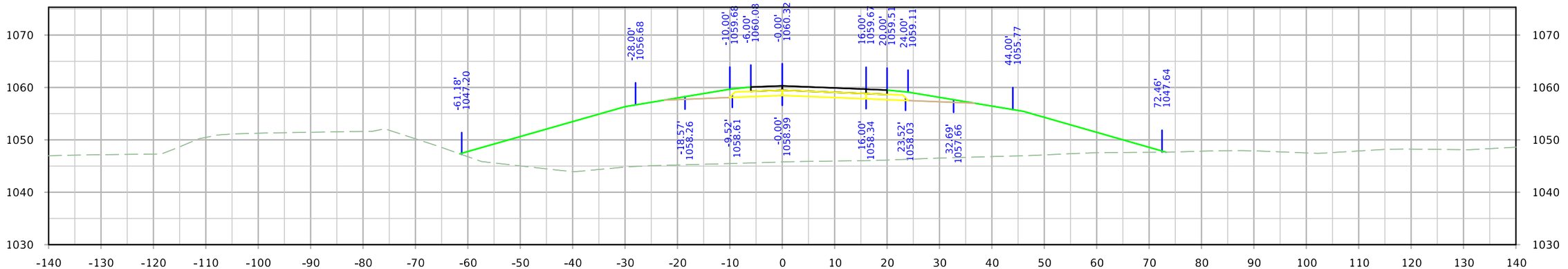

STA. 3545+69.08

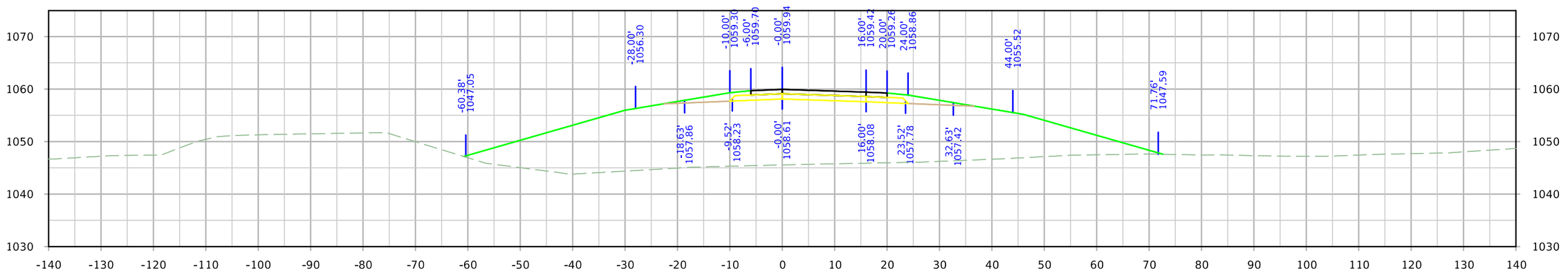

STA. 3545+50.00

FILE NO.	ENGLISH	DESIGN TEAM Iowa DOT/HR Green	MONONA COUNTY	PROJECT NUMBER STP-175-1(95)--2C-67	SHEET NUMBER Y.65

5:51:35 PM 8/10/2023 rtyrrel \\hrgreen.com\HRG\Data\2020\200200.15\CAD\Design\CADD_Files\Sheet_Files\SHT_6717502021_Y03_Z06.dgn

IA 175 Ramp C

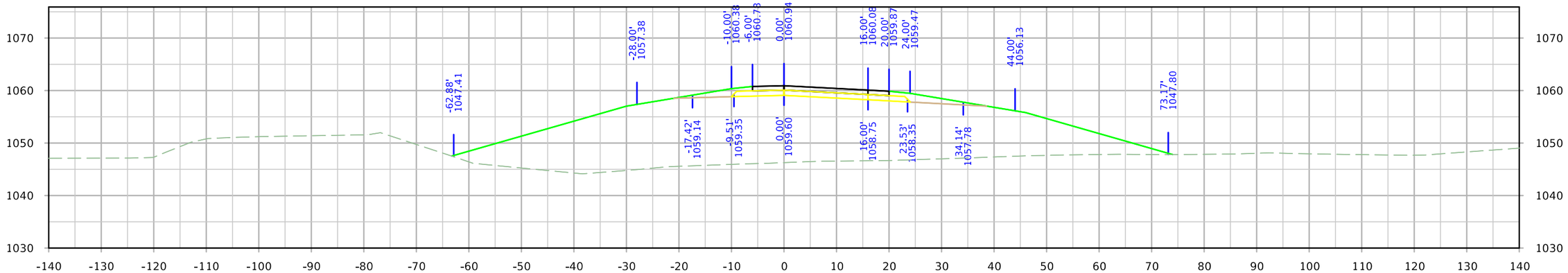

STA. 3546+00.00

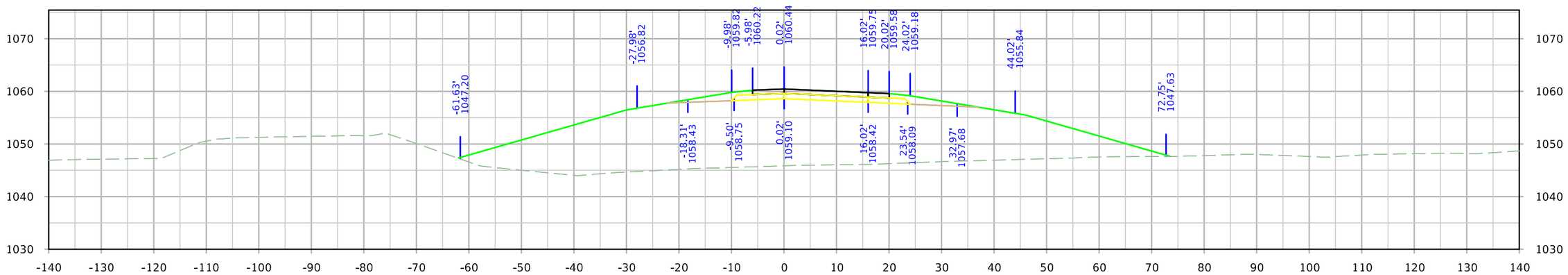

STA. 3545+75.00

FILE NO.	ENGLISH	DESIGN TEAM Iowa DOT/HR Green	MONONA COUNTY	PROJECT NUMBER STP-175-1(95)--2C-67	SHEET NUMBER Y.66

5:51:37 PM 8/10/2023 rtyrrel \\hrgreen.com\HRG\Data\2020\200200.15\CAD\Design\CADD_Files\Sheet_Files\SHT_6717502021_Y03_Z06.dgn

IA 175 Ramp C

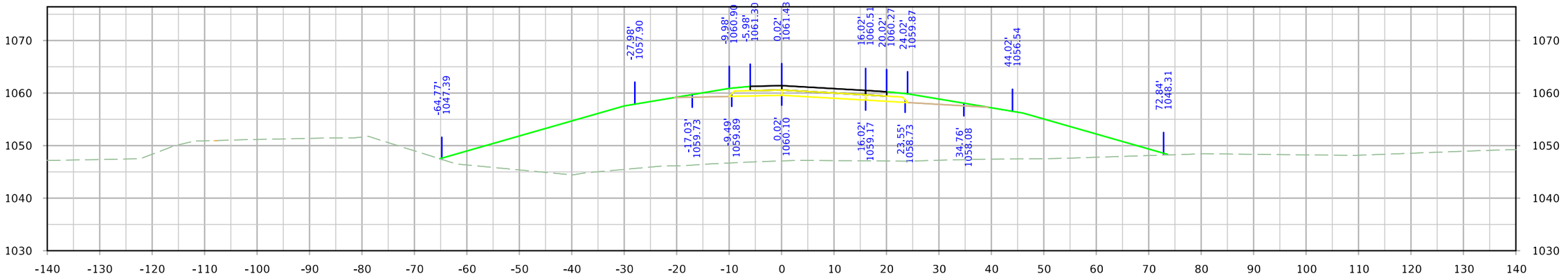

STA. 3546+25.00

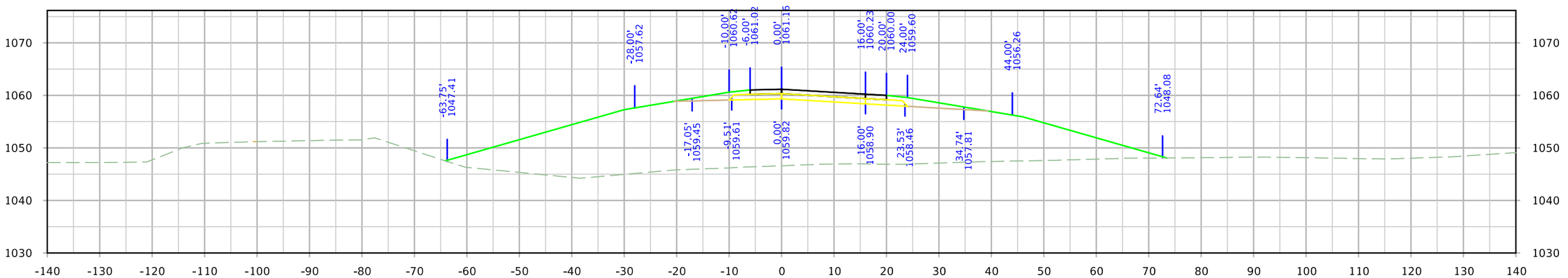

STA. 3546+11.08

FILE NO.	ENGLISH	DESIGN TEAM Iowa DOT/HR Green	MONONA COUNTY	PROJECT NUMBER STP-175-1(95)--2C-67	SHEET NUMBER Y.67

5:51:38 PM 8/10/2023 rtyrrel \\hrgreen.com\HRG\Data\2020\200200.15\CAD\Design\CADD_Files\Sheet_Files\SHT_6717502021_Y03_Z06.dgn

IA 175 Ramp C

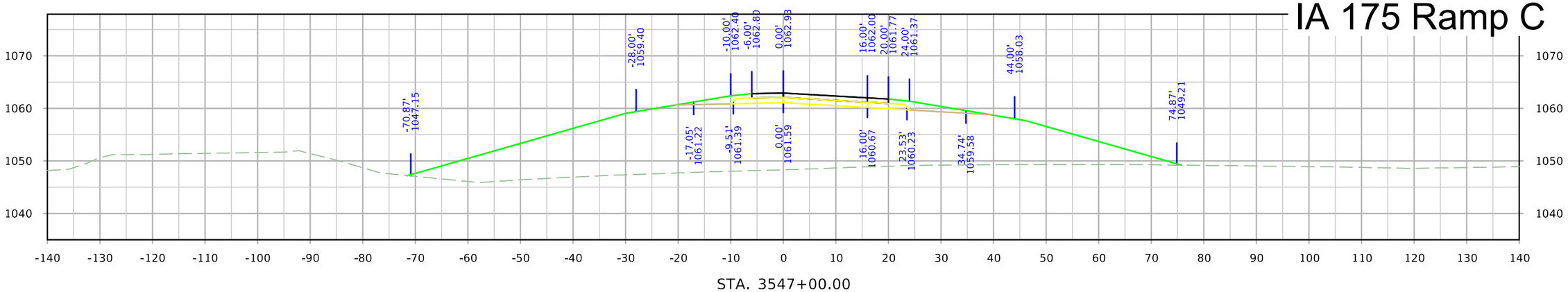

STA. 3547+00.00

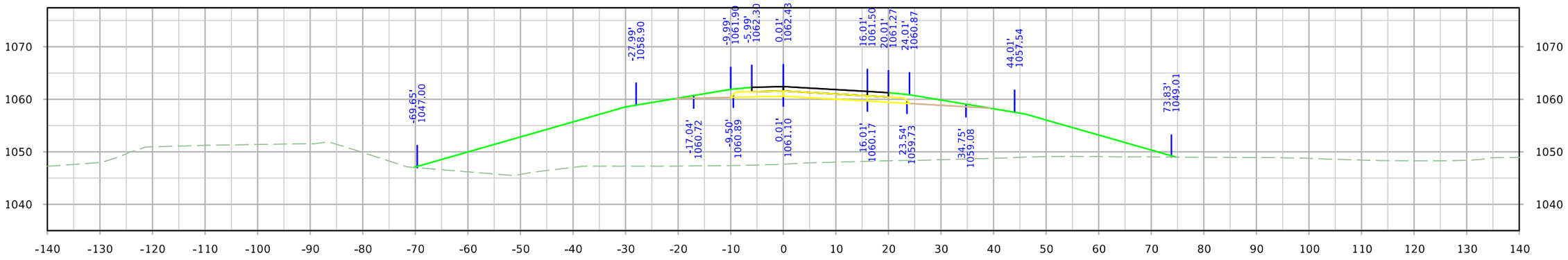

STA. 3546+75.00

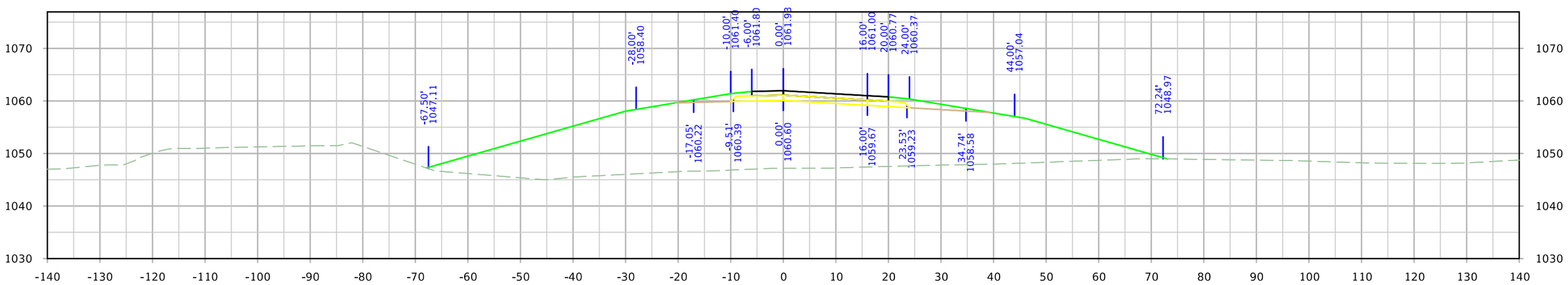

STA. 3546+50.00

FILE NO.	ENGLISH	DESIGN TEAM Iowa DOT/HR Green	MONONA COUNTY	PROJECT NUMBER STP-175-1(95)--2C-67	SHEET NUMBER Y.68

5:51:40 PM 8/10/2023 rtyrrel \\hrgreen.com\HRG\Data\2020\200200.15\CAD\Design\CADD_Files\Sheet_Files\SHT_6717502021_Y03_Z06.dgn

IA 175 Ramp C

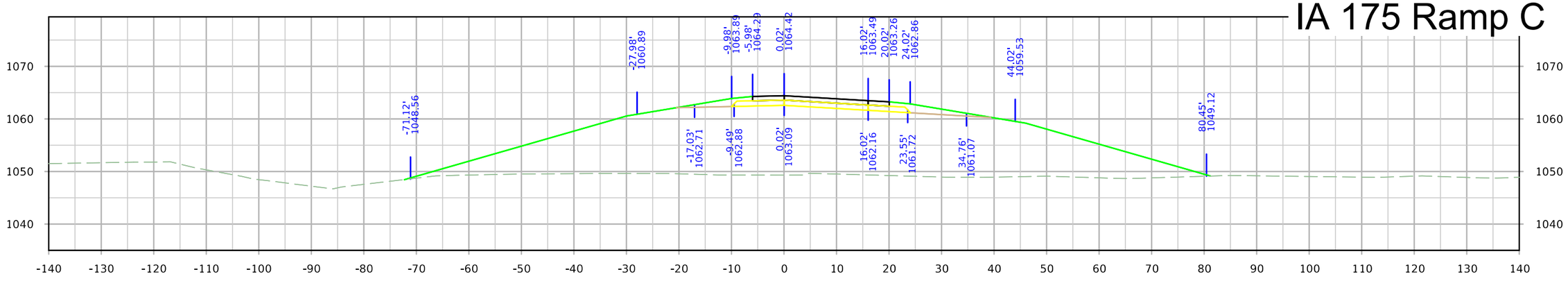

STA. 3547+75.00

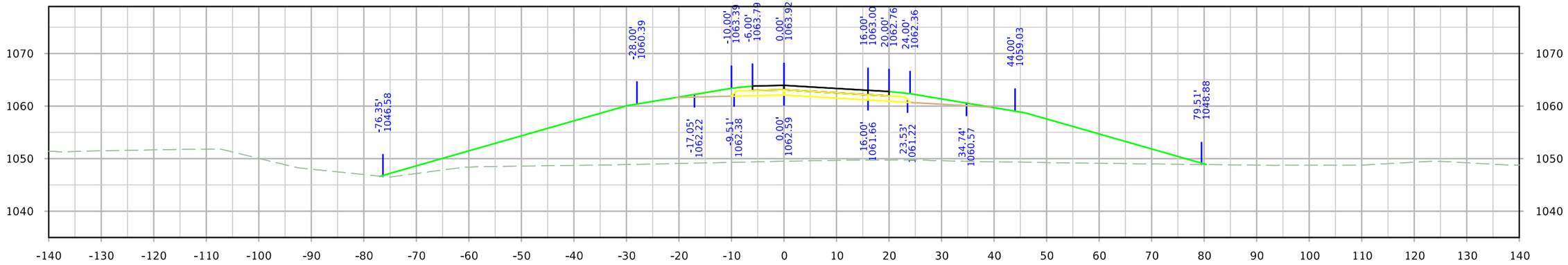

STA. 3547+50.00

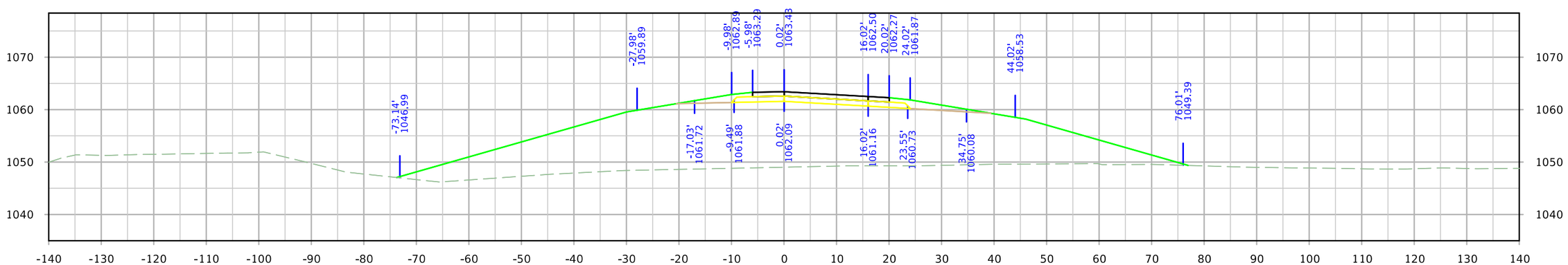

STA. 3547+25.00

FILE NO.	ENGLISH	DESIGN TEAM Iowa DOT/HR Green	MONONA COUNTY	PROJECT NUMBER STP-175-1(95)--2C-67	SHEET NUMBER Y.69

5:51:41 PM 8/10/2023 rtyrrel \\hrgreen.com\HRG\Data\2020\200200.15\CAD\Design\CADD_Files\Sheet_Files\SHT_6717502021_Y03_Z06.dgn

IA 175 Ramp C

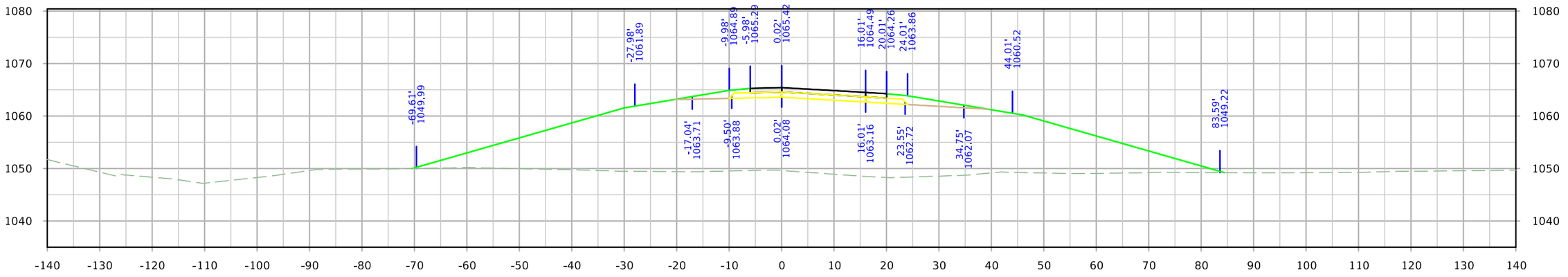

STA. 3548+25.00

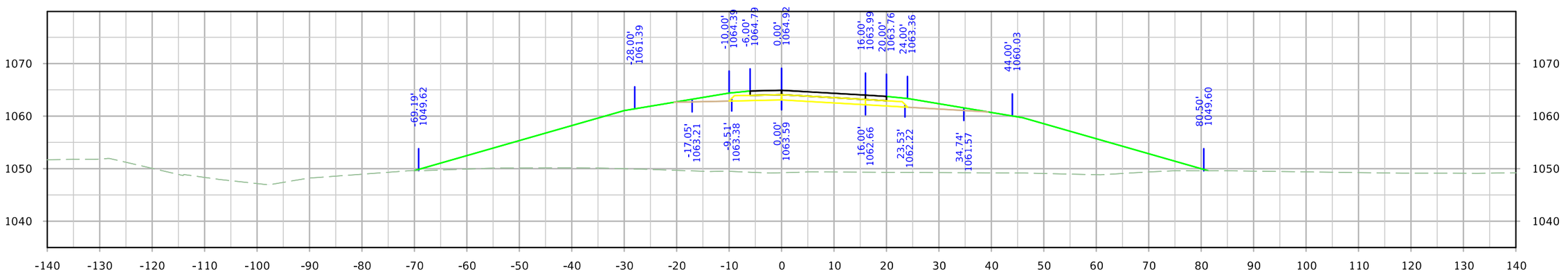

STA. 3548+00.00

FILE NO.	ENGLISH	DESIGN TEAM Iowa DOT/HR Green	MONONA COUNTY	PROJECT NUMBER STP-175-1(95)--2C-67	SHEET NUMBER Y.70

5:51:43 PM 8/10/2023 rtyrrel \\hrgreen.com\HRG\Data\2020\200200.15\CAD\Design\CADD_Files\Sheet_Files\SHT_6717502021_Y03_Z06.dgn

IA 175 Ramp C

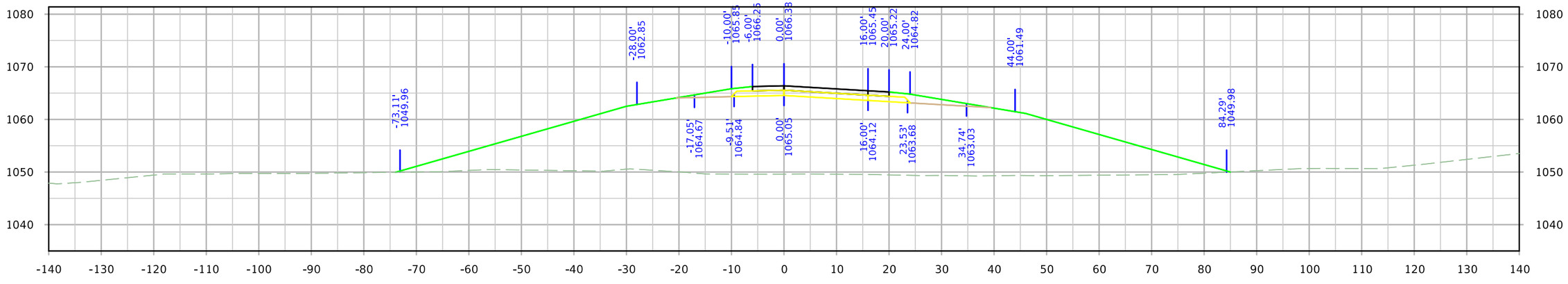

STA. 3548+73.30

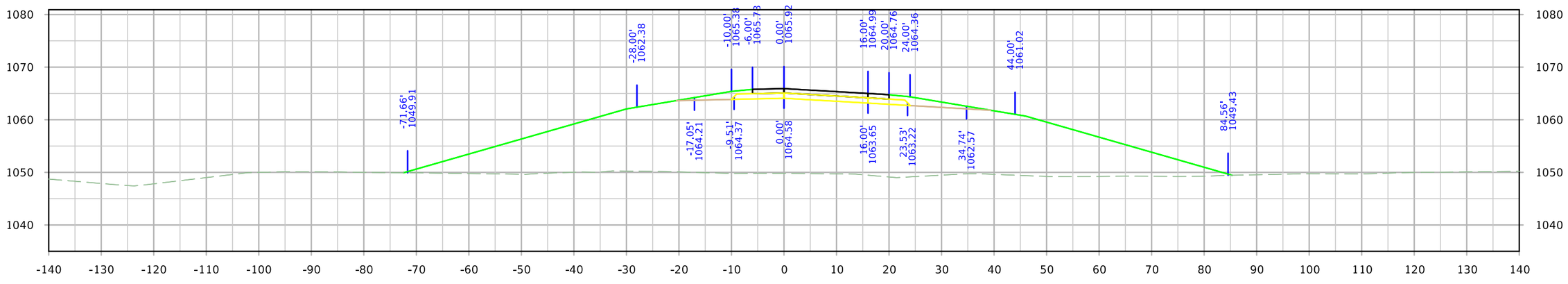

STA. 3548+50.00

FILE NO.	ENGLISH	DESIGN TEAM Iowa DOT/HR Green	MONONA COUNTY	PROJECT NUMBER STP-175-1(95)--2C-67	SHEET NUMBER Y.71

5:51:44 PM 8/10/2023 rtyrrel \\hrgreen.com\HRG\Data\2020\200200.15\CAD\Design\CADD_Files\Sheet_Files\SHT_6717502021_Y03_Z06.dgn

IA 175 Ramp C

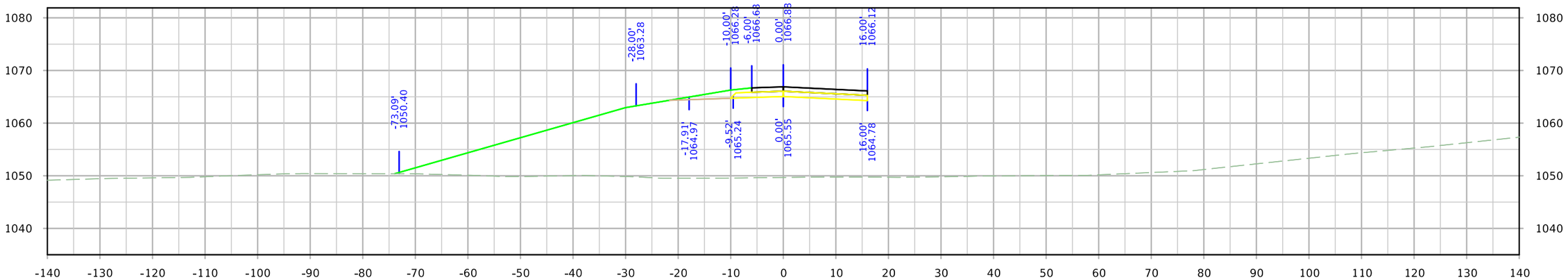

STA. 3548+98.36

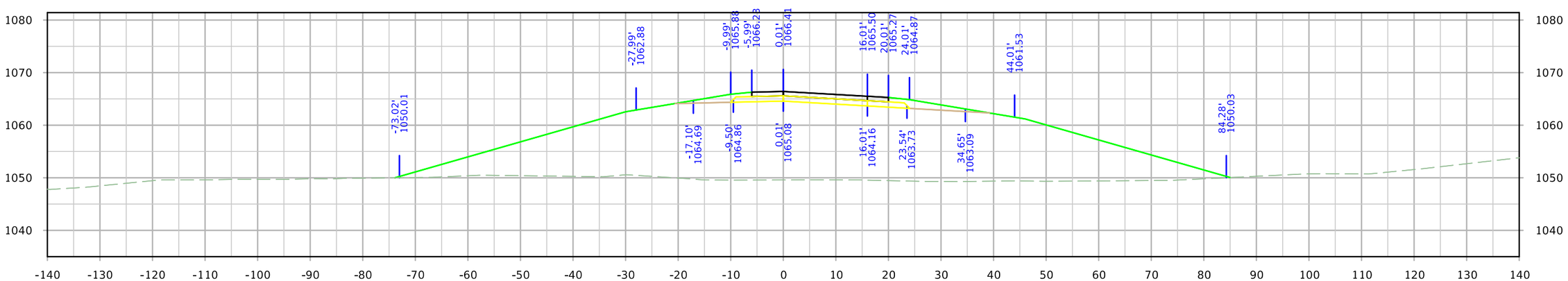

STA. 3548+75.00

FILE NO.	ENGLISH	DESIGN TEAM Iowa DOT/HR Green	MONONA COUNTY	PROJECT NUMBER STP-175-1(95)--2C-67	SHEET NUMBER Y.72

5:51:46 PM 8/10/2023 rtyrrel \\hrgreen.com\HRG\Data\2020\200200.15\CAD\Design\CADD_Files\Sheet_Files\SHT_6717502021_Y03_Z06.dgn

IA 175 Ramp C

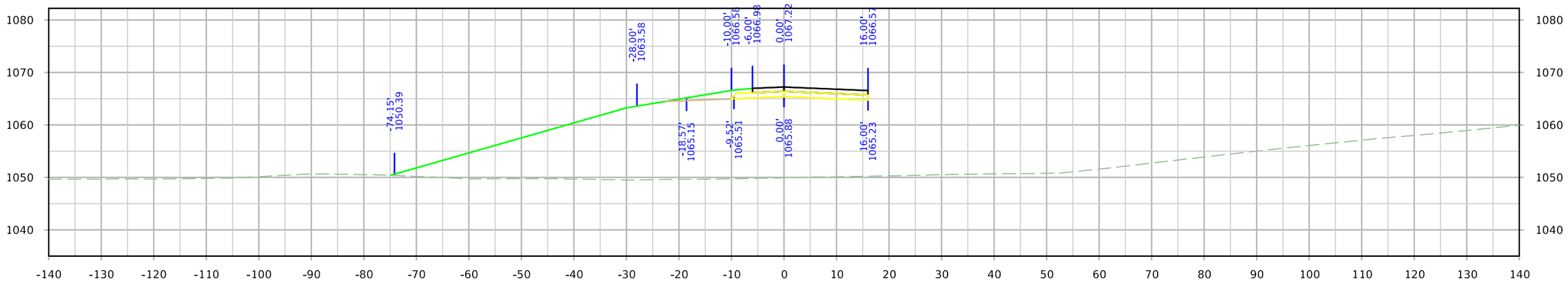

STA. 3549+15.30

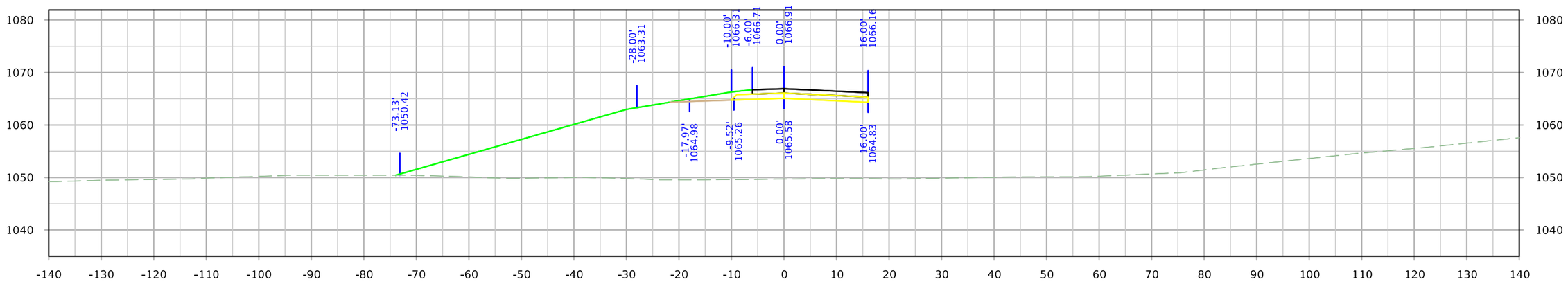

STA. 3549+00.00

FILE NO.	ENGLISH	DESIGN TEAM Iowa DOT/HR Green	MONONA COUNTY	PROJECT NUMBER STP-175-1(95)--2C-67	SHEET NUMBER Y.73

5:51:47 PM 8/10/2023 rtyrrel \\hrgreen.com\HRG\Data\2020\200200.15\CAD\Design\CADD_Files\Sheet_Files\SHT_6717502021_Y03_Z06.dgn

IA 175 Ramp C

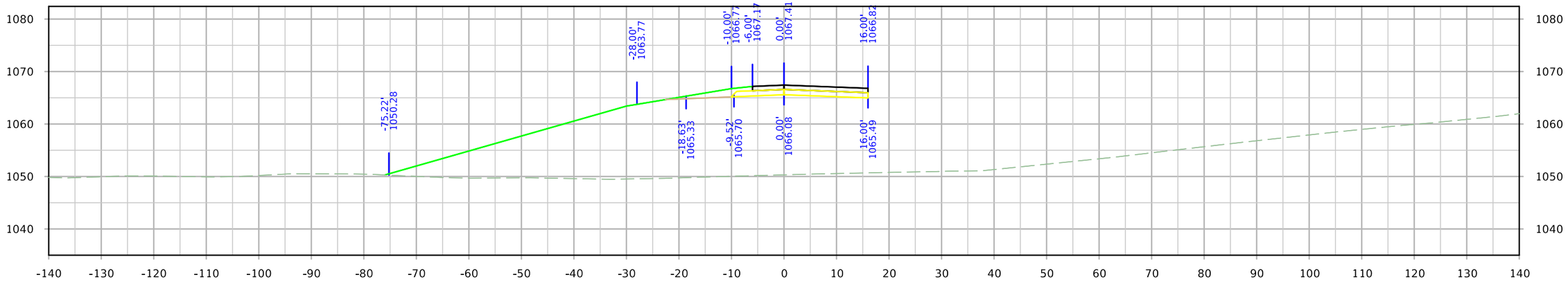

STA. 3549+25.00

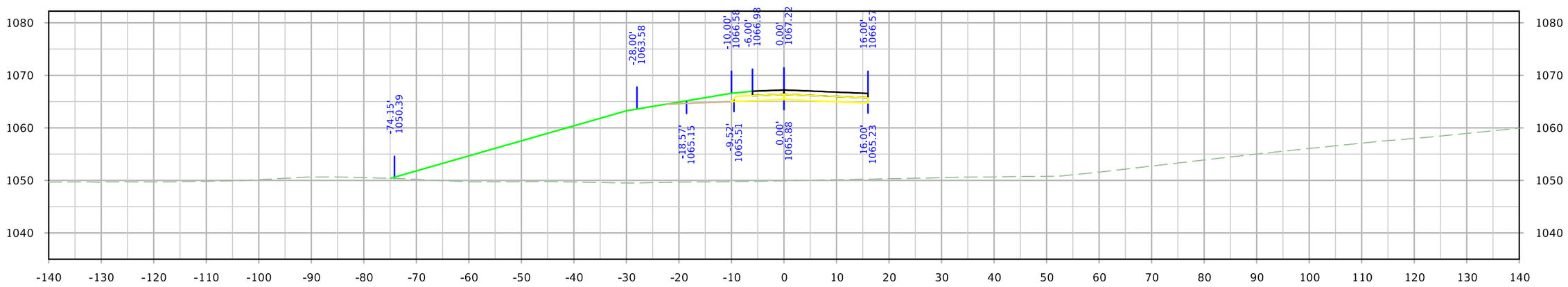

STA. 3549+15.30

FILE NO.	ENGLISH	DESIGN TEAM Iowa DOT/HR Green	MONONA COUNTY	PROJECT NUMBER STP-175-1(95)--2C-67	SHEET NUMBER Y.74

5:51:48 PM 8/10/2023 rtyrrel \\hrgreen.com\HRG\Data\2020\200200.15\CAD\Design\CADD_Files\Sheet_Files\SHT_6717502021_Y03_Z06.dgn

IA 175 Ramp C

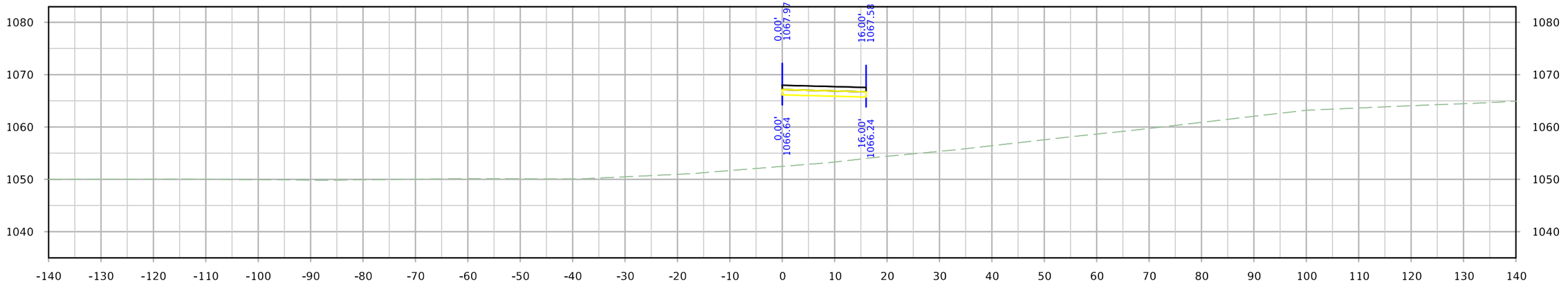

STA. 3549+53.36

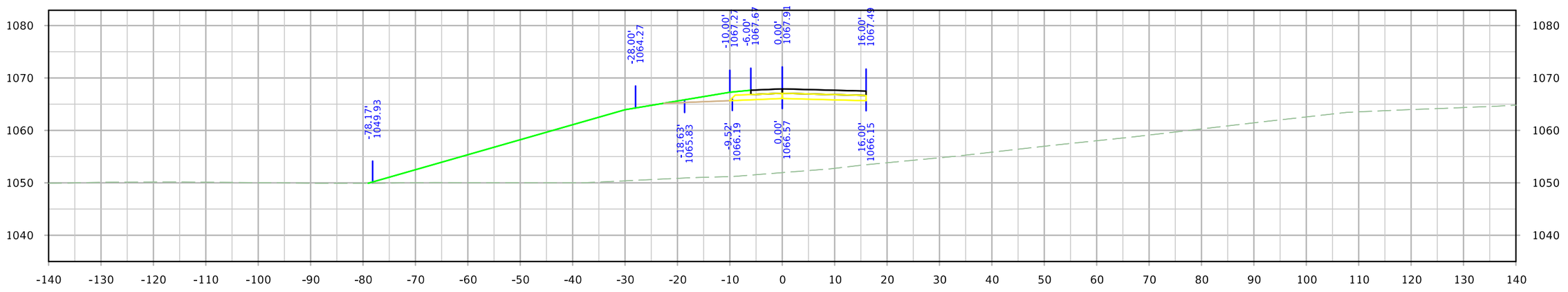

STA. 3549+50.00

FILE NO.	ENGLISH	DESIGN TEAM Iowa DOT/HR Green	MONONA COUNTY	PROJECT NUMBER STP-175-1(95)--2C-67	SHEET NUMBER Y.75

5:51:50 PM 8/10/2023 rtyrrel \\hrgreen.com\HRG\Data\2020\200200.15\CAD\Design\CADD_Files\Sheet_Files\SHT_6717502021_Y03_Z06.dgn

IA 175 Ramp C

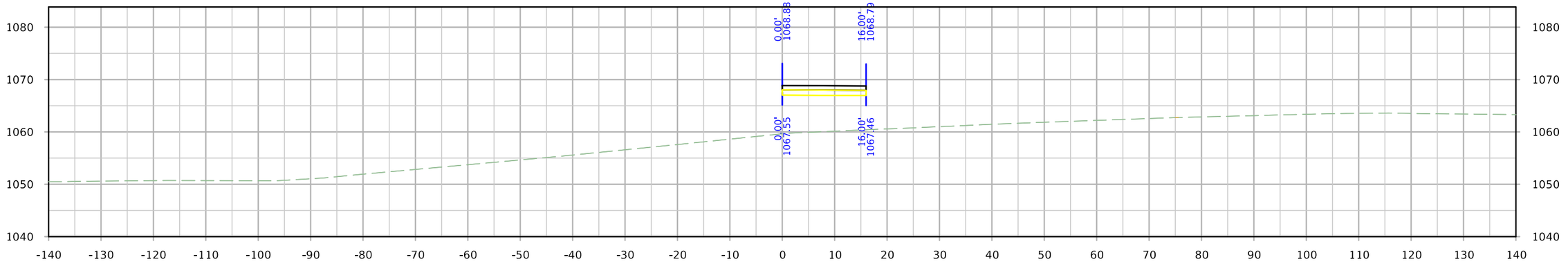

STA. 3549+99.06

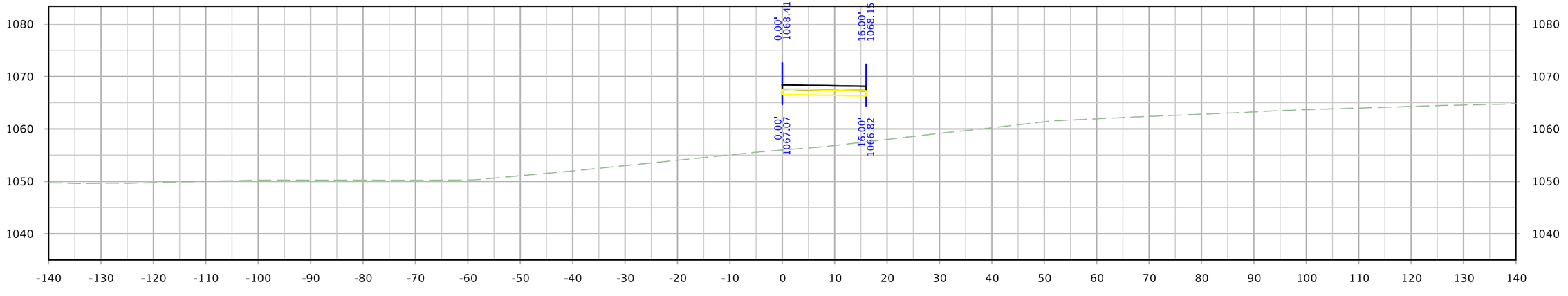

STA. 3549+75.00

FILE NO.	ENGLISH	DESIGN TEAM Iowa DOT/HR Green	MONONA COUNTY	PROJECT NUMBER STP-175-1(95)--2C-67	SHEET NUMBER Y.76

5:51:51 PM 8/10/2023 rtyrrel \\hrgreen.com\HRG\Data\2020\200200.15\CAD\Design\CADD_Files\Sheet_Files\SHT_6717502021_Y03_Z06.dgn

IA 175 Ramp C

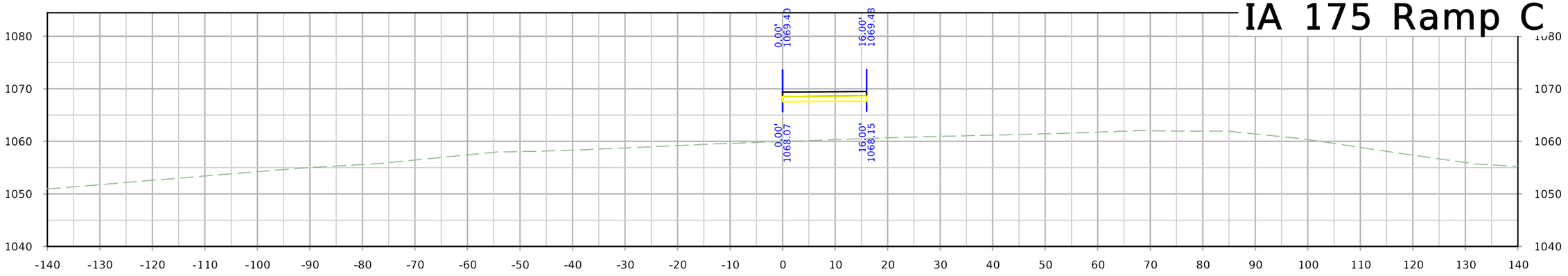

STA. 3550+25.00

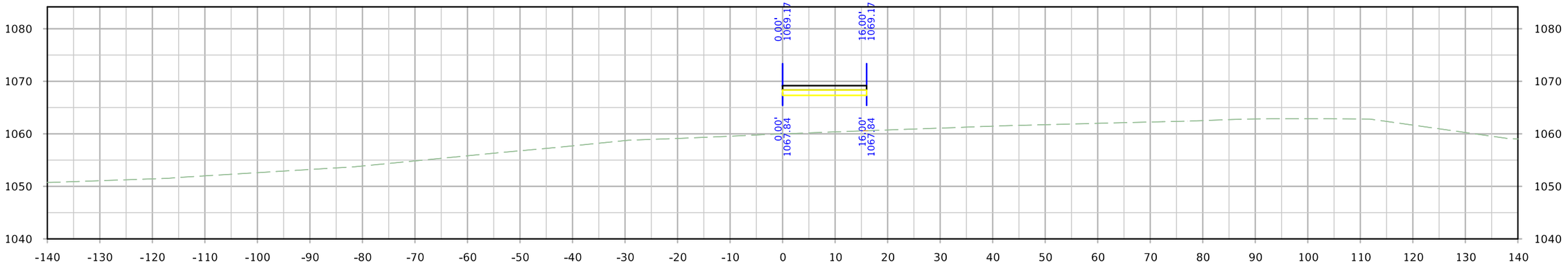

STA. 3550+13.30

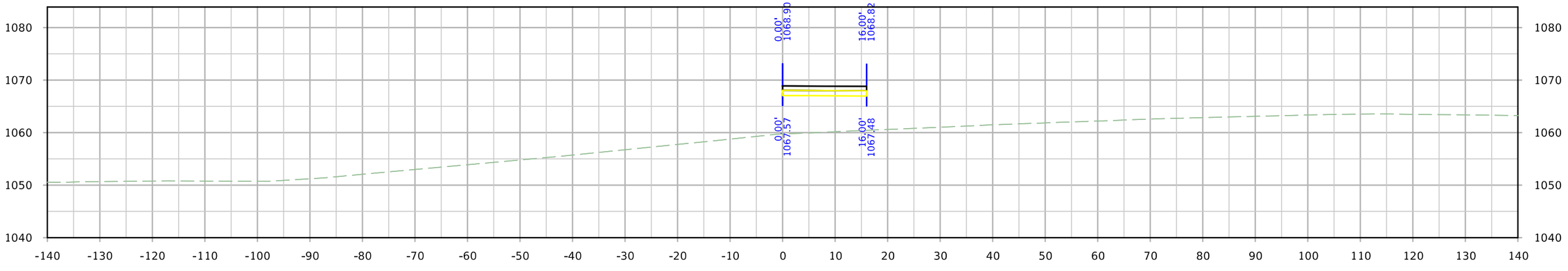

STA. 3550+00.00

FILE NO.	ENGLISH	DESIGN TEAM Iowa DOT/HR Green	MONONA COUNTY	PROJECT NUMBER STP-175-1(95)--2C-67	SHEET NUMBER Y.77

5:51:52 PM 8/10/2023 rtyrrel \\hrgreen.com\HRG\Data\2020\200200.15\CAD\Design\CADD_Files\Sheet_Files\SHT_6717502021_Y03_Z06.dgn

IA 175 Ramp C

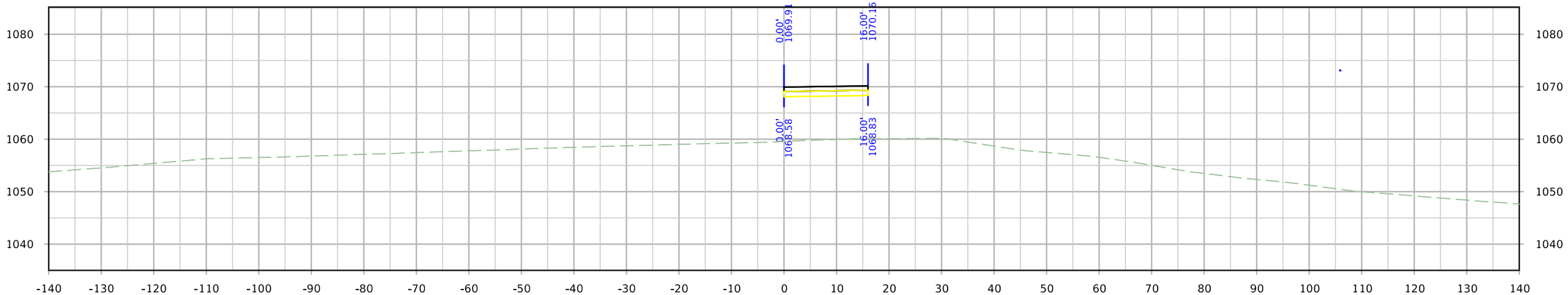

STA. 3550+50.72

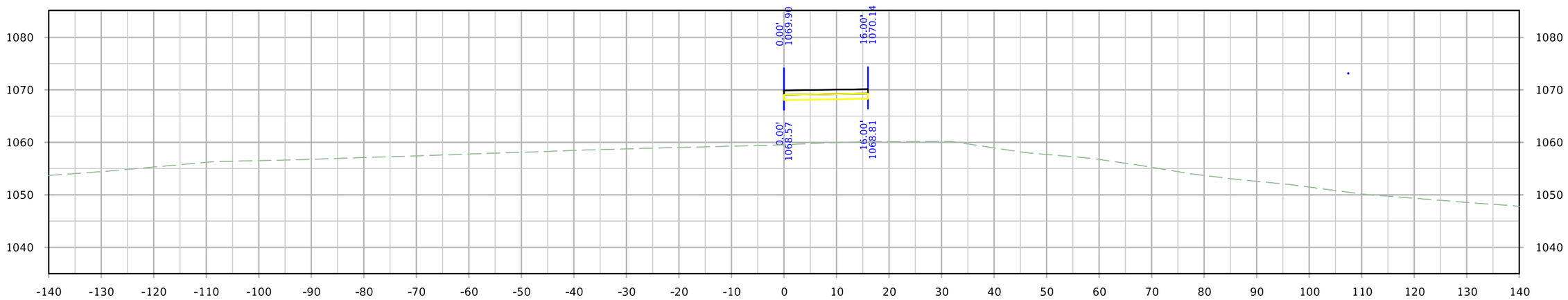

STA. 3550+50.00

FILE NO.	ENGLISH	DESIGN TEAM Iowa DOT/HR Green	MONONA COUNTY	PROJECT NUMBER STP-175-1(95)--2C-67	SHEET NUMBER Y.78	

5:51:54 PM 8/10/2023 rtyrrel \\hrgreen.com\HRG\Data\2020\200200.15\CAD\Design\CADD_Files\Sheet_Files\SHT_6717502021_Y03_Z06.dgn

IA 175 Ramp C

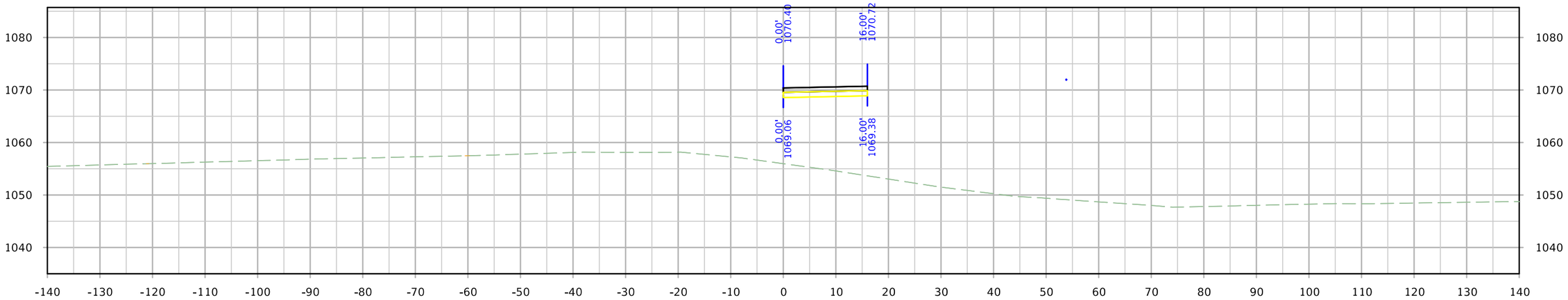

STA. 3550+75.00

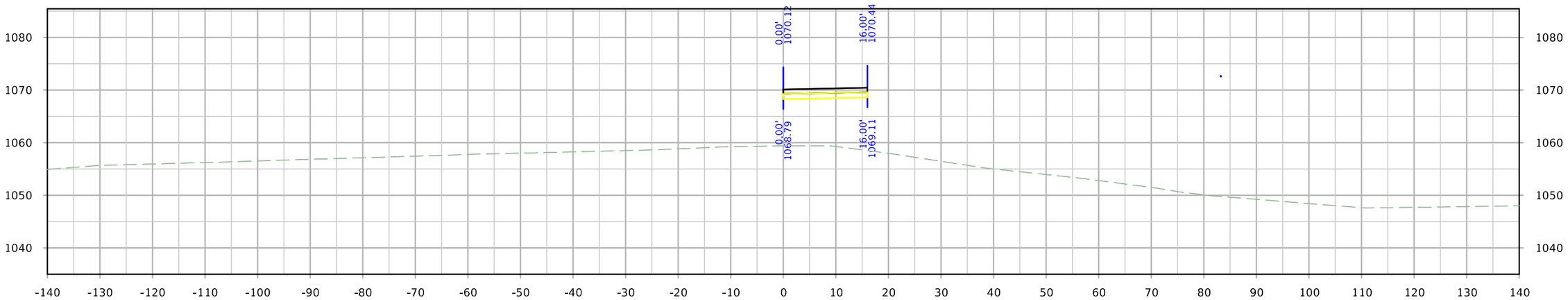

STA. 3550+61.30

FILE NO.	ENGLISH	DESIGN TEAM Iowa DOT/HR Green	MONONA COUNTY	PROJECT NUMBER STP-175-1(95)--2C-67	SHEET NUMBER Y.79

5:51:56 PM 8/10/2023 rtyrrel \\hrgreen.com\HRG\Data\2020\200200.15\CAD\Design\CADD_Files\Sheet_Files\SHT_6717502021_Y03_Z06.dgn

IA 175 Ramp C

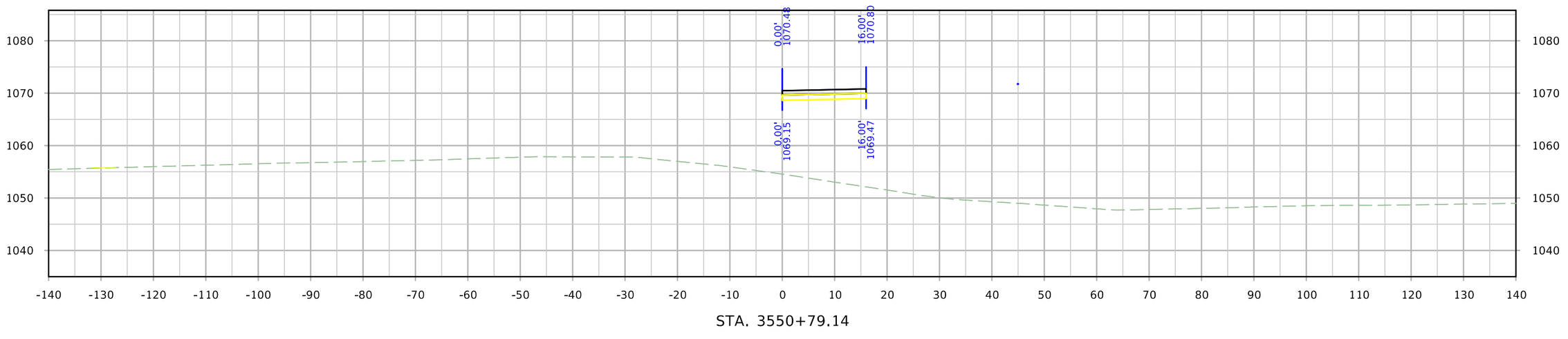

STA. 3550+79.14

FILE NO.	ENGLISH	DESIGN TEAM Iowa DOT/HR Green	MONONA COUNTY	PROJECT NUMBER STP-175-1(95)--2C-67	SHEET NUMBER Y.80

5:51:57 PM 8/10/2023 rtyrrel \\hrgreen.com\HRG\Data\2020\200200.15\CAD\Design\CADD_Files\Sheet_Files\SHT_6717502021_Y03_Z06.dgn

IA 175 Ramp D

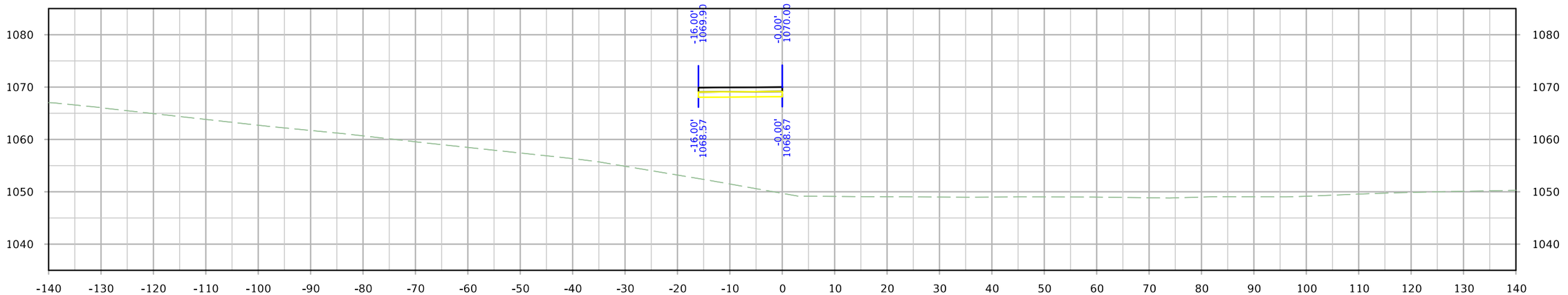

STA. 4543+75.00

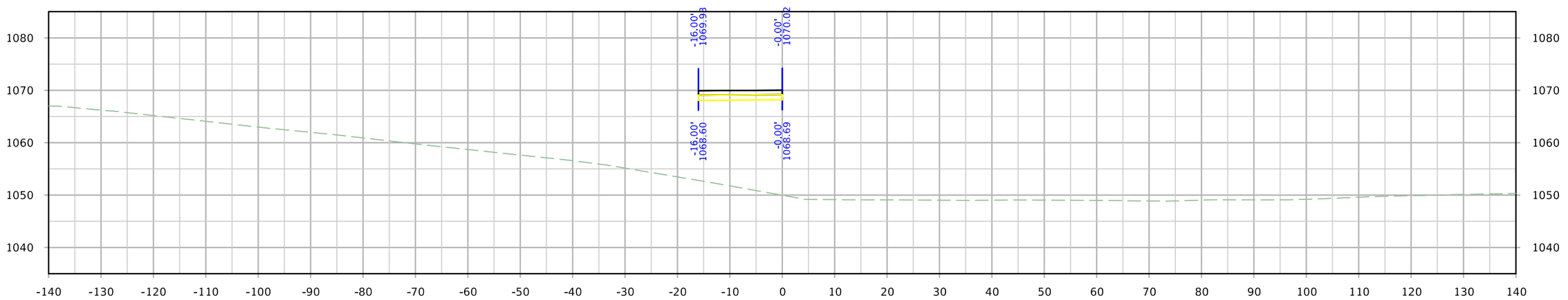

STA. 4543+72.26

FILE NO.	ENGLISH	DESIGN TEAM Iowa DOT/HR Green	MONONA COUNTY	PROJECT NUMBER STP-175-1(95)--2C-67	SHEET NUMBER Y.81

5:52:02 PM 8/10/2023 rtyrrel \\hrgreen.com\HRG\Data\2020\200200.15\CAD\Design\CADD_Files\Sheet_Files\SHT_6717502021_Y04_Z06.dgn

IA 175 Ramp D

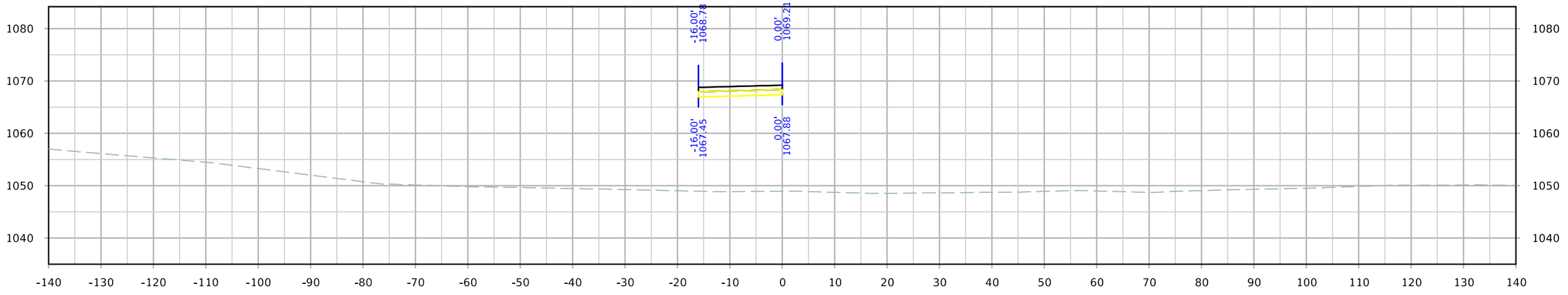

STA. 4544+25.00

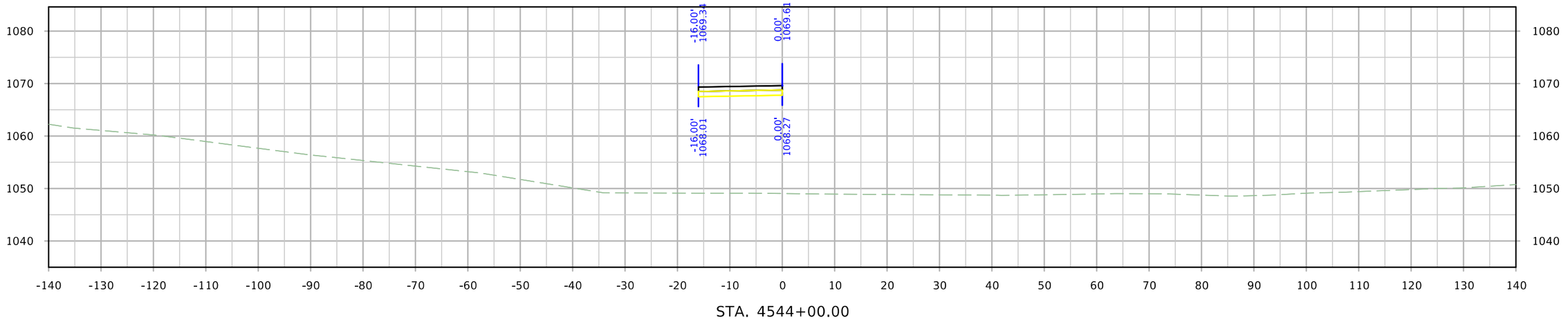

STA. 4544+00.00

FILE NO.	ENGLISH	DESIGN TEAM Iowa DOT/HR Green	MONONA COUNTY	PROJECT NUMBER STP-175-1(95)--2C-67	SHEET NUMBER Y.82

5:52:03 PM 8/10/2023 rtyrrel \\hrgreen.com\HRG\Data\2020\200200.15\CAD\Design\CADD_Files\Sheet_Files\SHT_6717502021_Y04_Z06.dgn

IA 175 Ramp D

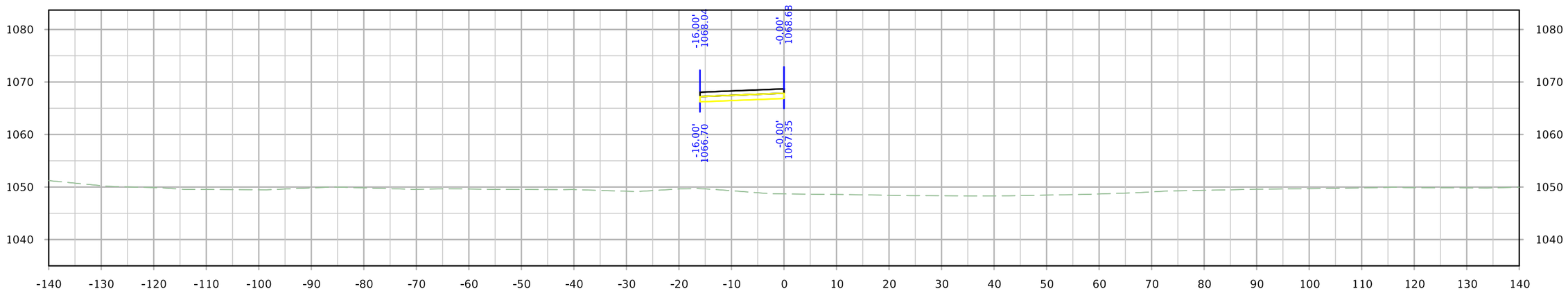

STA. 4544+58.36

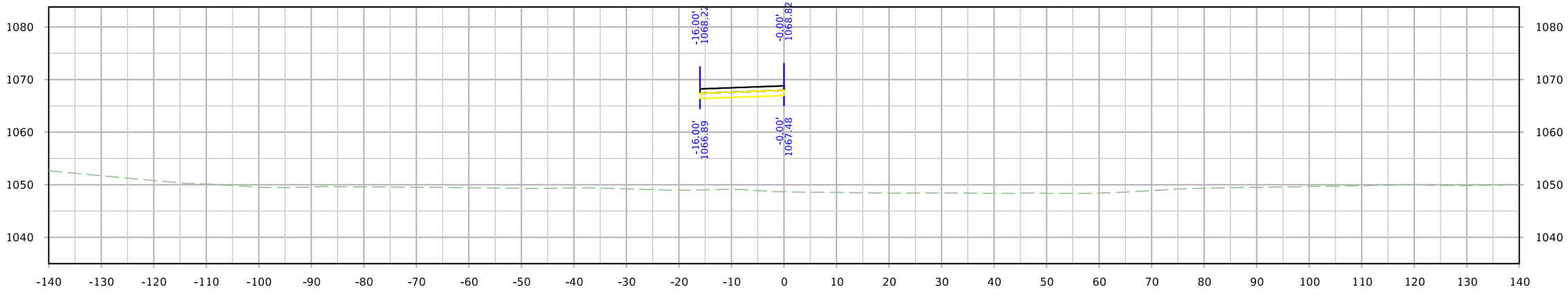

STA. 4544+50.00

FILE NO.	ENGLISH	DESIGN TEAM Iowa DOT/HR Green	MONONA COUNTY	PROJECT NUMBER STP-175-1(95)--2C-67	SHEET NUMBER Y.83

5:52:04 PM 8/10/2023 rtyrrel \\hrgreen.com\HRG\Data\2020\200200.15\CAD\Design\CADD_Files\Sheet_Files\SHT_6717502021_Y04_Z06.dgn

IA 175 Ramp D

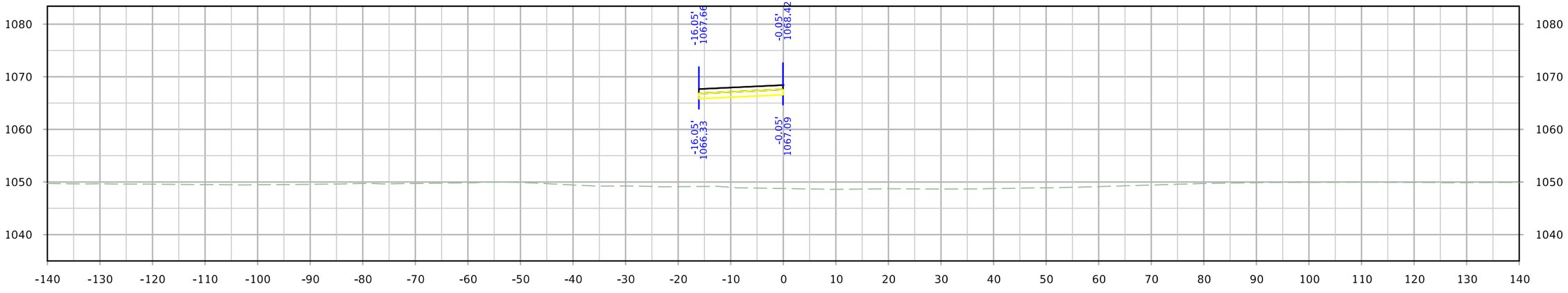

STA. 4544+75.00

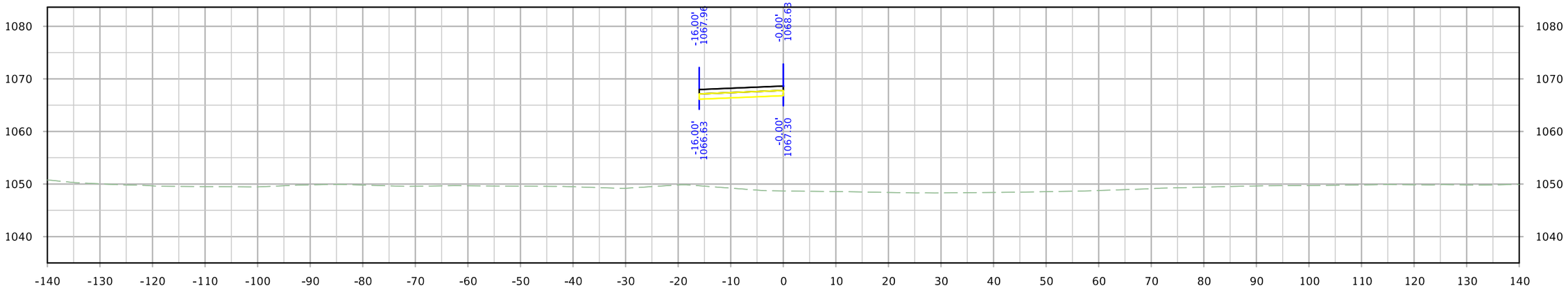

STA. 4544+61.53

FILE NO.	ENGLISH	DESIGN TEAM Iowa DOT/HR Green	MONONA COUNTY	PROJECT NUMBER STP-175-1(95)--2C-67	SHEET NUMBER Y.84

5:52:06 PM 8/10/2023 rtyrrel \\hrgreen.com\HRG\Data\2020\200200.15\CAD\Design\CADD_Files\Sheet_Files\SHT_6717502021_Y04_Z06.dgn

IA 175 Ramp D

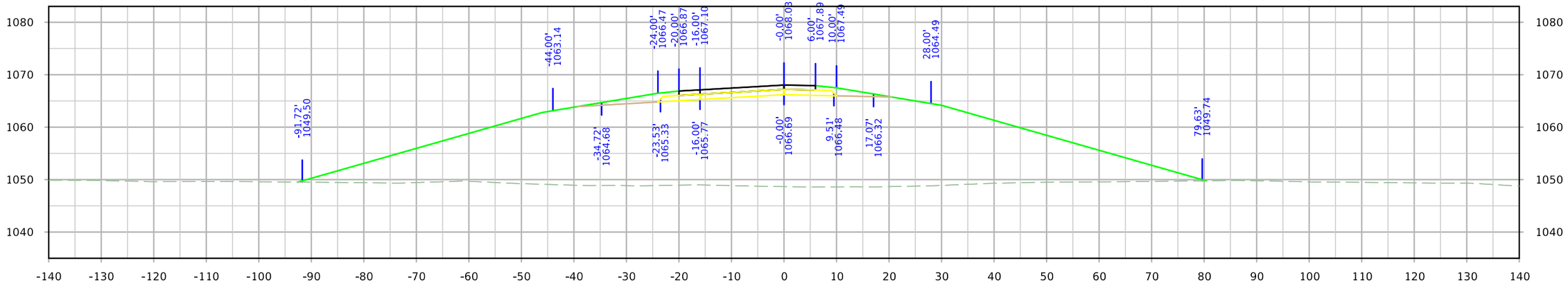

STA. 4545+00.00

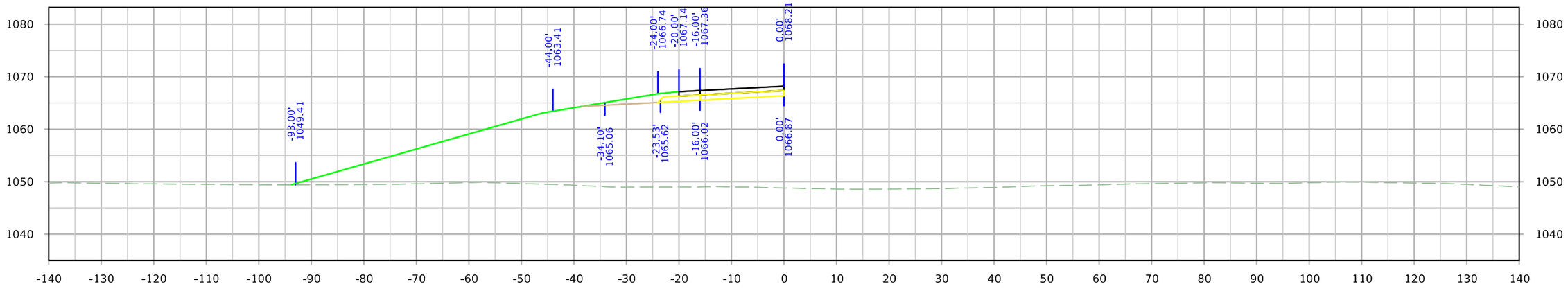

STA. 4544+88.63

FILE NO.	ENGLISH	DESIGN TEAM Iowa DOT/HR Green	MONONA COUNTY	PROJECT NUMBER STP-175-1(95)--2C-67	SHEET NUMBER Y.85

5:52:07 PM 8/10/2023 rtyrrel \\hrgreen.com\HRG\Data\2020\200200.15\CAD\Design\CADD_Files\Sheet_Files\SHT_6717502021_Y04_Z06.dgn

IA 175 Ramp D

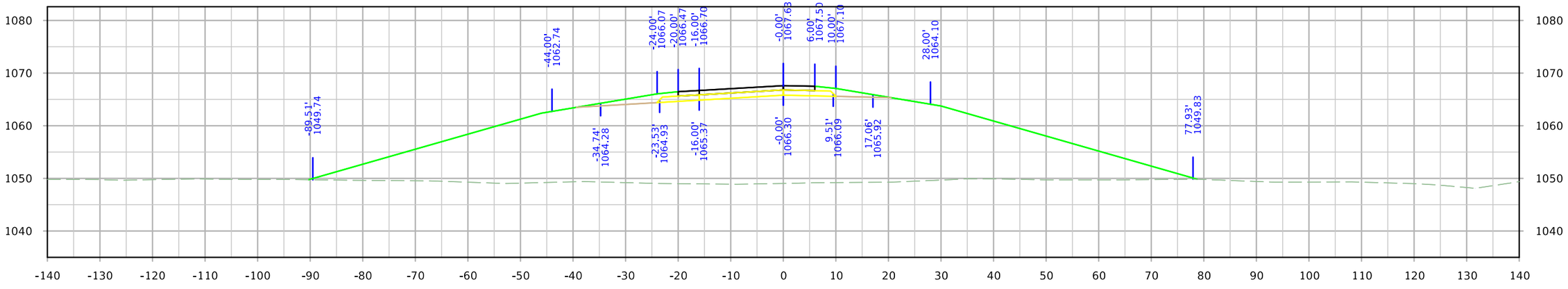

STA. 4545+25.00

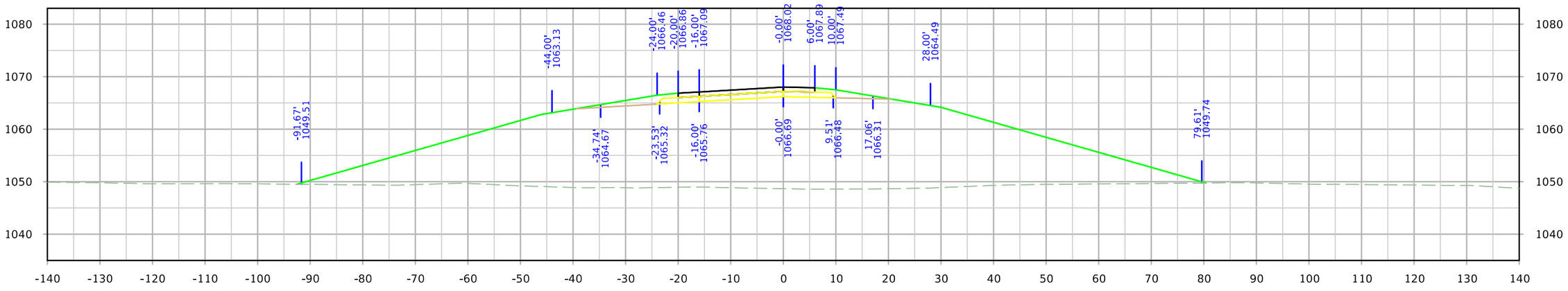

STA. 4545+00.36

FILE NO.	ENGLISH	DESIGN TEAM Iowa DOT/HR Green	MONONA COUNTY	PROJECT NUMBER STP-175-1(95)--2C-67	SHEET NUMBER Y.86

5:52:09 PM 8/10/2023 rtyrrel \\hrgreen.com\HRG\Data\2020\200200.15\CAD\Design\CADD_Files\Sheet_Files\SHT_6717502021_Y04_Z06.dgn

IA 175 Ramp D

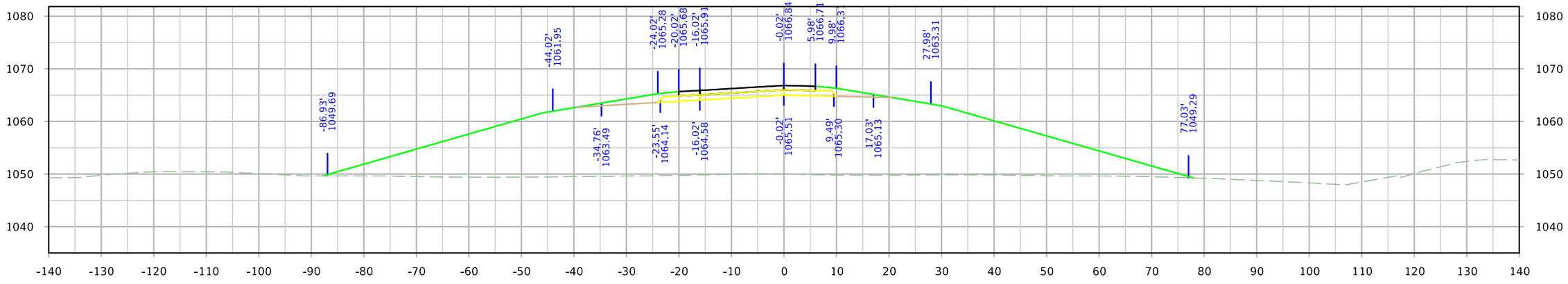

STA. 4545+75.00

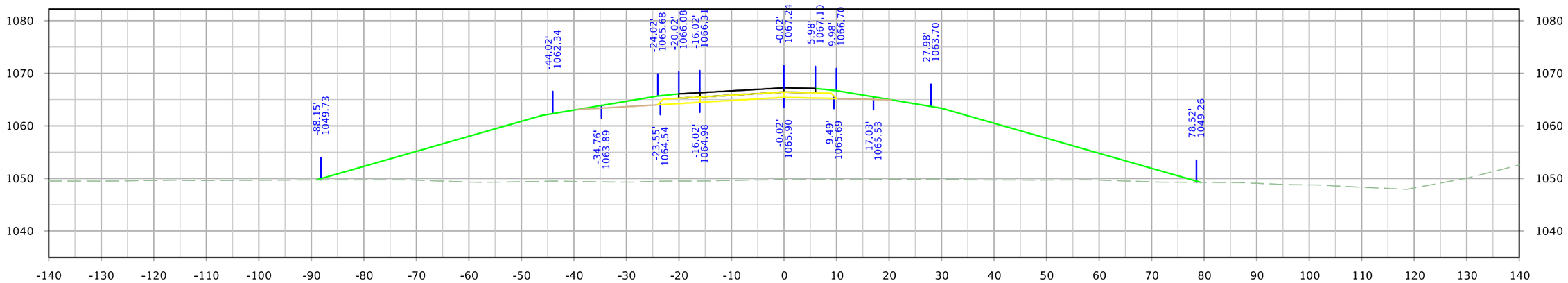

STA. 4545+50.00

FILE NO.	ENGLISH	DESIGN TEAM Iowa DOT/HR Green	MONONA COUNTY	PROJECT NUMBER STP-175-1(95)--2C-67	SHEET NUMBER Y.87

5:52:10 PM 8/10/2023 rtyrrel \\hrgreen.com\HRG\Data\2020\200200.15\CAD\Design\CADD_Files\Sheet_Files\SHT_6717502021_Y04_Z06.dgn

IA 175 Ramp D

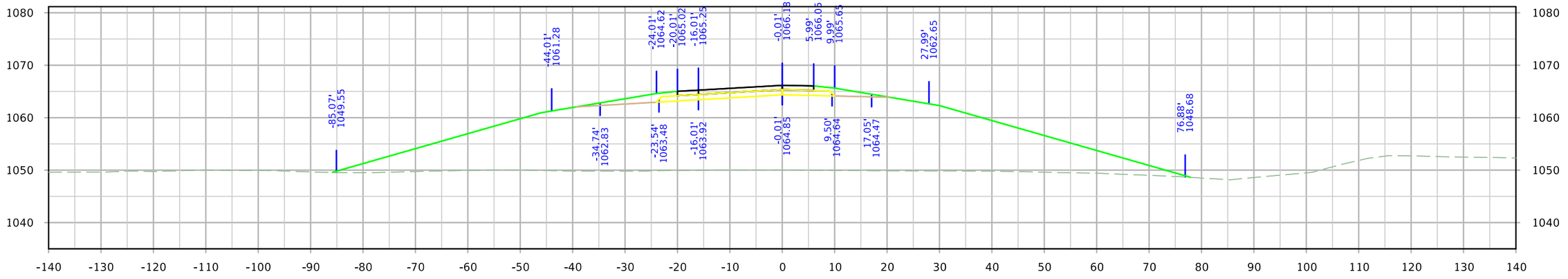

STA. 4546+16.99

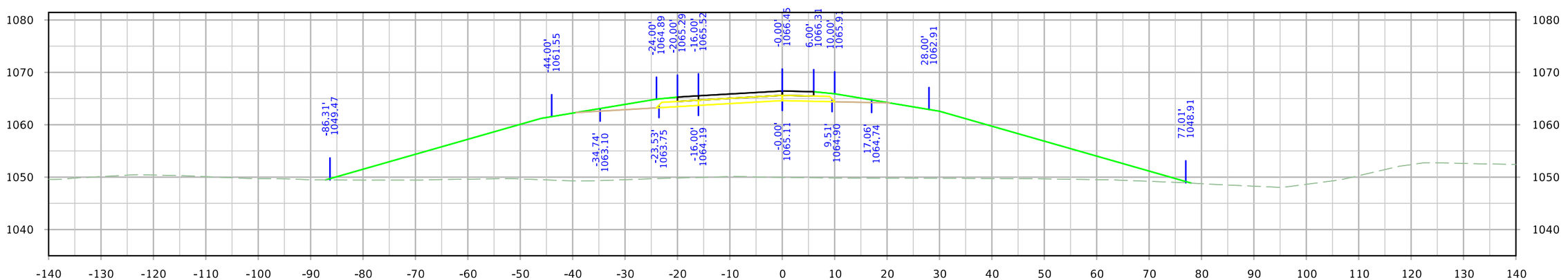

STA. 4546+00.00

FILE NO.	ENGLISH	DESIGN TEAM Iowa DOT/HR Green	MONONA COUNTY	PROJECT NUMBER STP-175-1(95)--2C-67	SHEET NUMBER Y.88

5:52:12 PM 8/10/2023 rtyrrel \\hrgreen.com\HRG\Data\2020\200200.15\CAD\Design\CADD_Files\Sheet_Files\SHT_6717502021_Y04_Z06.dgn

IA 175 Ramp D

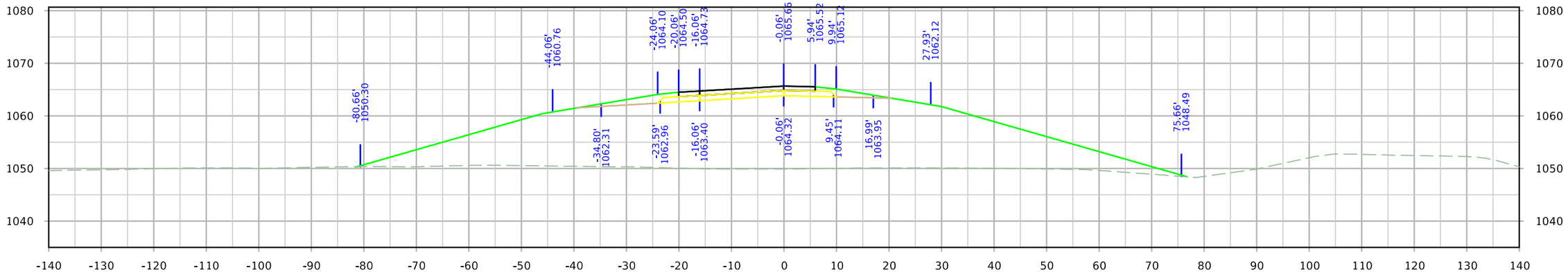

STA. 4546+50.00

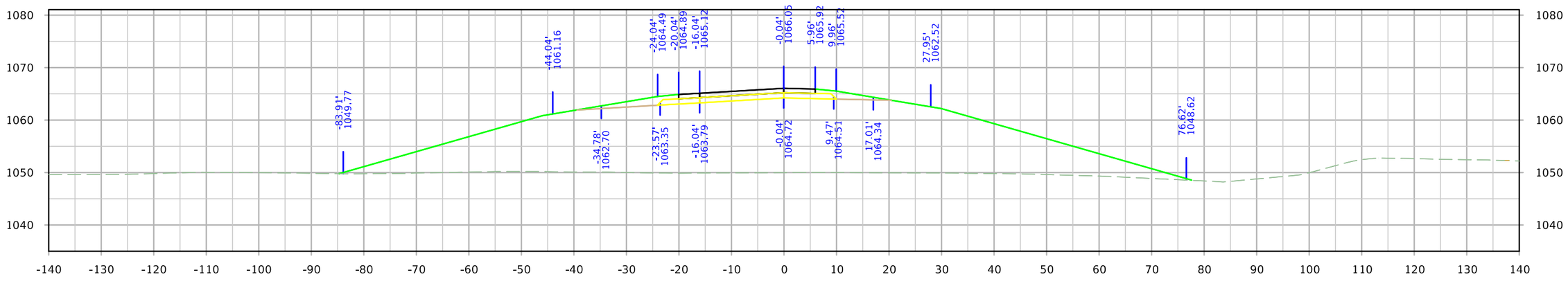

STA. 4546+25.00

FILE NO.	ENGLISH	DESIGN TEAM Iowa DOT/HR Green	MONONA COUNTY	PROJECT NUMBER STP-175-1(95)--2C-67	SHEET NUMBER Y.89

5:52:13 PM 8/10/2023 rtyrrel \\hrgreen.com\HRG\Data\2020\200200.15\CAD\Design\CADD_Files\Sheet_Files\SHT_6717502021_Y04_Z06.dgn

IA 175 Ramp D

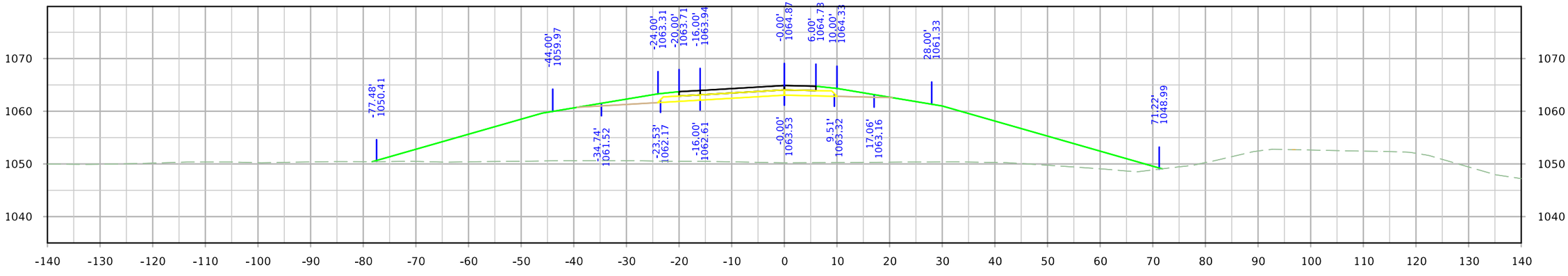

STA. 4547+00.00

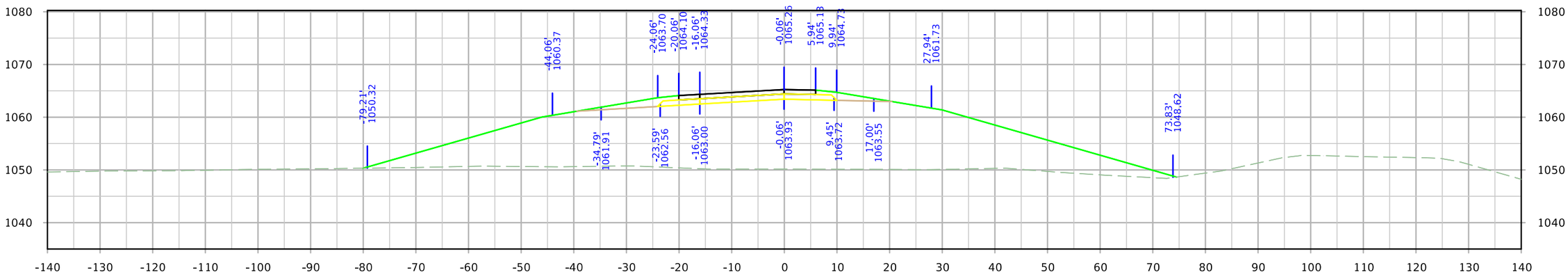

STA. 4546+75.00

FILE NO.	ENGLISH	DESIGN TEAM Iowa DOT/HR Green	MONONA COUNTY	PROJECT NUMBER STP-175-1(95)--2C-67	SHEET NUMBER Y.90

5:52:15 PM 8/10/2023 rtyrrel \\hrgreen.com\HRG\Data\2020\200200.15\CAD\Design\CADD_Files\Sheet_Files\SHT_6717502021_Y04_Z06.dgn

IA 175 Ramp D

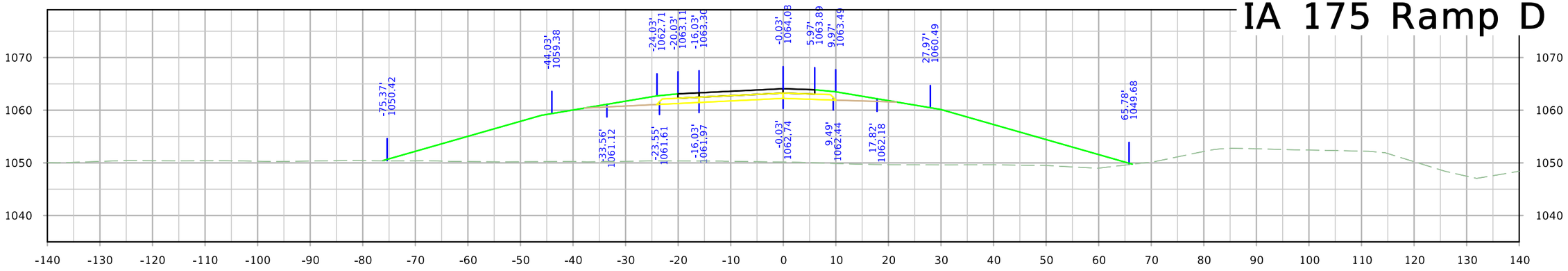

STA. 4547+50.00

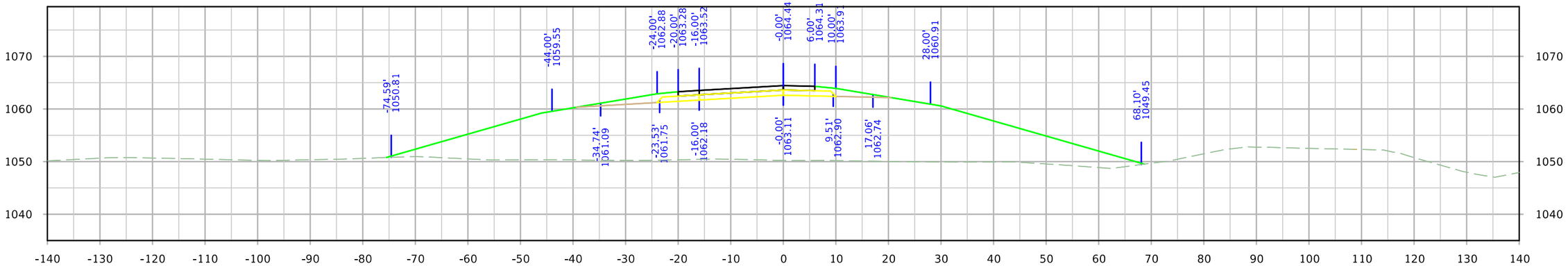

STA. 4547+26.77

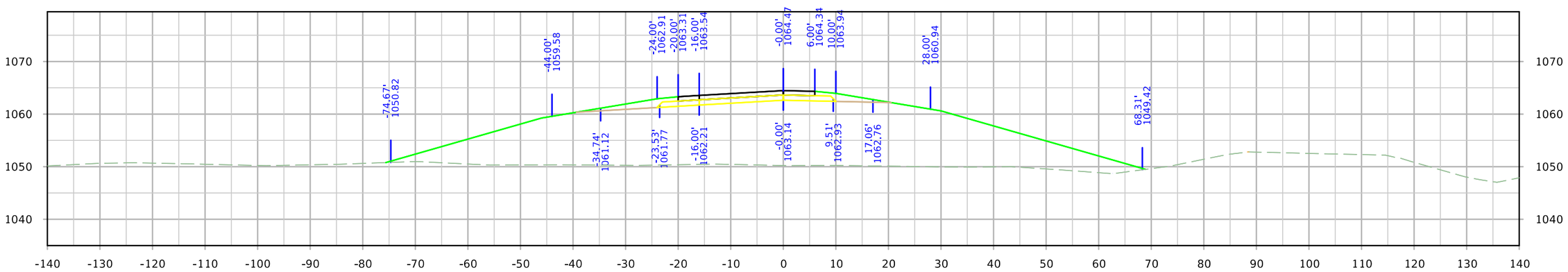

STA. 4547+25.00

FILE NO.	ENGLISH	DESIGN TEAM Iowa DOT/HR Green	MONONA COUNTY	PROJECT NUMBER STP-175-1(95)--2C-67	SHEET NUMBER Y.91

5:52:17 PM 8/10/2023 rtyrrel \\hrgreen.com\HRG\Data\2020\200200.15\CAD\Design\CADD_Files\Sheet_Files\SHT_6717502021_Y04_Z06.dgn

IA 175 Ramp D

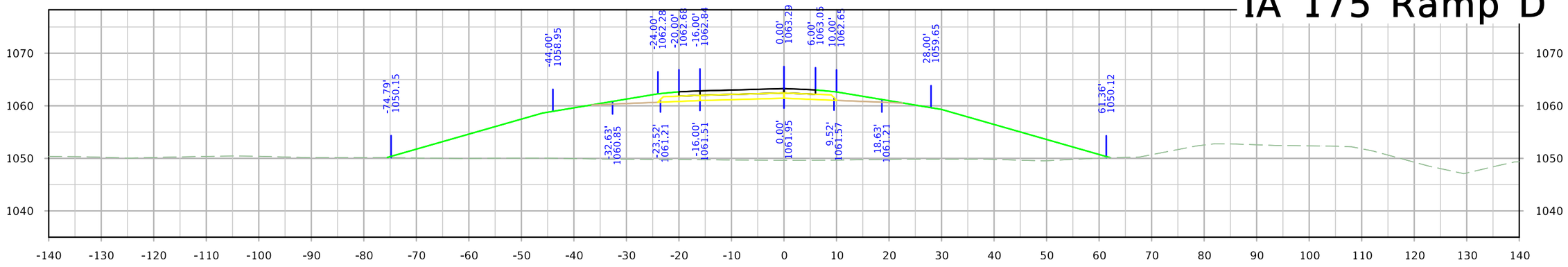

STA. 4548+00.00

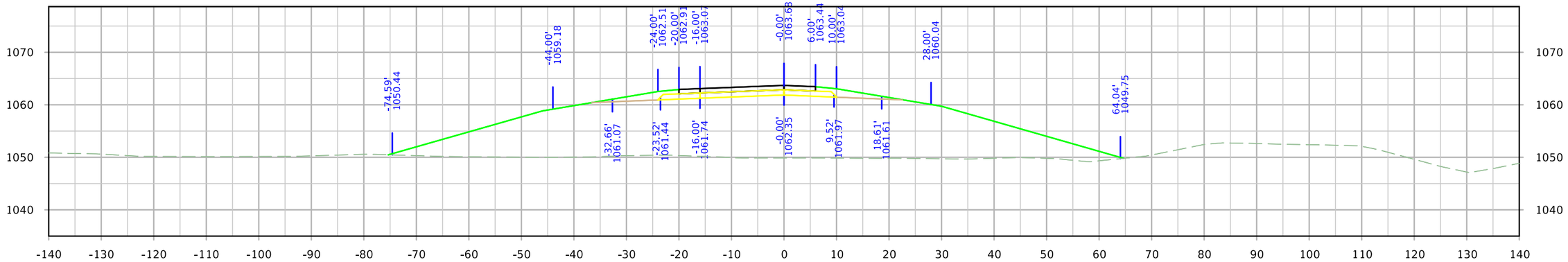

STA. 4547+75.00

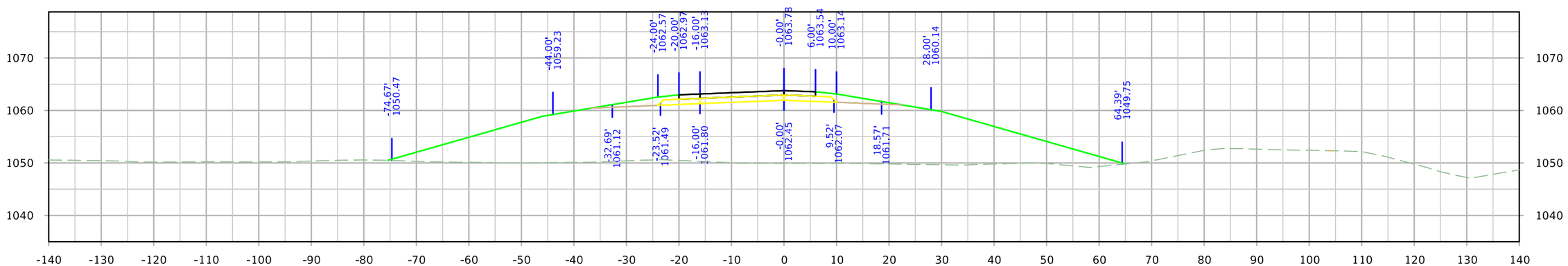

STA. 4547+68.77

FILE NO.	ENGLISH	DESIGN TEAM Iowa DOT/HR Green	MONONA COUNTY	PROJECT NUMBER STP-175-1(95)--2C-67	SHEET NUMBER Y.92

5:52:19 PM 8/10/2023 rtyrrel \\hrgreen.com\HRG\Data\2020\200200.15\CAD\Design\CADD_Files\Sheet_Files\SHT_6717502021_Y04_Z06.dgn

IA 175 Ramp D

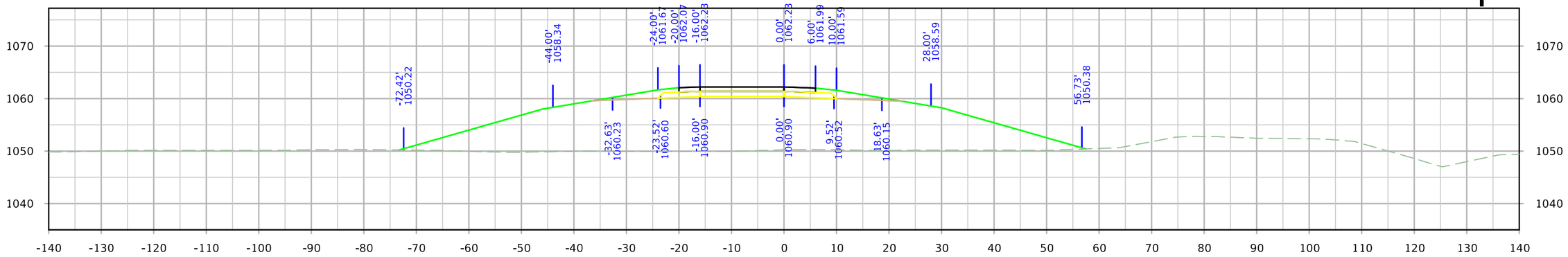

STA. 4548+66.77

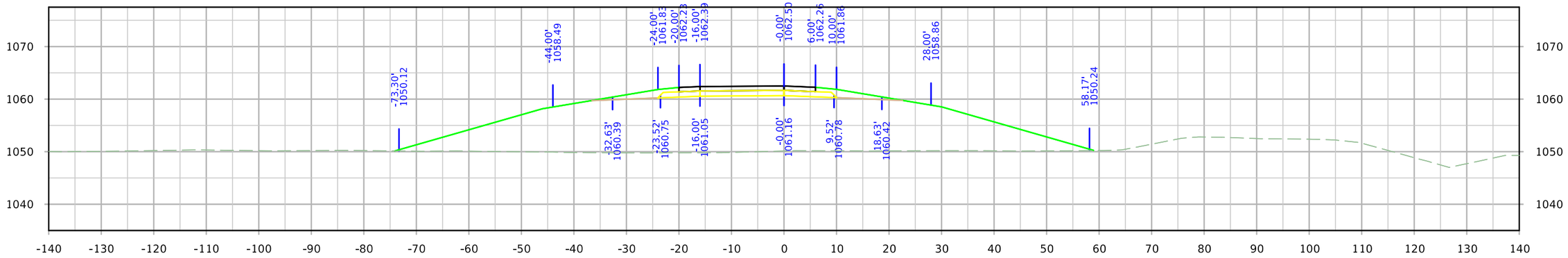

STA. 4548+50.00

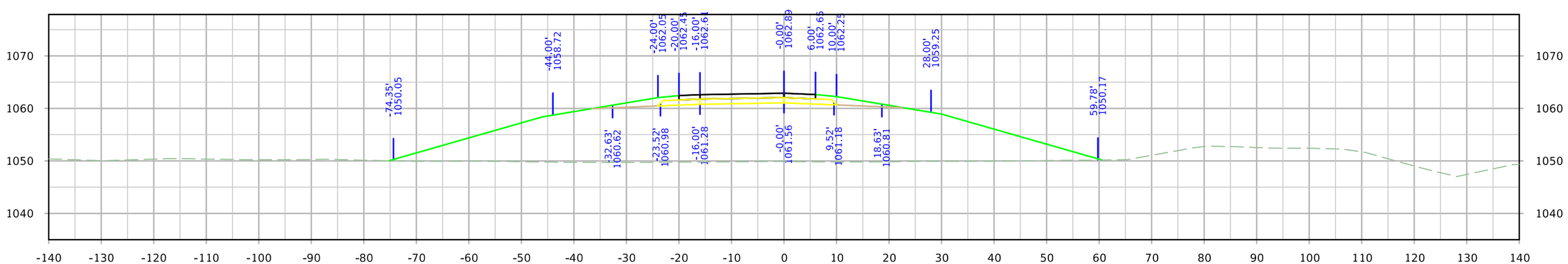

STA. 4548+25.00

FILE NO.	ENGLISH	DESIGN TEAM Iowa DOT/HR Green	MONONA COUNTY	PROJECT NUMBER STP-175-1(95)--2C-67	SHEET NUMBER Y.93

5:52:20 PM 8/10/2023 rtyrrel \\hrgreen.com\HRG\Data\2020\200200.15\CAD\Design\CADD_Files\Sheet_Files\SHT_6717502021_Y04_Z06.dgn

IA 175 Ramp D

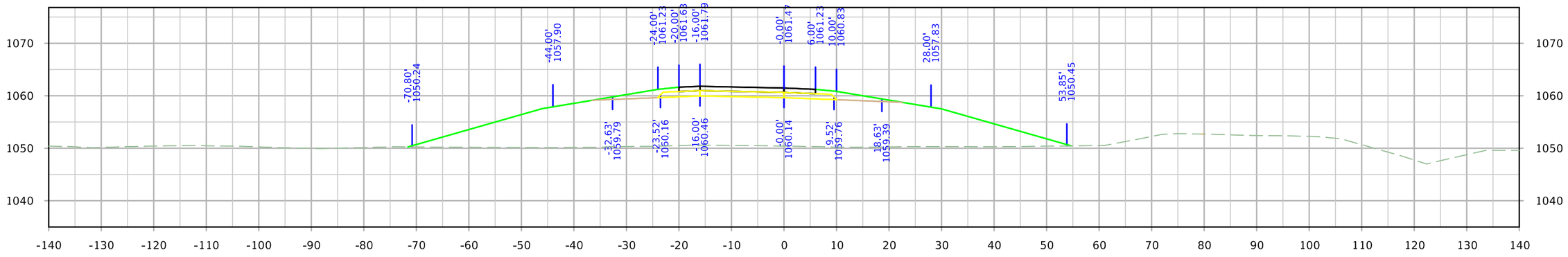

STA. 4549+14.77

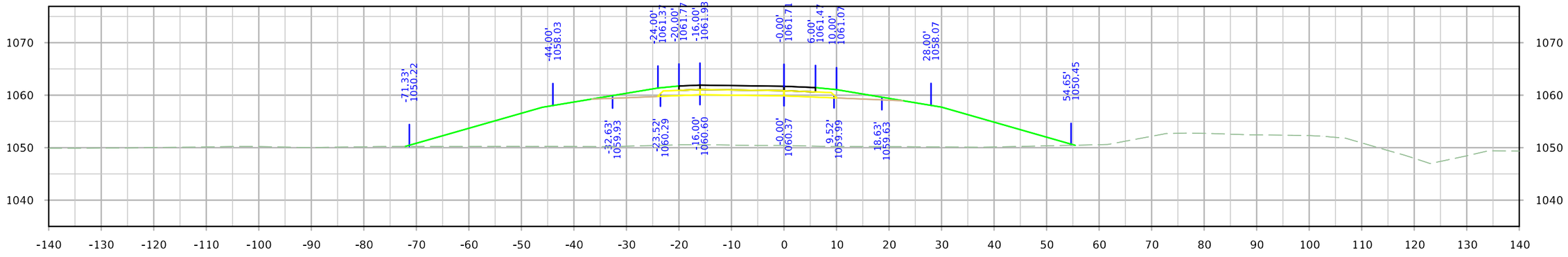

STA. 4549+00.00

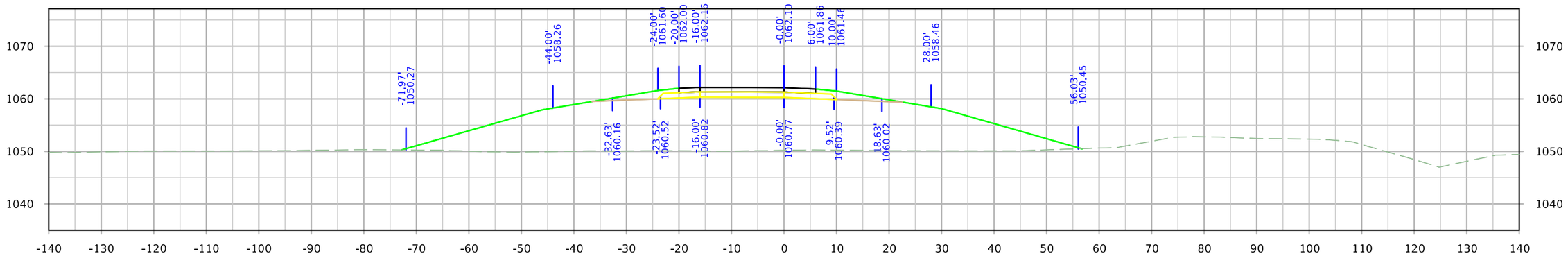

STA. 4548+75.00

FILE NO.	ENGLISH	DESIGN TEAM Iowa DOT/HR Green	MONONA COUNTY	PROJECT NUMBER STP-175-1(95)--2C-67	SHEET NUMBER Y.94

5:52:23 PM 8/10/2023 rtyrrel \\hrgreen.com\HRG\Data\2020\200200.15\CAD\Design\CADD_Files\Sheet_Files\SHT_6717502021_Y04_Z06.dgn

IA 175 Ramp D

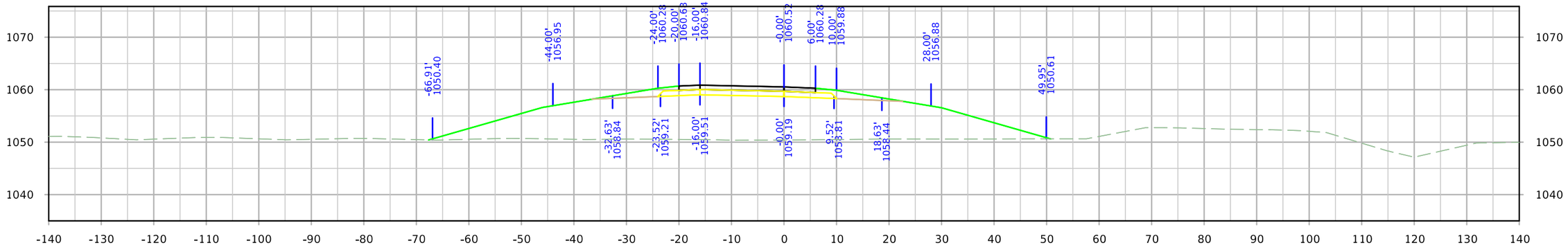

STA. 4549+75.00

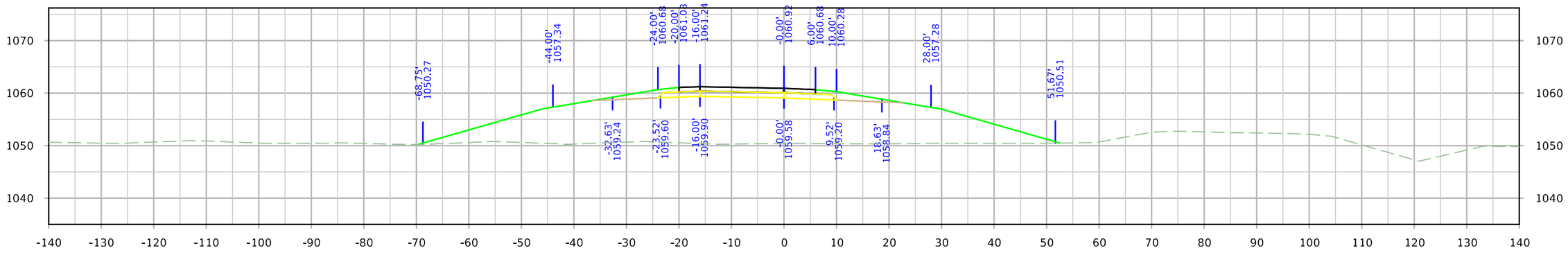

STA. 4549+50.00

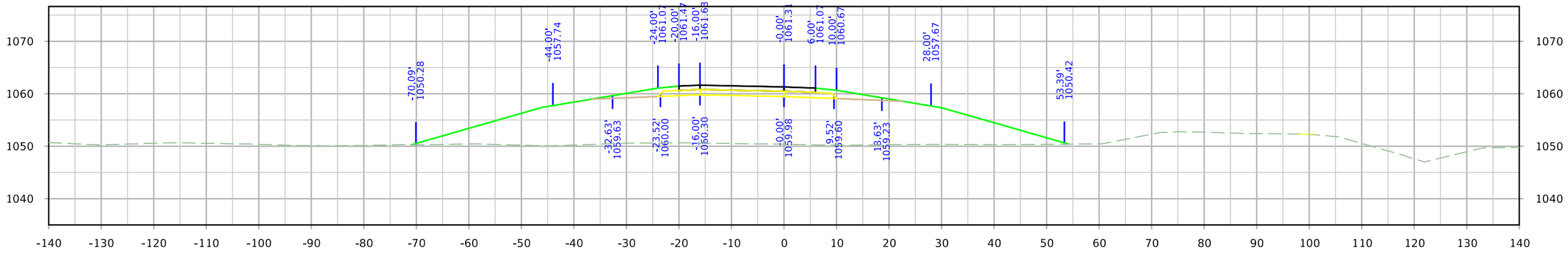

STA. 4549+25.00

FILE NO.	ENGLISH	DESIGN TEAM Iowa DOT/HR Green	MONONA COUNTY	PROJECT NUMBER STP-175-1(95)--2C-67	SHEET NUMBER Y.95

5:52:25 PM 8/10/2023 rtyrrel \\hrgreen.com\HRG\Data\2020\200200.15\CAD\Design\CADD_Files\Sheet_Files\SHT_6717502021_Y04_Z06.dgn

IA 175 Ramp D

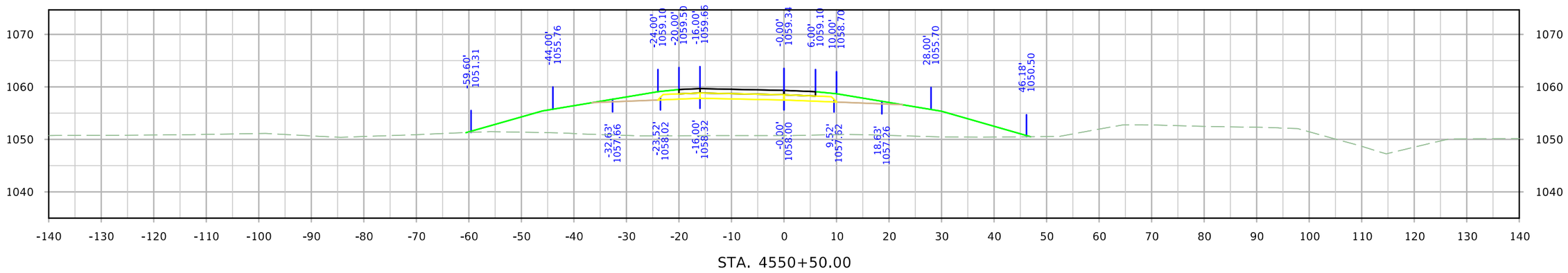

STA. 4550+50.00

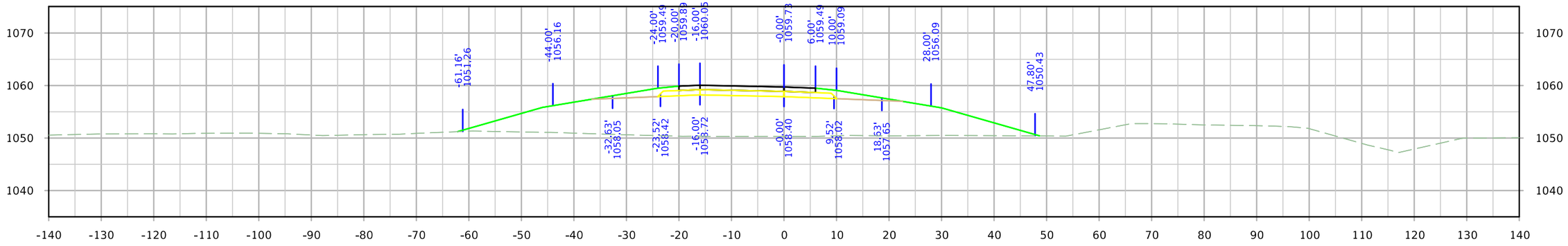

STA. 4550+25.00

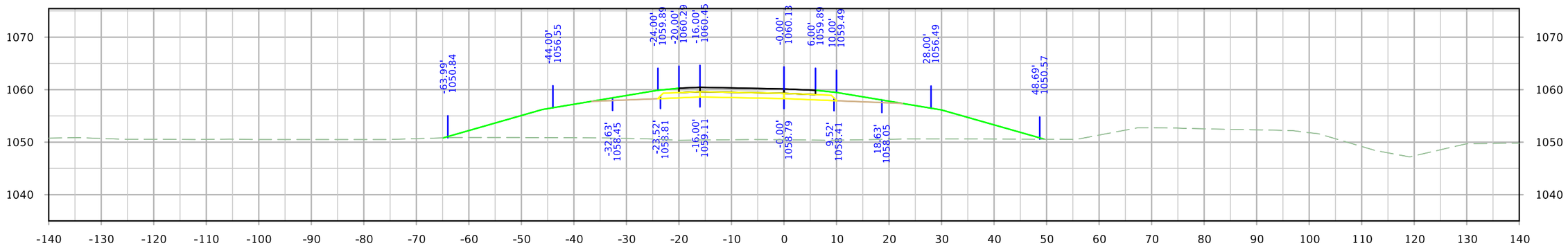

STA. 4550+00.00

FILE NO.	ENGLISH	DESIGN TEAM Iowa DOT/HR Green	MONONA COUNTY	PROJECT NUMBER STP-175-1(95)--2C-67	SHEET NUMBER Y.96

5:52:26 PM 8/10/2023 rtyrrel \\hrgreen.com\HRG\Data\2020\200200.15\CAD\Design\CADD_Files\Sheet_Files\SHT_6717502021_Y04_Z06.dgn

IA 175 Ramp D

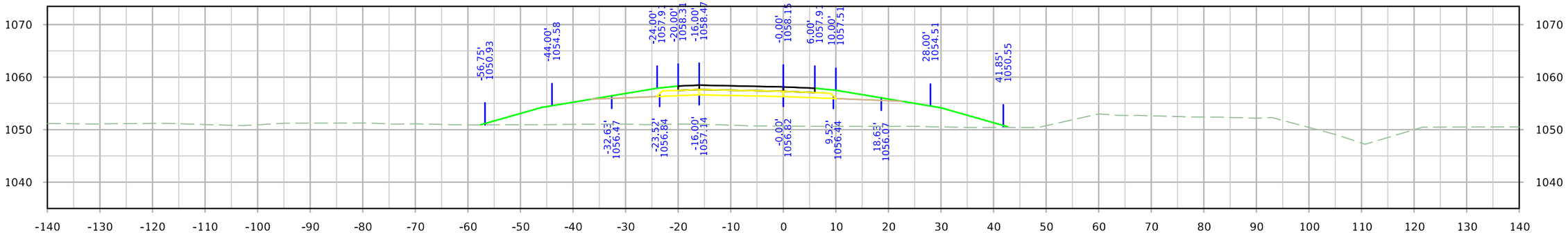

STA. 4551+25.00

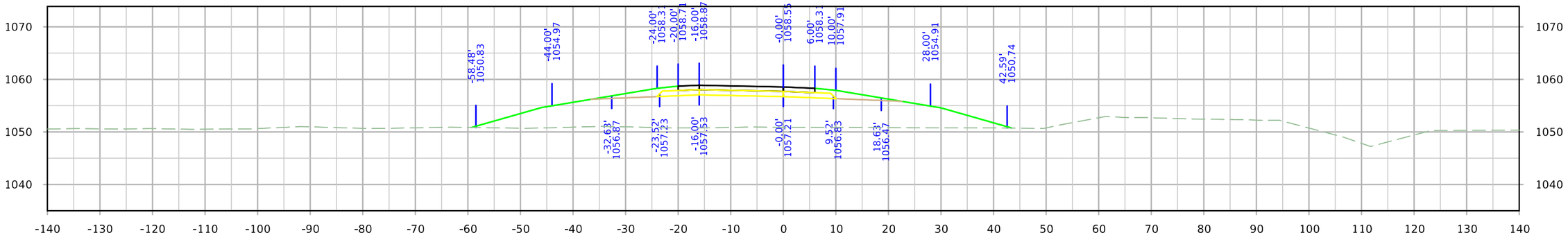

STA. 4551+00.00

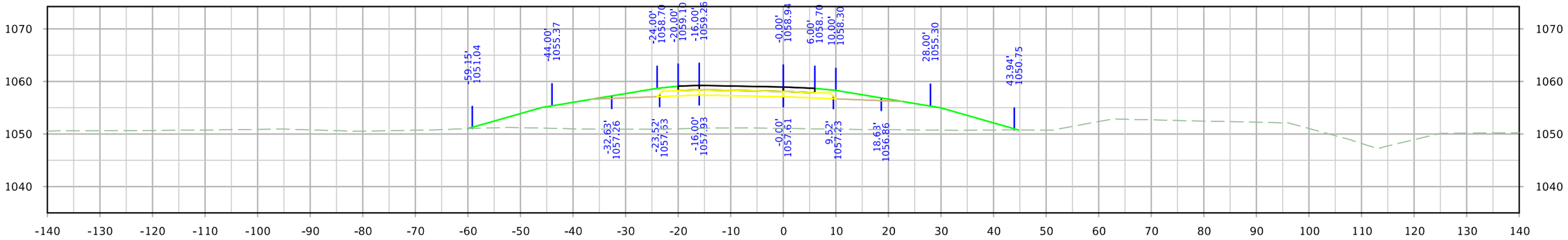

STA. 4550+75.00

FILE NO.	ENGLISH	DESIGN TEAM Iowa DOT/HR Green	MONONA COUNTY	PROJECT NUMBER STP-175-1(95)--2C-67	SHEET NUMBER Y.97

5:52:28 PM 8/10/2023 rtyrrel \\hrgreen.com\HRG\Data\2020\200200.15\CAD\Design\CADD_Files\Sheet_Files\SHT_6717502021_Y04_Z06.dgn

IA 175 Ramp D

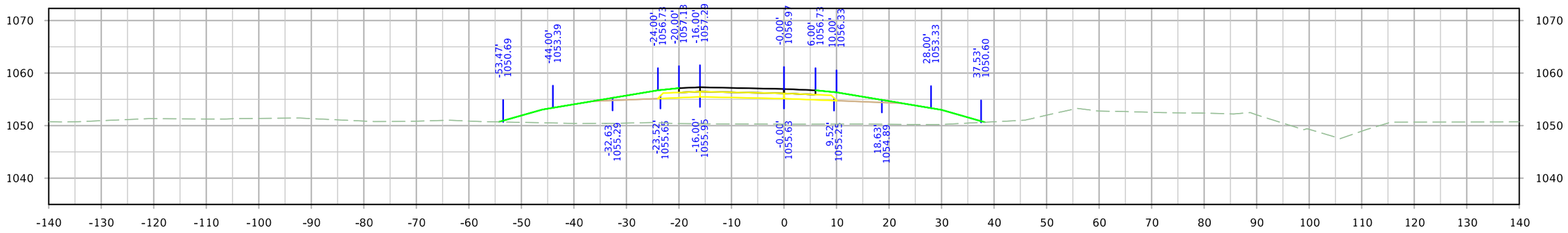

STA. 4552+00.00

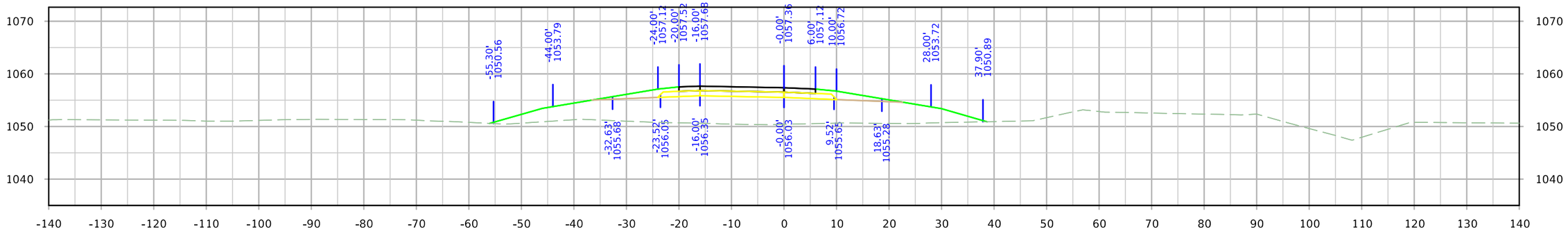

STA. 4551+75.00

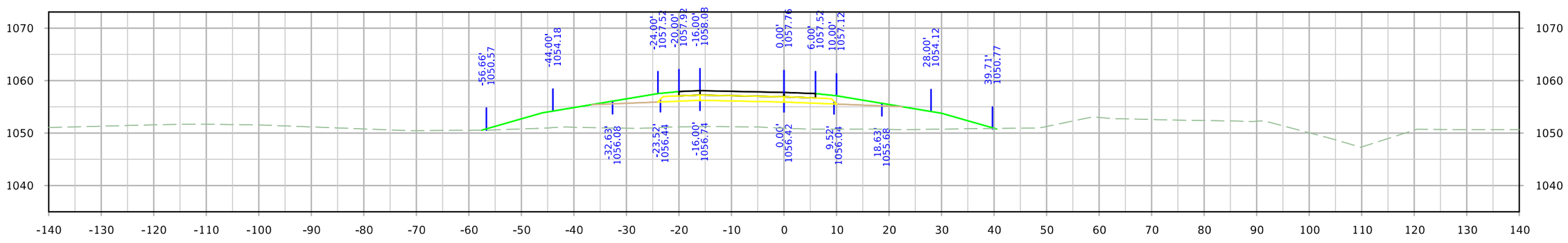

STA. 4551+50.00

FILE NO.	ENGLISH	DESIGN TEAM Iowa DOT/HR Green	MONONA COUNTY	PROJECT NUMBER STP-175-1(95)--2C-67	SHEET NUMBER Y.98

5:52:30 PM 8/10/2023 rtyrrel \\hrgreen.com\HRG\Data\2020\200200.15\CAD\Design\CADD_Files\Sheet_Files\SHT_6717502021_Y04_Z06.dgn

IA 175 Ramp D

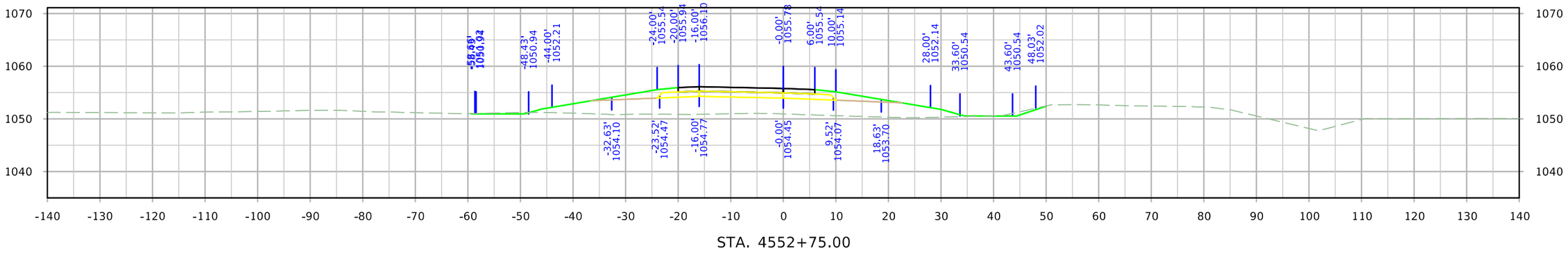

STA. 4552+75.00

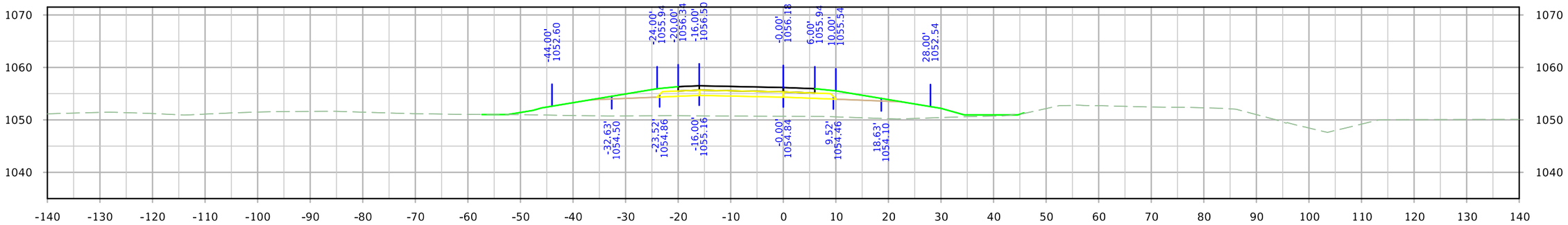

STA. 4552+50.00

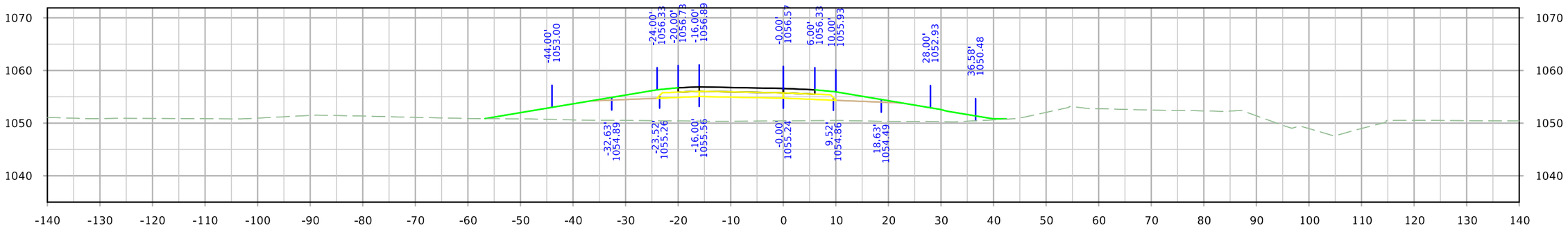

STA. 4552+25.00

FILE NO.	ENGLISH	DESIGN TEAM Iowa DOT/HR Green	MONONA COUNTY	PROJECT NUMBER STP-175-1(95)--2C-67	SHEET NUMBER Y.99

5:52:32 PM 8/10/2023 rtyrrel \\hrgreen.com\HRG\Data\2020\200200.15\CAD\Design\CADD_Files\Sheet_Files\SHT_6717502021_Y04_Z06.dgn

IA 175 Ramp D

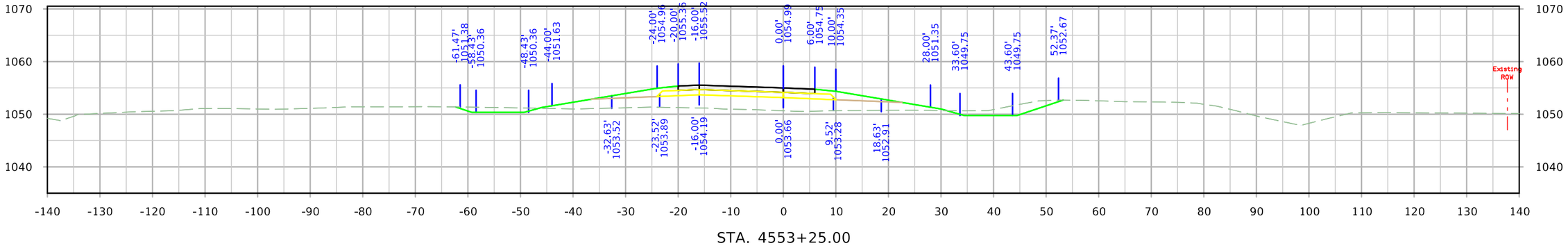

STA. 4553+25.00

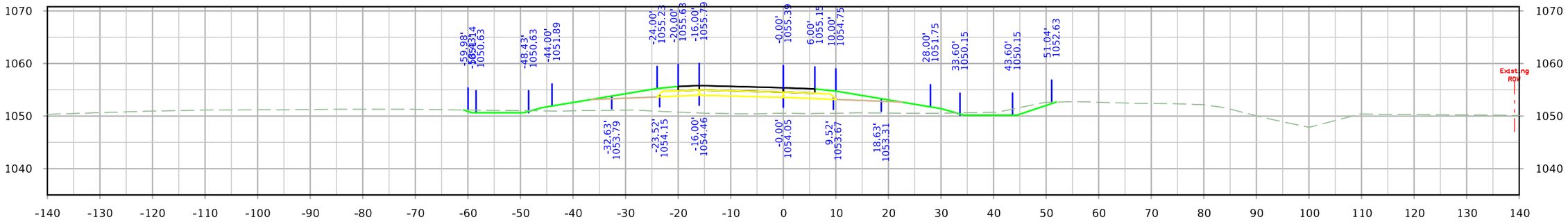

STA. 4553+00.00

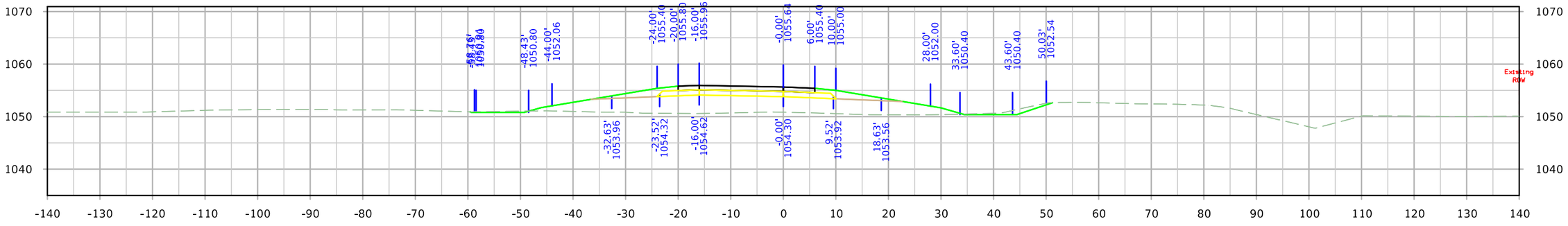

STA. 4552+84.14

FILE NO.	ENGLISH	DESIGN TEAM Iowa DOT/HR Green	MONONA COUNTY	PROJECT NUMBER STP-175-1(95)--2C-67	SHEET NUMBER Y.100	

5:52:33 PM 8/10/2023 rtyrrel \\hrgreen.com\HRG\Data\2020\200200.15\CAD\Design\CADD_Files\Sheet_Files\SHT_6717502021_Y04_Z06.dgn

IA 175 Ramp D

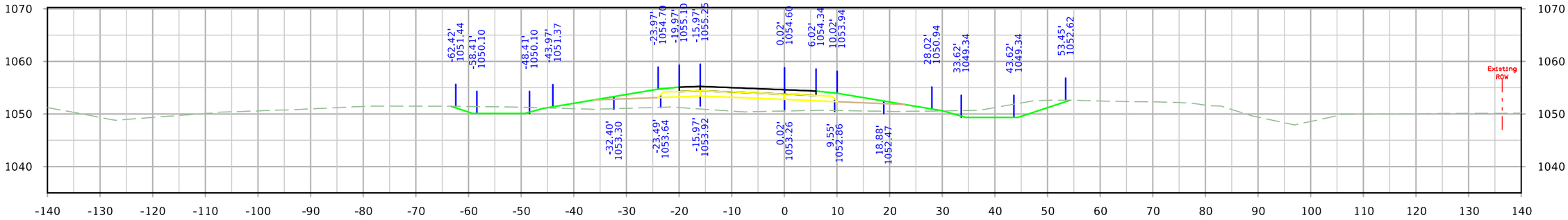

STA. 4553+50.00

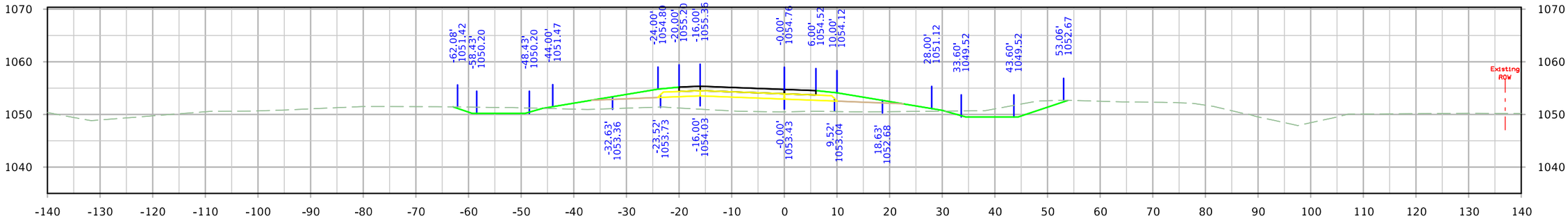

STA. 4553+39.74

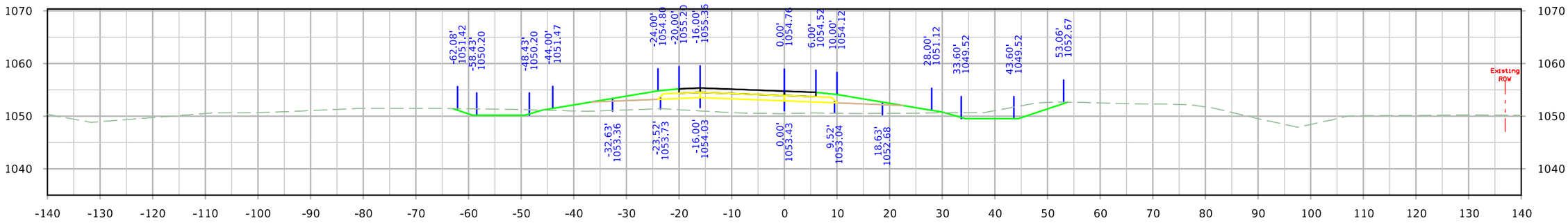

STA. 4553+39.74

FILE NO.	ENGLISH	DESIGN TEAM Iowa DOT/HR Green	MONONA COUNTY	PROJECT NUMBER STP-175-1(95)--2C-67	SHEET NUMBER Y.101

5:52:36 PM 8/10/2023 rtyrrel \\hrgreen.com\HRG\Data\2020\200200.15\CAD\Design\CADD_Files\Sheet_Files\SHT_6717502021_Y04_Z06.dgn

IA 175 Ramp D

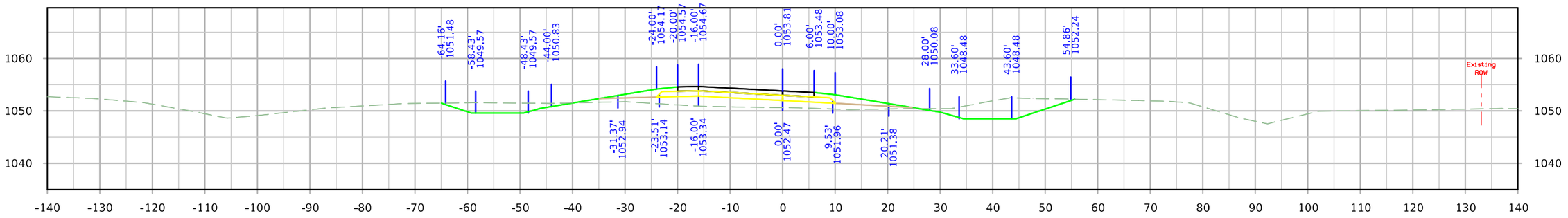

STA. 4554+00.00

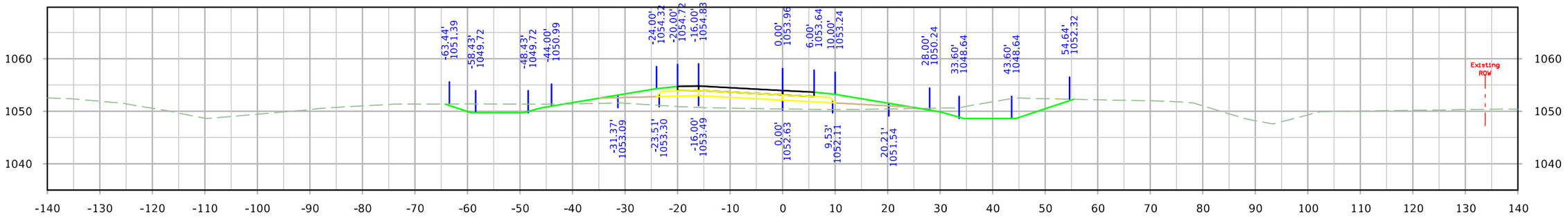

STA. 4553+90.14

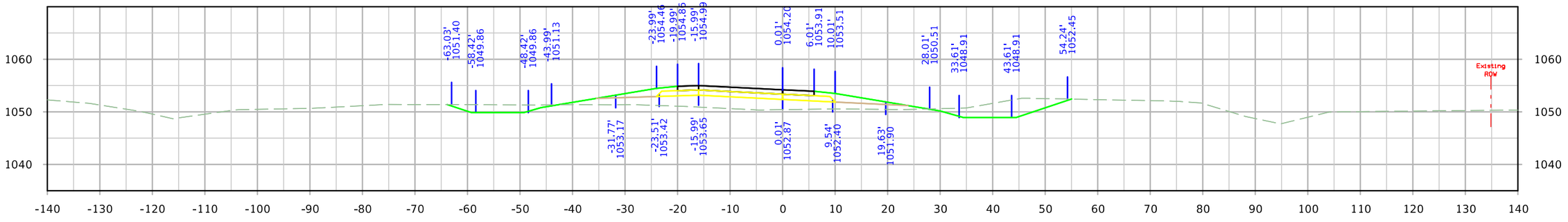

STA. 4553+75.00

FILE NO.	ENGLISH	DESIGN TEAM Iowa DOT/HR Green	MONONA COUNTY	PROJECT NUMBER STP-175-1(95)--2C-67	SHEET NUMBER Y.102

5:52:37 PM 8/10/2023 rtyrrel \\hrgreen.com\HRG\Data\2020\200200.15\CAD\Design\CADD_Files\Sheet_Files\SHT_6717502021_Y04_Z06.dgn

IA 175 Ramp D

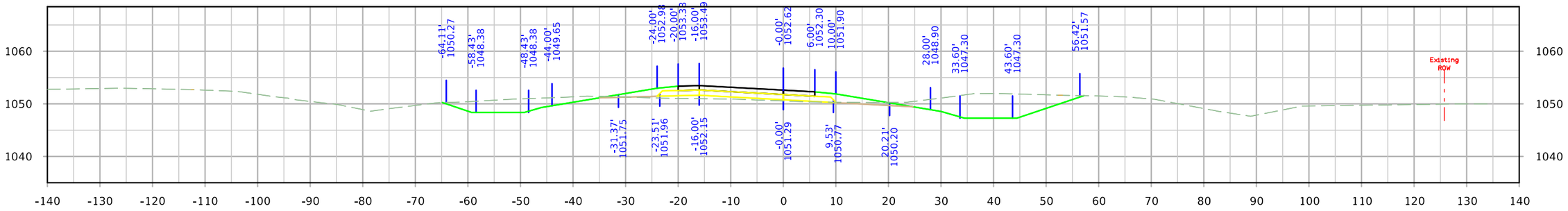

STA. 4554+75.00

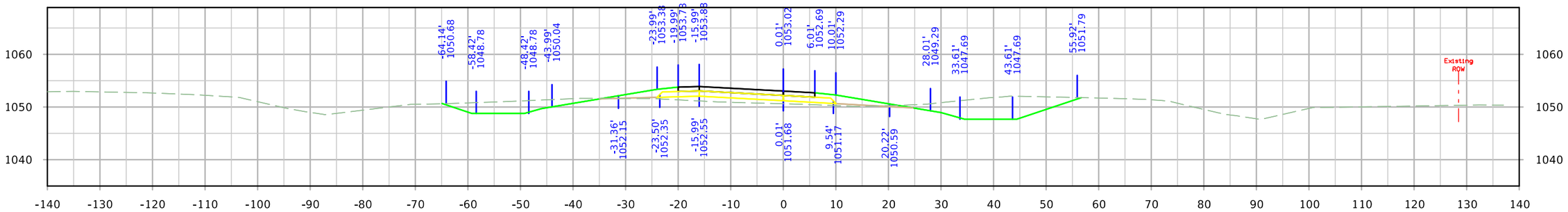

STA. 4554+50.00

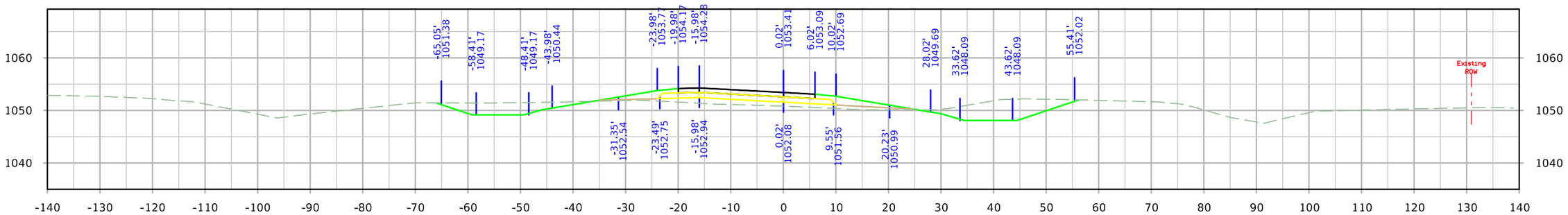

STA. 4554+25.00

FILE NO.	ENGLISH	DESIGN TEAM Iowa DOT/HR Green	MONONA COUNTY	PROJECT NUMBER STP-175-1(95)--2C-67	SHEET NUMBER Y.103

5:52:39 PM 8/10/2023 rtyrrel \\hrgreen.com\HRG\Data\2020\200200.15\CAD\Design\CADD_Files\Sheet_Files\SHT_6717502021_Y04_Z06.dgn

IA 175 Ramp D

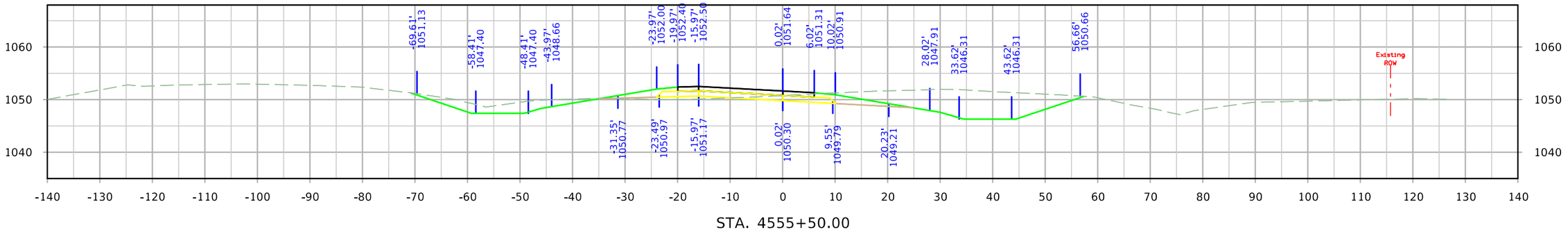

STA. 4555+50.00

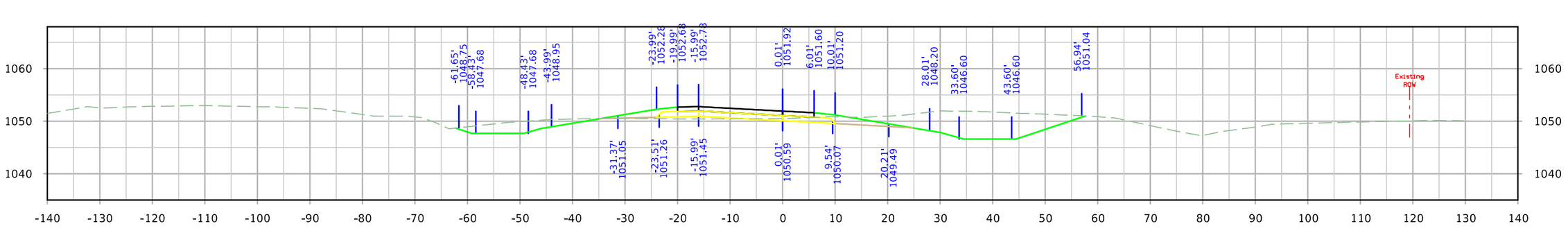

STA. 4555+25.00

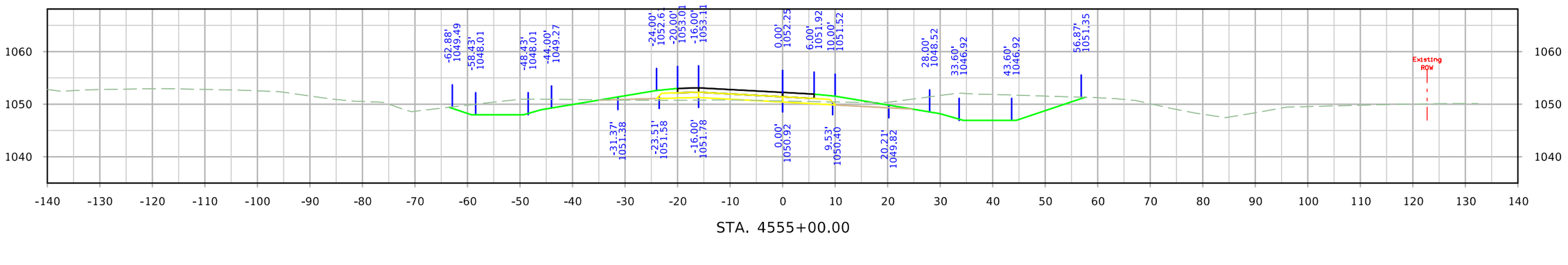

STA. 4555+00.00

FILE NO.	ENGLISH	DESIGN TEAM Iowa DOT/HR Green	MONONA COUNTY	PROJECT NUMBER STP-175-1(95)--2C-67	SHEET NUMBER Y.104

5:52:41 PM 8/10/2023 rtyrrel \\hrgreen.com\HRG\Data\2020\200200.15\CAD\Design\CADD_Files\Sheet_Files\SHT_6717502021_Y04_Z06.dgn

IA 175 Ramp D

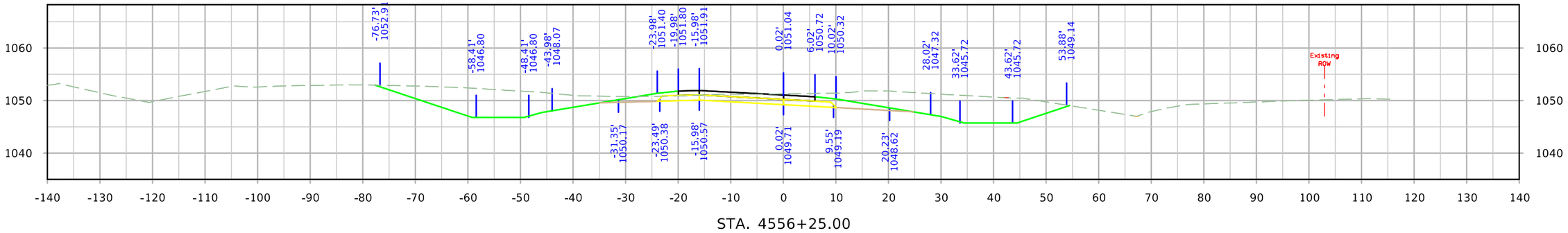

STA. 4556+25.00

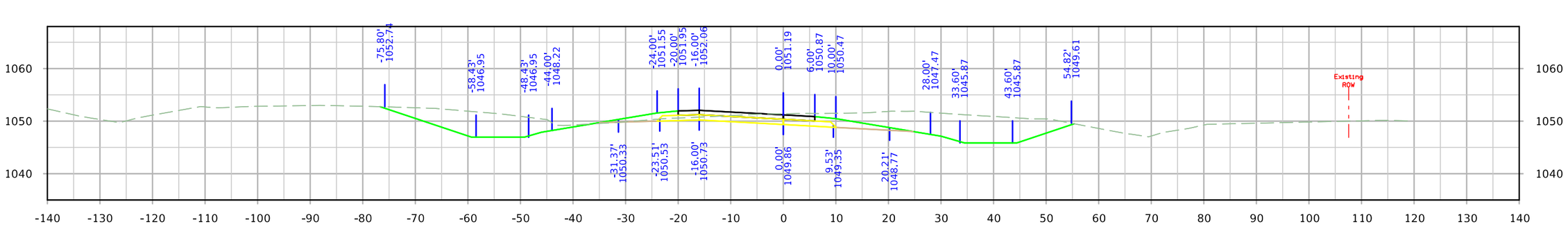

STA. 4556+00.00

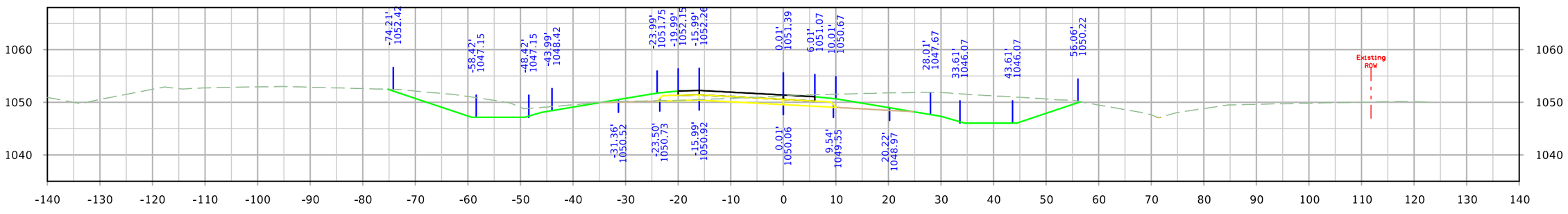

STA. 4555+75.00

FILE NO.	ENGLISH	DESIGN TEAM Iowa DOT/HR Green	MONONA COUNTY	PROJECT NUMBER STP-175-1(95)--2C-67	SHEET NUMBER Y.105

5:52:42 PM 8/10/2023 rtyrrel \\hrgreen.com\HRG\Data\2020\200200.15\CAD\Design\CADD_Files\Sheet_Files\SHT_6717502021_Y04_Z06.dgn

IA 175 Ramp D

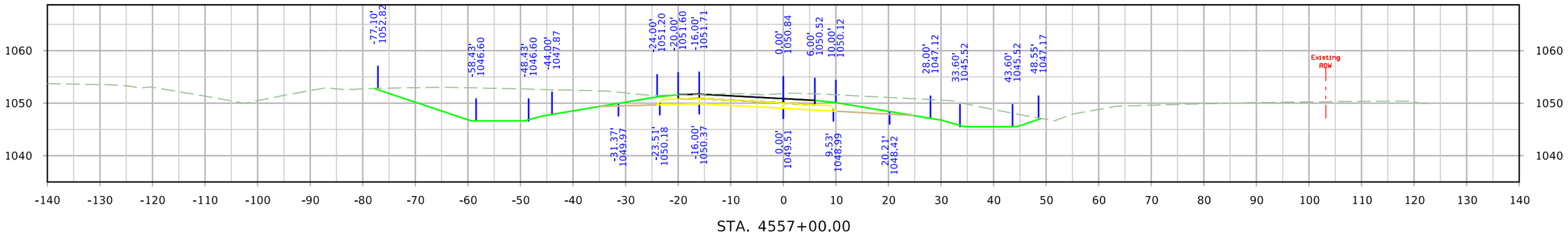

STA. 4557+00.00

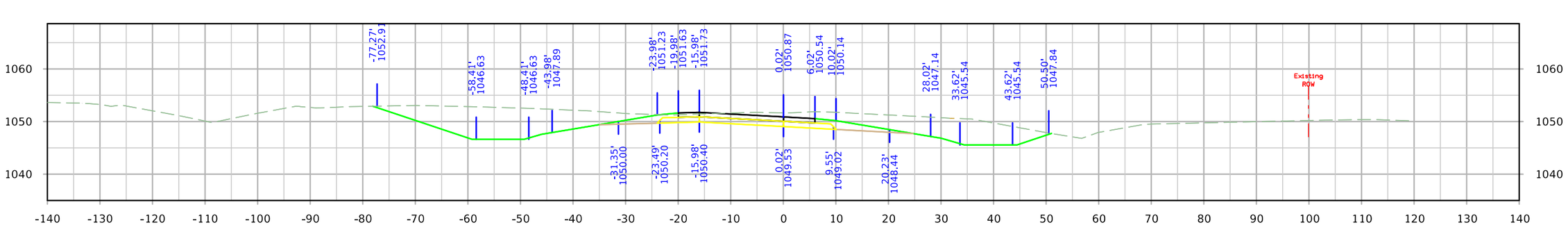

STA. 4556+75.00

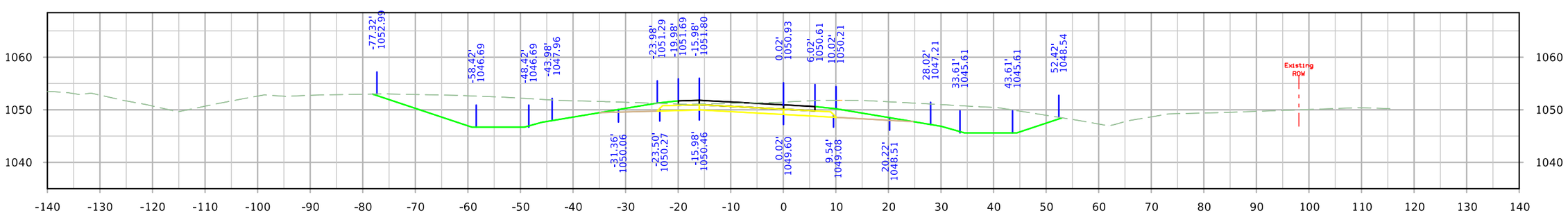

STA. 4556+50.00

FILE NO.	ENGLISH	DESIGN TEAM Iowa DOT/HR Green	MONONA COUNTY	PROJECT NUMBER STP-175-1(95)--2C-67	SHEET NUMBER Y.106

5:52:44 PM 8/10/2023 rtyrrel \\hrgreen.com\HRG\Data\2020\200200.15\CAD\Design\CADD_Files\Sheet_Files\SHT_6717502021_Y04_Z06.dgn

IA 175 Ramp D

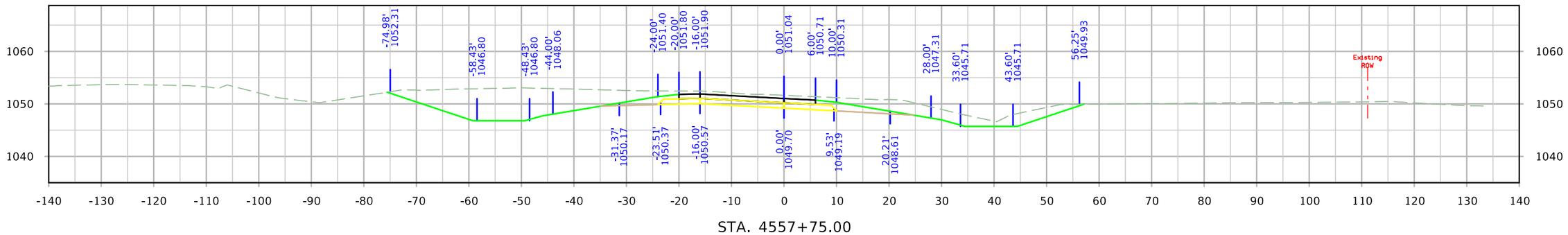

STA. 4557+75.00

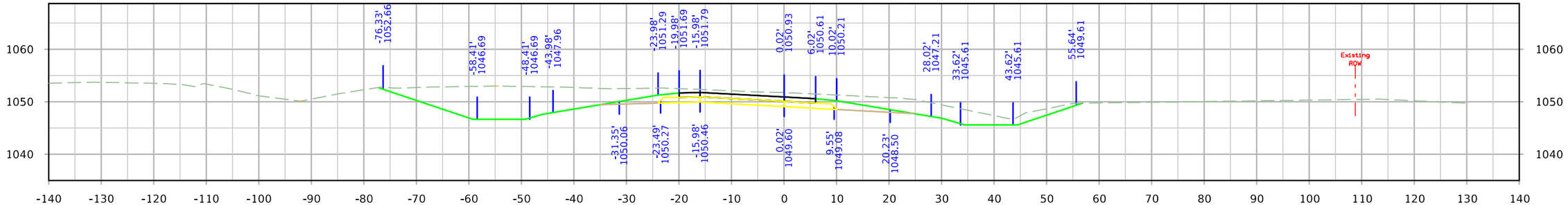

STA. 4557+50.00

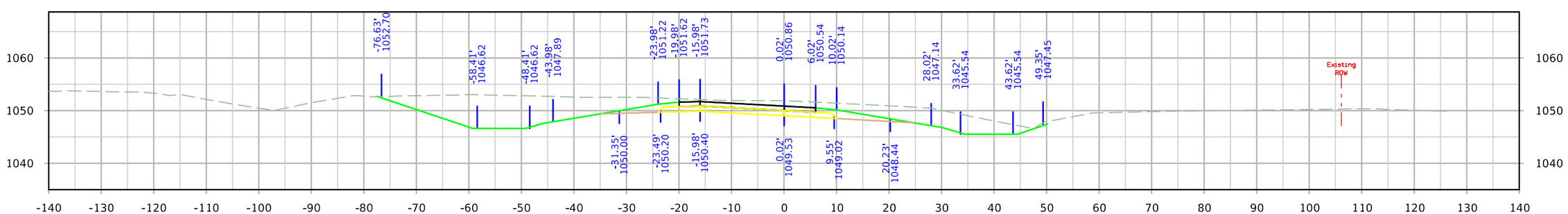

STA. 4557+25.00

FILE NO.	ENGLISH	DESIGN TEAM Iowa DOT/HR Green	MONONA COUNTY	PROJECT NUMBER STP-175-1(95)--2C-67	SHEET NUMBER Y.107

5:52:45 PM 8/10/2023 rtyrrel \\hrgreen.com\HRG\Data\2020\200200.15\CAD\Design\CADD_Files\Sheet_Files\SHT_6717502021_Y04_Z06.dgn

IA 175 Ramp D

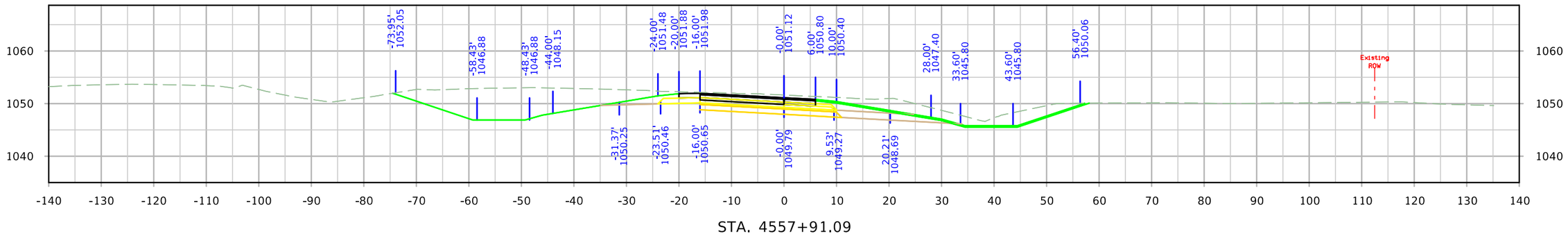

STA. 4557+91.09

FILE NO.	ENGLISH	DESIGN TEAM Iowa DOT/HR Green	MONONA COUNTY	PROJECT NUMBER STP-175-1(95)--2C-67	SHEET NUMBER Y.108

5:52:47 PM 8/10/2023 rtyrrel \\hrgreen.com\HRG\Data\2020\200200.15\CAD\Design\CADD_Files\Sheet_Files\SHT_6717502021_Y04_Z06.dgn