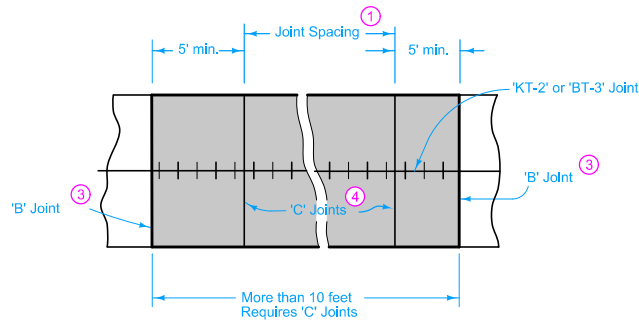
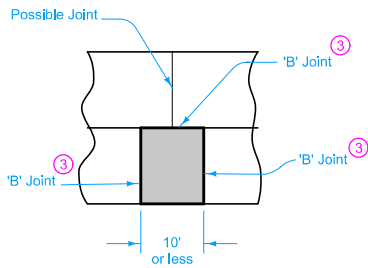


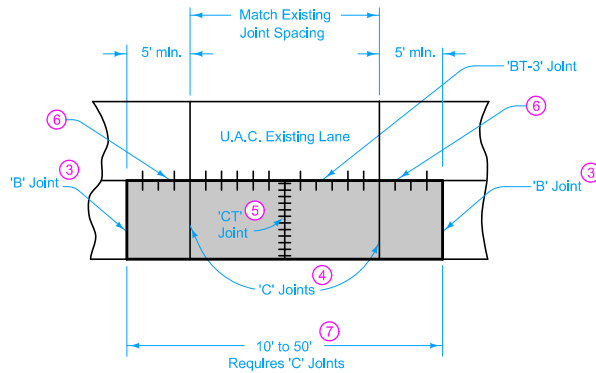
FULL ROADWAY WIDTH PATCH



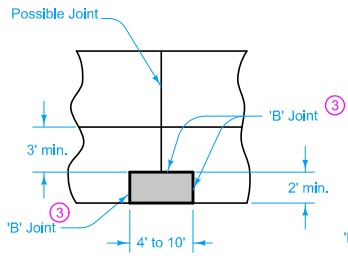
FULL ROADWAY WIDTH PATCH



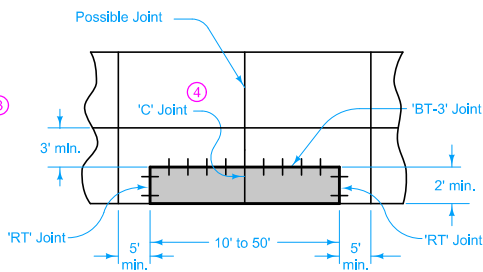
ONE LANE WIDTH PATCH



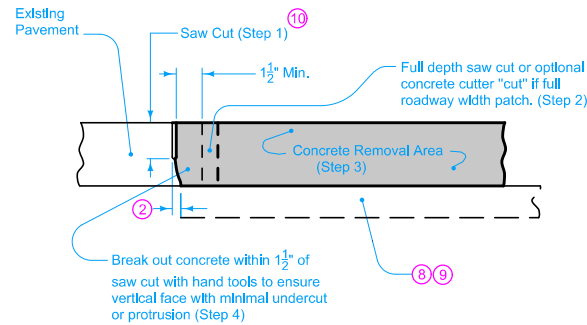
ONE LANE WIDTH PATCH



PARTIAL LANE WIDTH PATCH



PARTIAL LANE WIDTH PATCH



PAVEMENT REMOVAL

See PV-101 for joint and bar placement details.

Construct rectangular patches even when existing pavement joints are skewed.

- ① Joint spacing 10 feet minimum, 20 feet maximum, 15 feet optimum.
- ② The face of the patch should be near vertical. Protrusions less than 2 inches need not be removed if uniformly tapered from bottom of saw cut to bottom of patch. A step or ledge on this face will not be allowed.
- ③ If resurfacing is part of the contract, do not saw or seal joint after patching. If patch is not to be surfaced, then saw and seal according to PV-101.
- ④ If resurfacing is part of the contract, saw 'C' joints, but do not seal. If the patch is not to be resurfaced, then saw and seal according to PV-101.
- ⑤ Establish a new joint at approximate mid patch. This joint does not need to align with any existing joint or crack in adjacent pavement.
- ⑥ 'B' joint if end of patch does not match an existing joint or crack in the adjacent lane.
- ⑦ If one lane patch exceeds 50 feet, both lanes should be considered for patching.
- ⑧ Possible Subbase Patch, see PR-140.
- ⑨ If longitudinal subdrain (shoulder) is not to be placed or if it is not present on side of roadway to be patched, then place drain per PR-140.
- ⑩ Saw cut through overlay so that cut is 1 1/2 inches into original pavement.

Possible Contract Items:

- CT Joint
- Patches, Full-Depth Repair
- Patches by Count (Repair)
- Patches, Full-Depth Finish, by Count
- Patches, Full-Depth Finish, by Area
- Patches, Full-Depth Finish, by Area (50 feet or greater in length)

Possible Tabulation:  
102-6C

|                               |               |
|-------------------------------|---------------|
| <br><b>STANDARD ROAD PLAN</b> | REVISION      |
|                               | 1   04-21-15  |
|                               | <b>PR-102</b> |
| SHEET 1 of 1                  |               |

REVISIONS: Removed reference to circle note 3 from 'BT-3' and 'RT' joints in the PARTIAL LANE WIDTH PATCH drawing.

*Brian Smith*  
APPROVED BY DESIGN METHODS ENGINEER

**FULL DEPTH PCC PATCH  
WITHOUT DOWELS**